



US00D512298S

(12) **United States Design Patent** (10) **Patent No.:** **US D512,298 S**  
**Fields** (45) **Date of Patent:** **\*\* Dec. 6, 2005**

(54) **PULL**  
 (75) Inventor: **Betsy Fields**, Silverton, CO (US)  
 (73) Assignee: **Liberty Hardware Mfg. Corp.**,  
 Winston-Salem, NC (US)  
 (\*\*) Term: **14 Years**  
 (21) Appl. No.: **29/207,030**  
 (22) Filed: **Jun. 8, 2004**

D182,602 S \* 4/1958 Leichter ..... D8/317  
 D247,370 S \* 2/1978 Whitehead ..... D24/125  
 D343,107 S \* 1/1994 Fulton ..... D8/317  
 D372,659 S \* 8/1996 De'Armond ..... D8/317  
 D411,794 S \* 7/1999 O'Neil ..... D8/317

\* cited by examiner

*Primary Examiner*—Adir Aronovich  
 (74) *Attorney, Agent, or Firm*—Edgar A. Zarins; Lloyd D. Doigan

**Related U.S. Application Data**

(62) Division of application No. 29/175,111, filed on Jan. 30, 2003, now Pat. No. Des. 495,232.  
 (51) **LOC (8) Cl.** ..... **08-06**  
 (52) **U.S. Cl.** ..... **D8/317; D8/315**  
 (58) **Field of Search** ..... D5/37, 55, 99;  
 D8/300, 307, 315–320, DIG. 1; D24/125;  
 16/110.1, 111.1

**References Cited**

**U.S. PATENT DOCUMENTS**

D175,473 S \* 8/1955 Leichter ..... D8/317

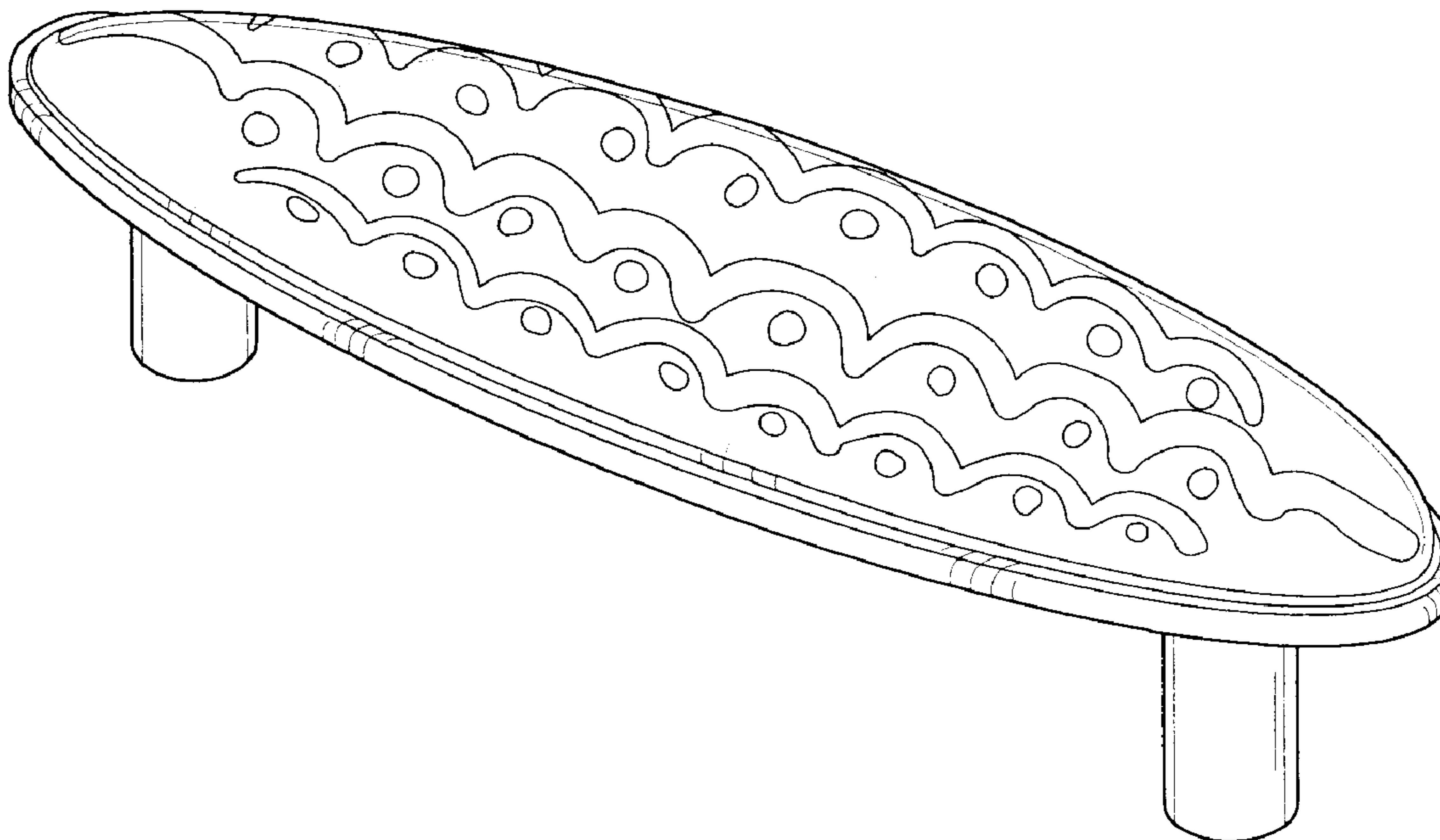
(57) **CLAIM**

The ornamental design for a pull, as shown and described.

**DESCRIPTION**

FIG. 1 is a perspective view of a pull showing my new design;  
 FIG. 2 is a front elevational view thereof;  
 FIG. 3 is a side elevational view thereof;  
 FIG. 4 is a side elevational view opposite of that shown in FIG. 3; and,  
 FIG. 5 is an end view thereof, the opposite end being a mirror image of the end shown.

**1 Claim, 2 Drawing Sheets**



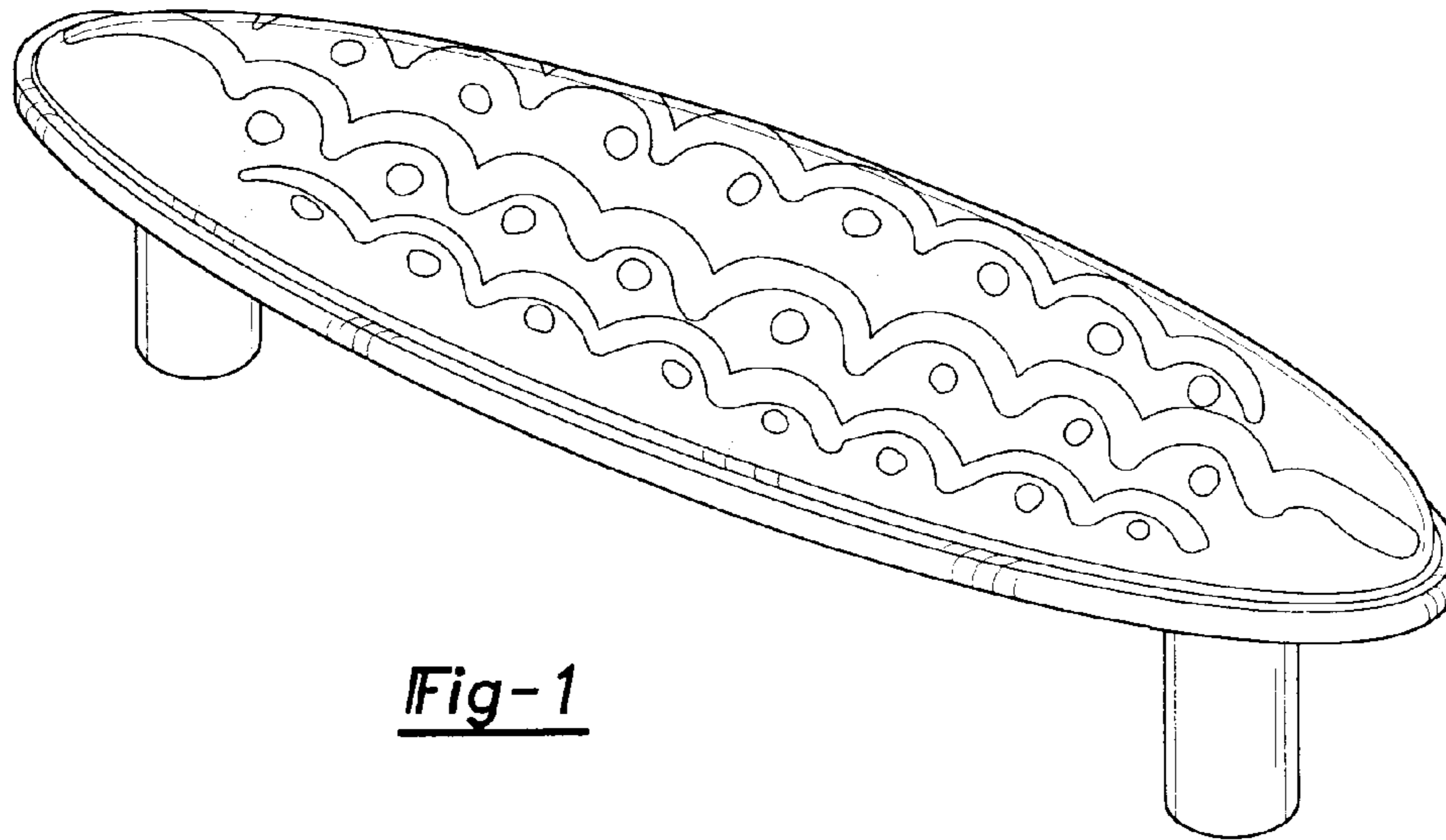


Fig-1




Fig-2




Fig-3




Fig-4

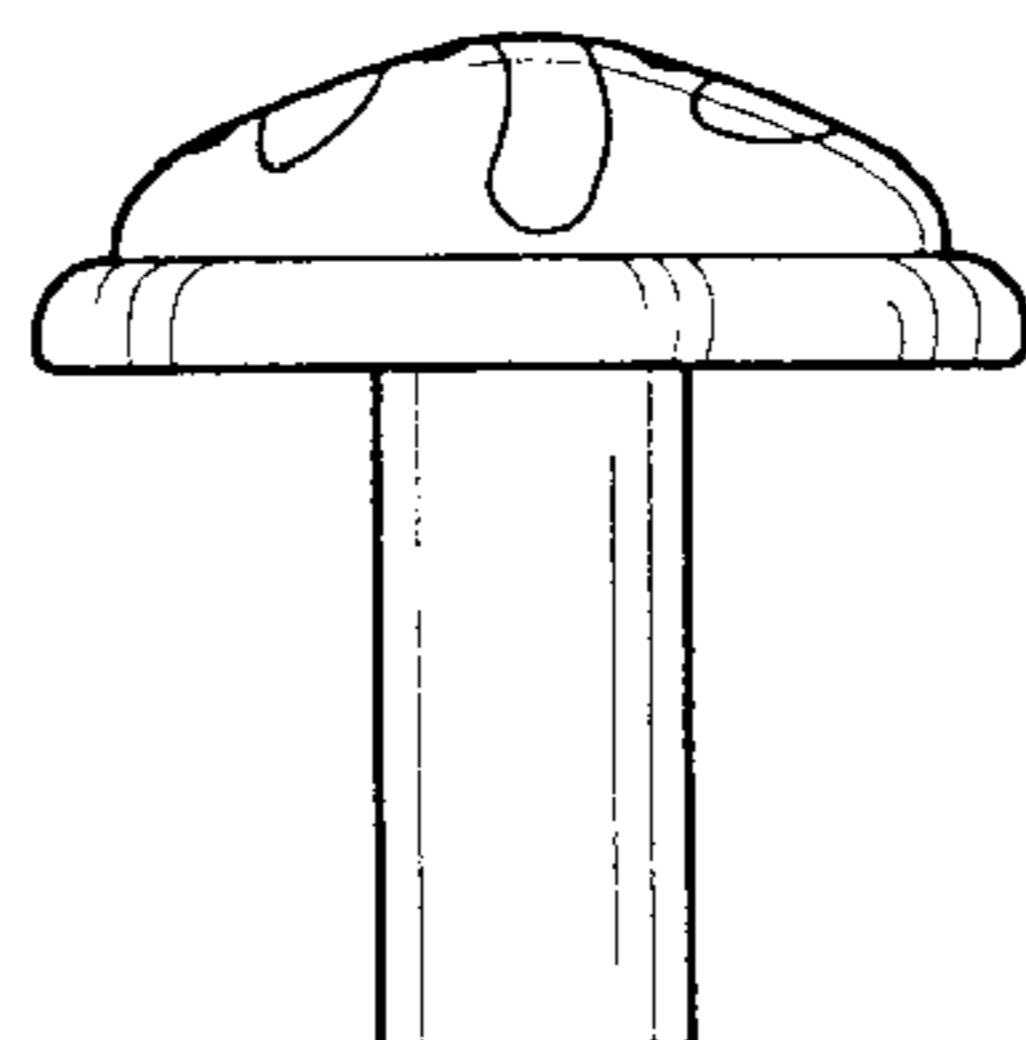


Fig-5