

US00D512294S

(12) **United States Design Patent**
Jessamine

(10) **Patent No.: US D512,294 S**
(45) **Date of Patent: ** Dec. 6, 2005**

(54) **HAMMER**

(76) **Inventor: Donald W. Jessamine**, 401 Aurora St.,
Phillipsburg, NJ (US) 08865

(**) **Term: 14 Years**

(21) **Appl. No.: 29/202,545**

(22) **Filed: Apr. 2, 2004**

(51) **LOC (8) Cl. 08-02**

(52) **U.S. Cl. D8/75**

(58) **Field of Search D8/75, 76, 77,**
D8/78, 79, 80, 81, 88, 89; 81/20, 21, 22,
23, 24, 25, 26; 254/26 R, 26 E; 7/146

(56) **References Cited**

U.S. PATENT DOCUMENTS

540,967 A	6/1895	Eveleth	
D32,402 S	3/1900	Whitford	
2,223,801 A	* 12/1940	Giroux	254/26 R
D140,821 S	* 4/1945	MacWithey	D8/79
2,589,046 A	3/1952	Brown et al.	
2,643,854 A	6/1953	Johnson	
2,747,835 A	5/1956	Belgard	

3,208,724 A	*	9/1965	Vaughan	254/26 R
D246,948 S	*	1/1978	Cunningham	D8/79
5,060,911 A		10/1991	Mikesell	
5,249,776 A		10/1993	Johnson	
5,259,274 A	*	11/1993	Hreha	81/20
5,441,236 A		8/1995	Kiernan	
D369,734 S	*	5/1996	Sanger	D8/78
6,279,876 B1		8/2001	Massie	

* cited by examiner

Primary Examiner—Philip S. Hyder

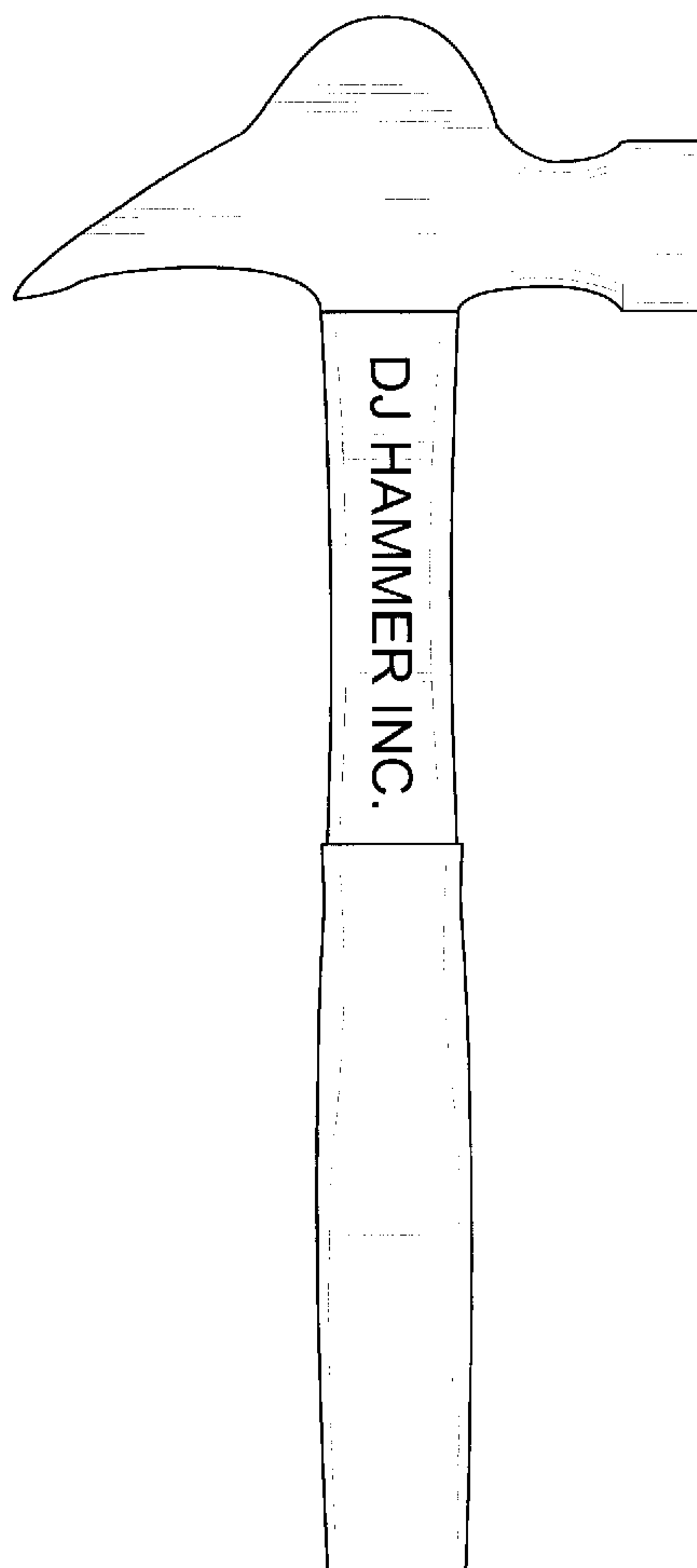
(57) **CLAIM**

The ornamental design for a hammer, as shown and described.

DESCRIPTION

FIG. 1 is a side elevational view of a hammer showing my new design;
FIG. 2 is front elevational view thereof;
FIG. 3 is a rear elevational view thereof;
FIG. 4 is a top plan view thereof; and,
FIG. 5 is a bottom plan view thereof.

1 Claim, 3 Drawing Sheets



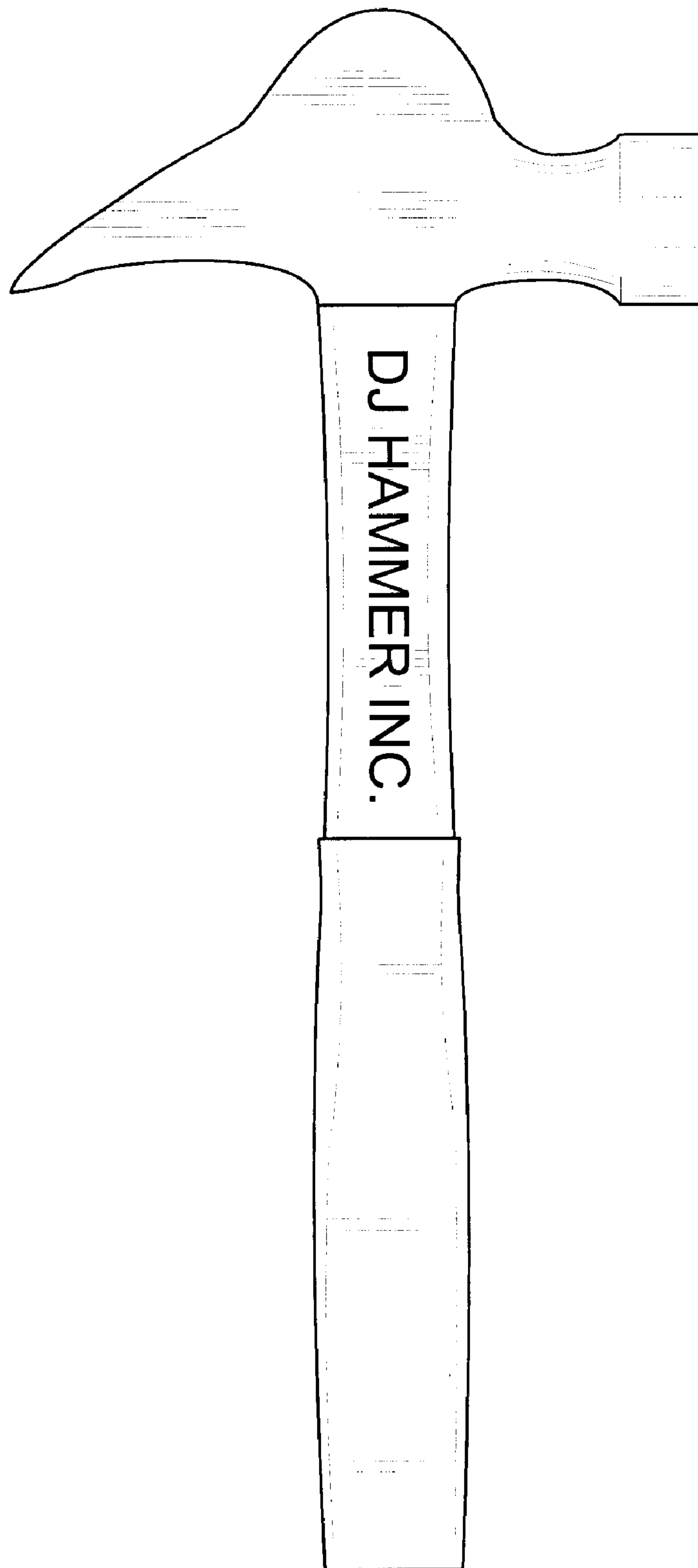


FIG. 1

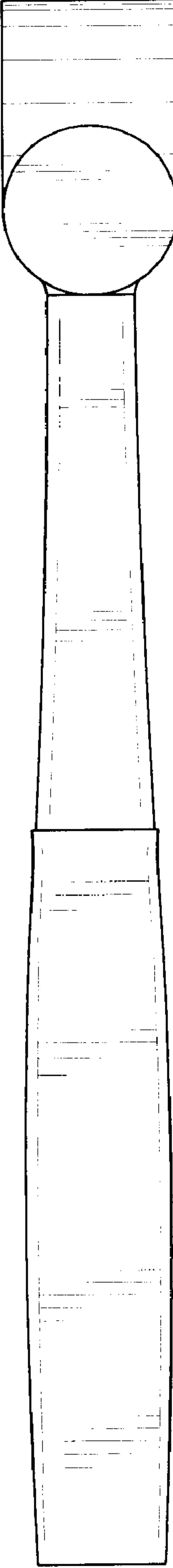


FIG. 2

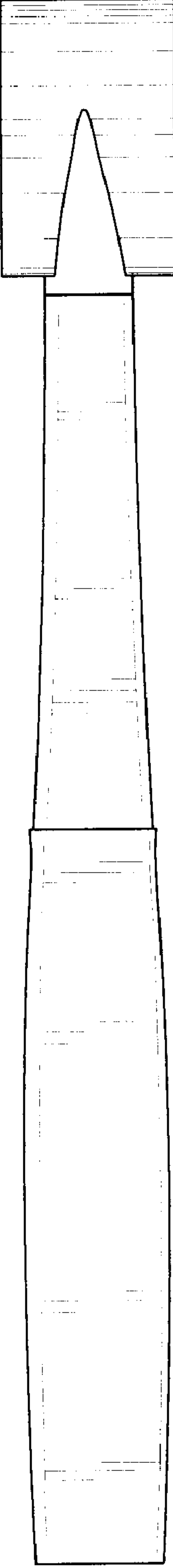


FIG. 3

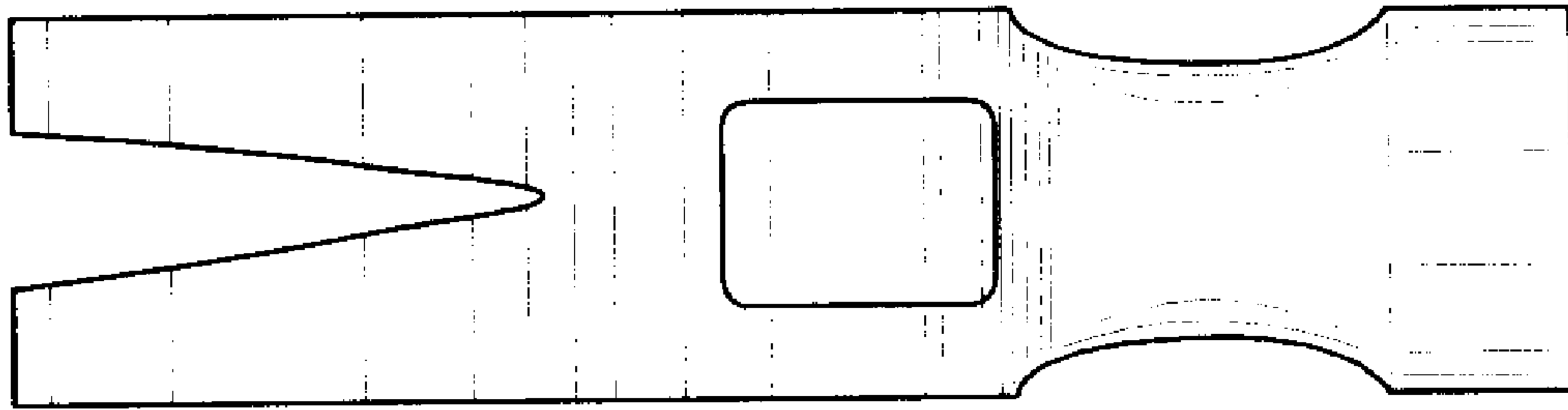


FIG. 4

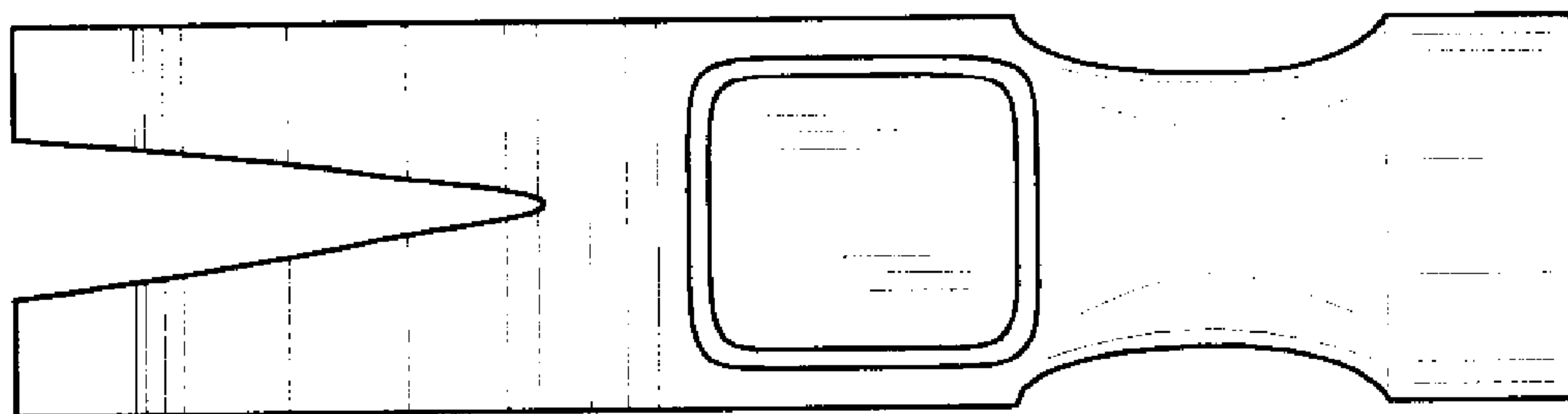


FIG. 5