



US00D512288S

(12) **United States Design Patent**
Webb et al.

(10) **Patent No.:** **US D512,288 S**
(45) **Date of Patent:** **** Dec. 6, 2005**

(54) **JAR OPENER**

(75) Inventors: **Terri Webb**, Elmhurst, IL (US);
Nathaniel Hallee, St. Louis Park, MN
(US)

(73) Assignee: **Columbia Insurance Company**,
Omaha, NE (US)

(**) Term: **14 Years**

(21) Appl. No.: **29/208,414**

(22) Filed: **Jun. 28, 2004**

(51) **LOC (8) Cl.** **07-99**

(52) **U.S. Cl.** **D8/40**

(58) **Field of Search** D8/16-20, 33-35,
D8/38-43, 88, 89, 105, 356; 7/138, 151-166;
30/1.5, 169, 400-450; 81/3.05-3.49; 294/15

(56) **References Cited**

U.S. PATENT DOCUMENTS

- D208,321 S * 8/1967 Brown D8/40
- D257,318 S 10/1980 Zorzi
- D258,192 S 2/1981 Maloney
- 4,262,560 A 4/1981 Hoffberger
- D296,293 S 6/1988 Wheeler
- 5,943,920 A 8/1999 McGivern et al.
- D436,301 S * 1/2001 Savio et al. D8/37

- D482,583 S * 11/2003 Hawley et al. D8/33
- D496,242 S * 9/2004 Harrison-Griffin D8/40
- 2004/0216561 A1 * 11/2004 Bitonto et al. 81/3.4

* cited by examiner

Primary Examiner—Caron D. Veynar

(74) *Attorney, Agent, or Firm*—Neal, Gerber & Eisenberg
LLP

(57) **CLAIM**

The ornamental design for a jar opener, as shown and described.

DESCRIPTION

FIG. 1 is a perspective view of the jar opener showing our new design;

FIG. 2 is a top plan view of the jar opener shown in FIG. 1; FIG. 3 is a bottom plan view of the jar opener shown in FIG. 1;

FIG. 4 is a side elevation view of the jar opener shown in FIG. 1, the other side elevational view being identical;

FIG. 5 is a front elevation view of the jar opener shown in FIG. 1; and,

FIG. 6 is the rear elevation view of the jar opener shown in FIG. 1.

The broken lines shown in FIGS. 1-3 are for illustrative purposes only and form no part of the claimed design.

1 Claim, 4 Drawing Sheets

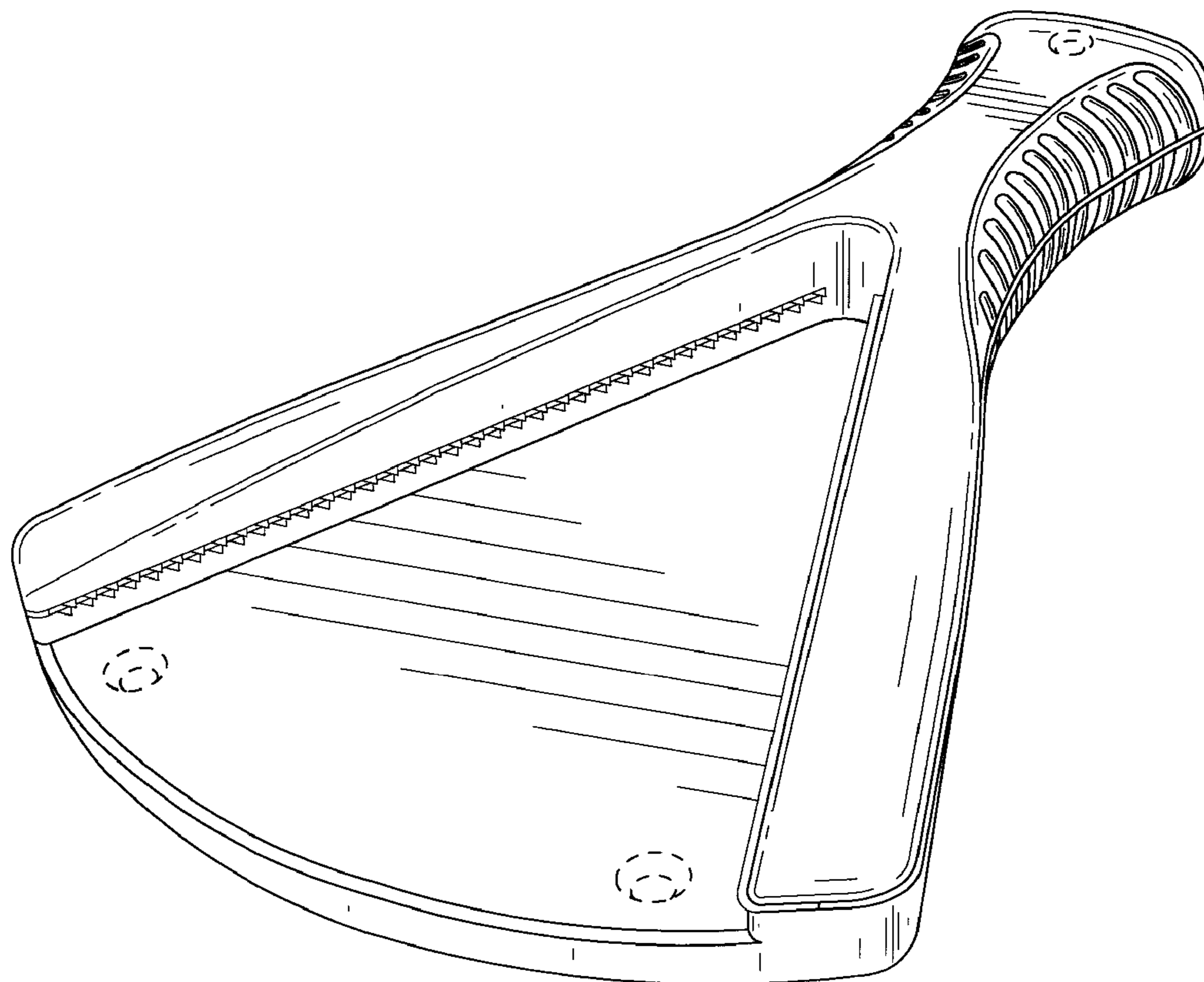
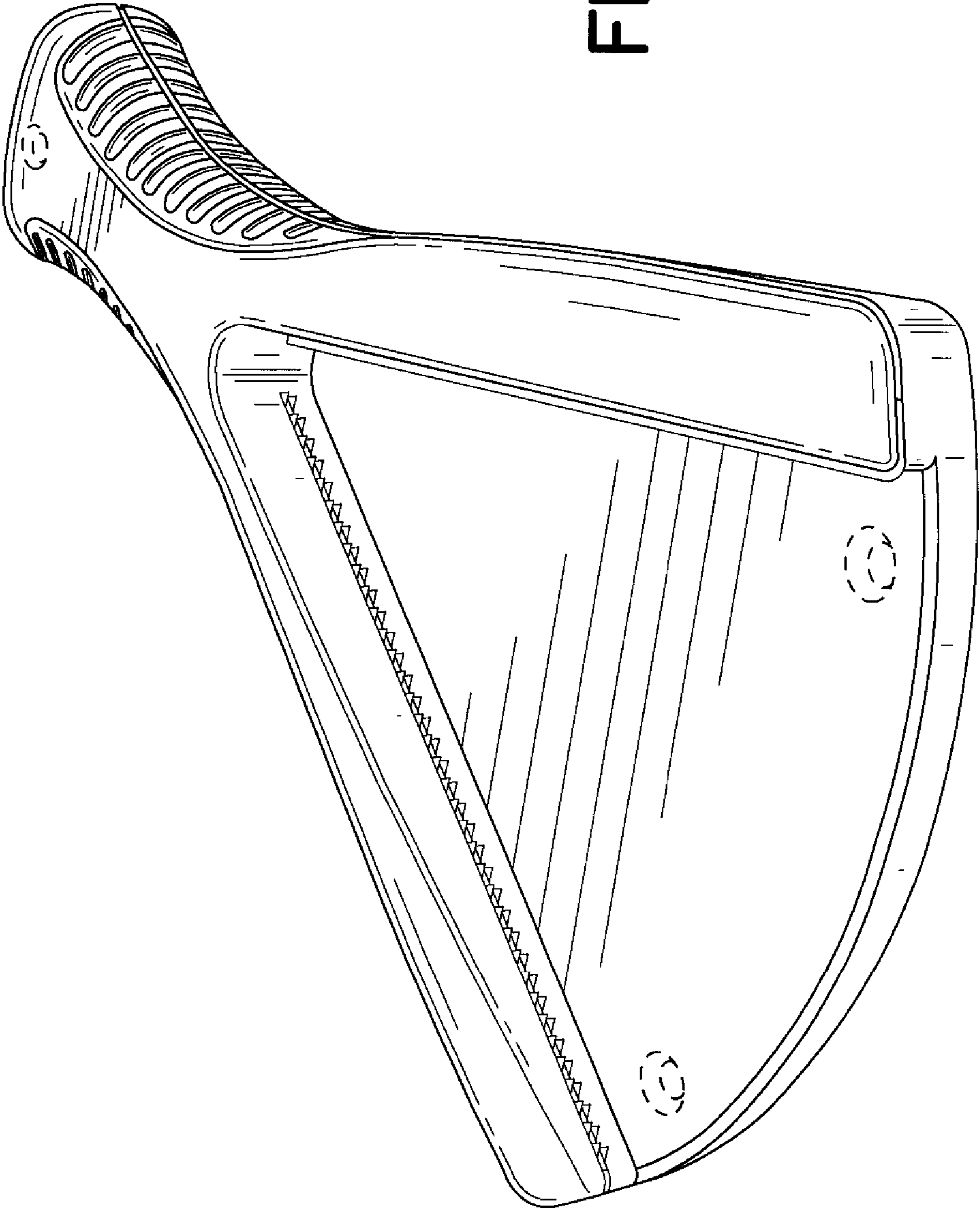


FIG. 1



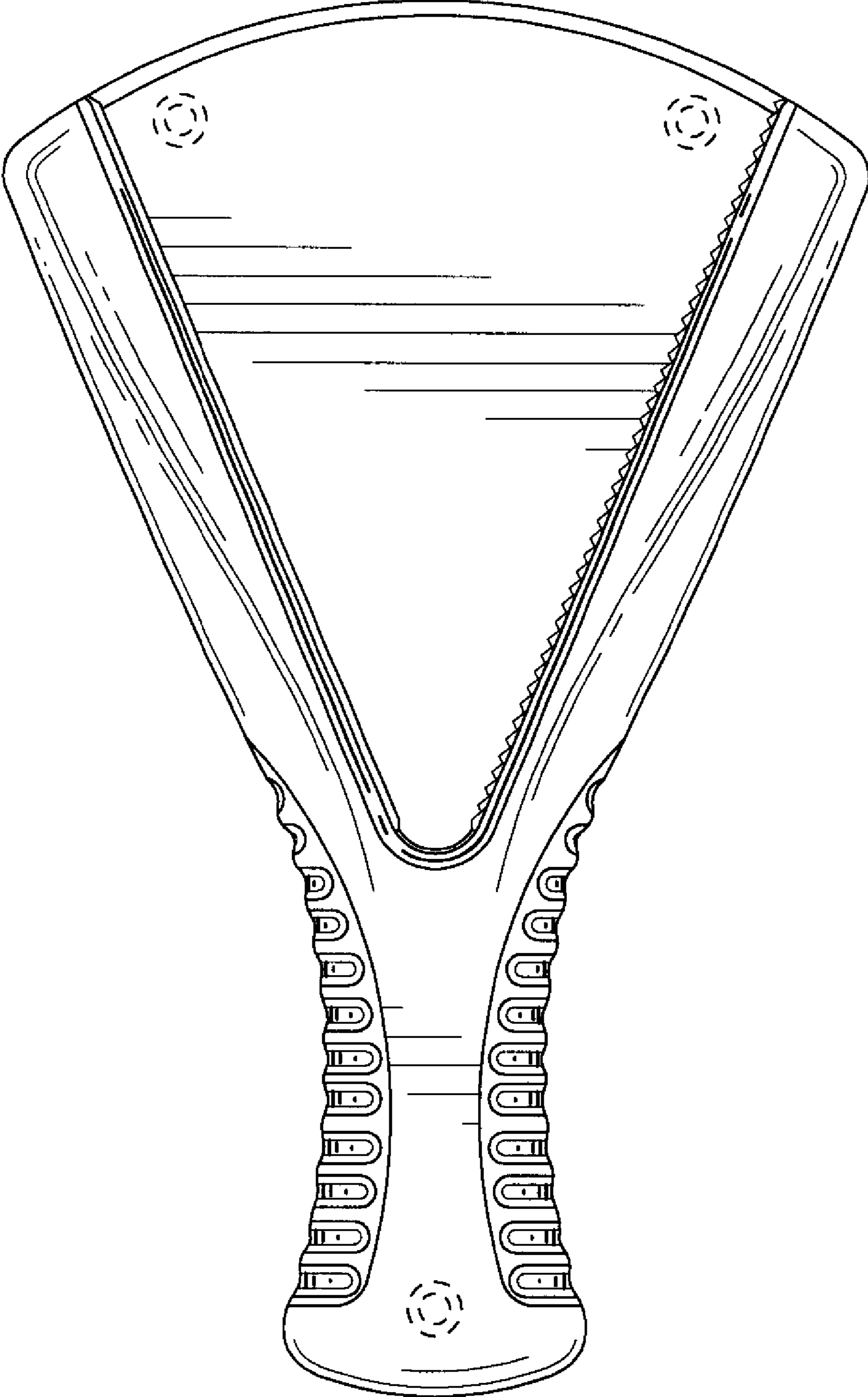


FIG. 2

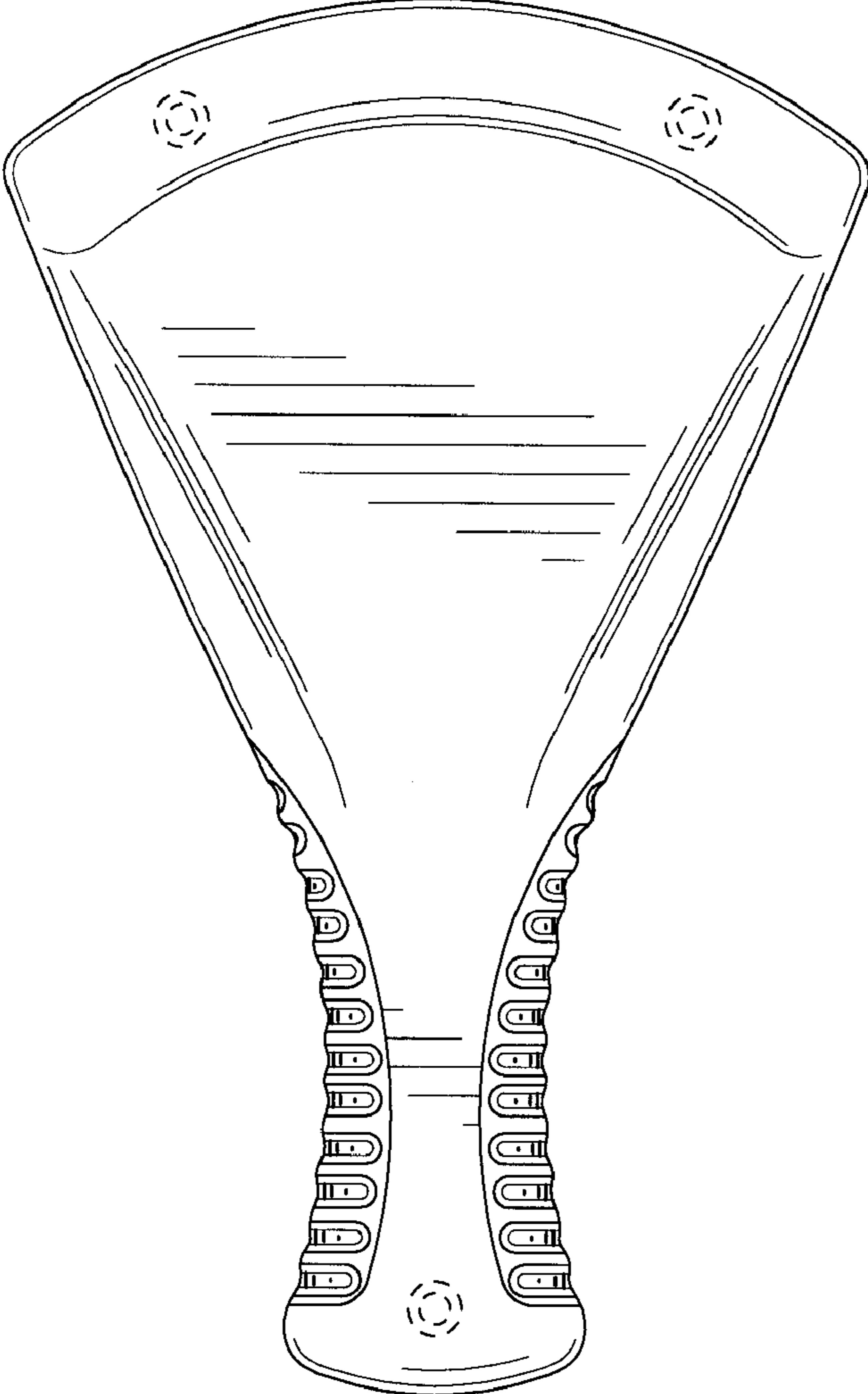


FIG. 3

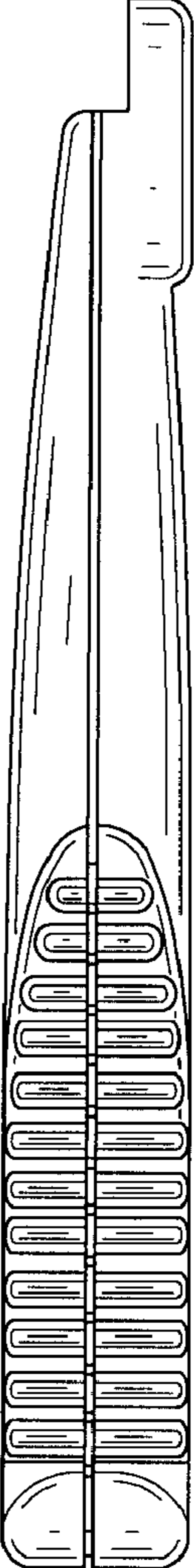


FIG. 4

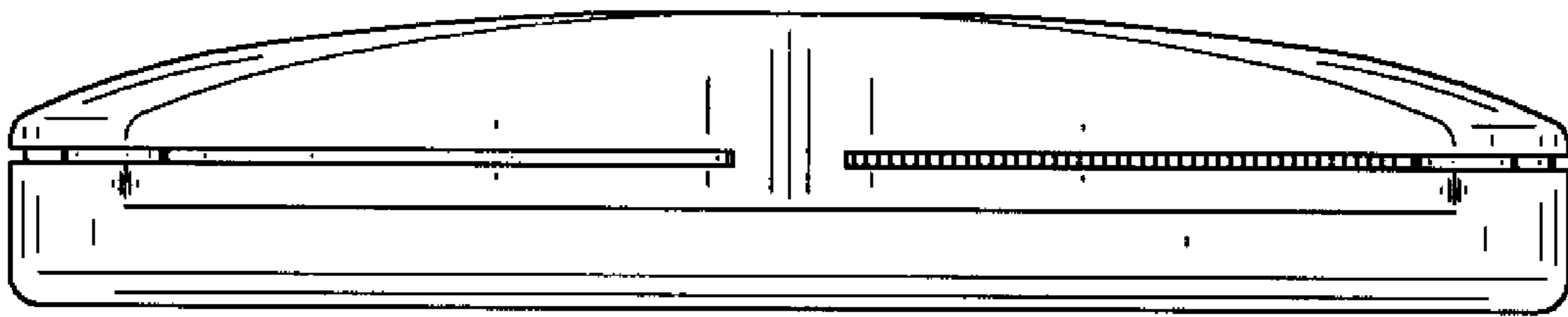


FIG. 5

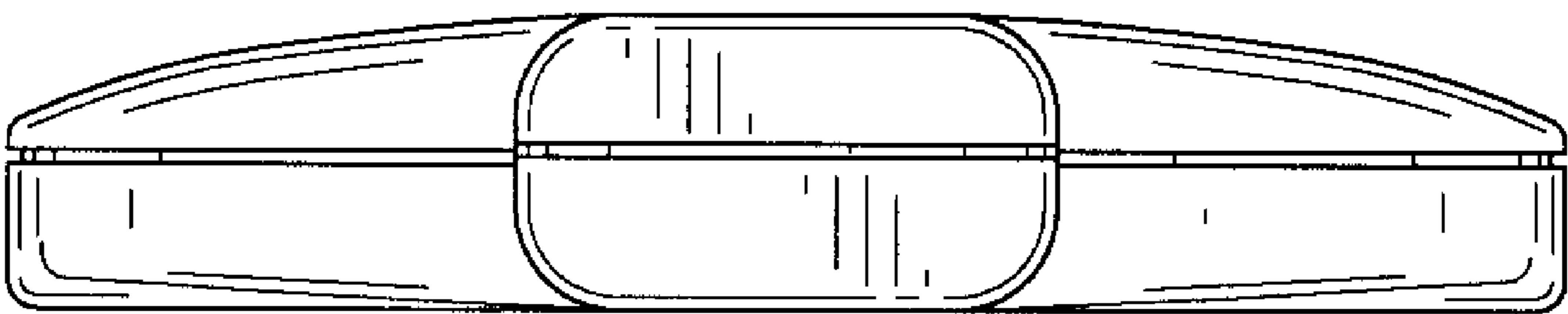


FIG. 6