



US00D512286S

(12) **United States Design Patent**
Wolf

(10) **Patent No.:** **US D512,286 S**

(45) **Date of Patent:** **** Dec. 6, 2005**

(54) **HANDHELD WRENCH**

(76) **Inventor:** **George D. Wolf**, 9306 W. Belmont Ave., Franklin Park, IL (US) 60131

(**) **Term:** **14 Years**

(21) **Appl. No.:** **29/202,562**

(22) **Filed:** **Apr. 1, 2004**

(51) **LOC (8) Cl.** **08-05**

(52) **U.S. Cl.** **D8/21**

(58) **Field of Search** D8/17-19, 21, D8/26-29, 105; 81/119-120, 121.1, 124.3-124.4, 125.1, 176.1, 176.2

(56) **References Cited**

U.S. PATENT DOCUMENTS

167,368 A *	8/1875	Waitt	81/120
227,768 A *	5/1880	Griffiths	81/120
597,345 A *	1/1898	Welsh	81/124.3
D167,245 S *	7/1952	Anderson	81/119
2,716,367 A *	8/1955	Montgomery	81/124.3

5,074,171 A	12/1991	Annis et al.	
5,107,729 A	4/1992	Makhlouf	
D334,693 S *	4/1993	Burke D8/19
5,709,137 A	1/1998	Blacklock	
6,092,442 A	7/2000	Macor	
6,267,028 B1	7/2001	Macor	
D477,197 S *	7/2003	Yates D8/21

* cited by examiner

Primary Examiner—Raphael Barkai

(74) *Attorney, Agent, or Firm*—Patents & TMS, P.C.

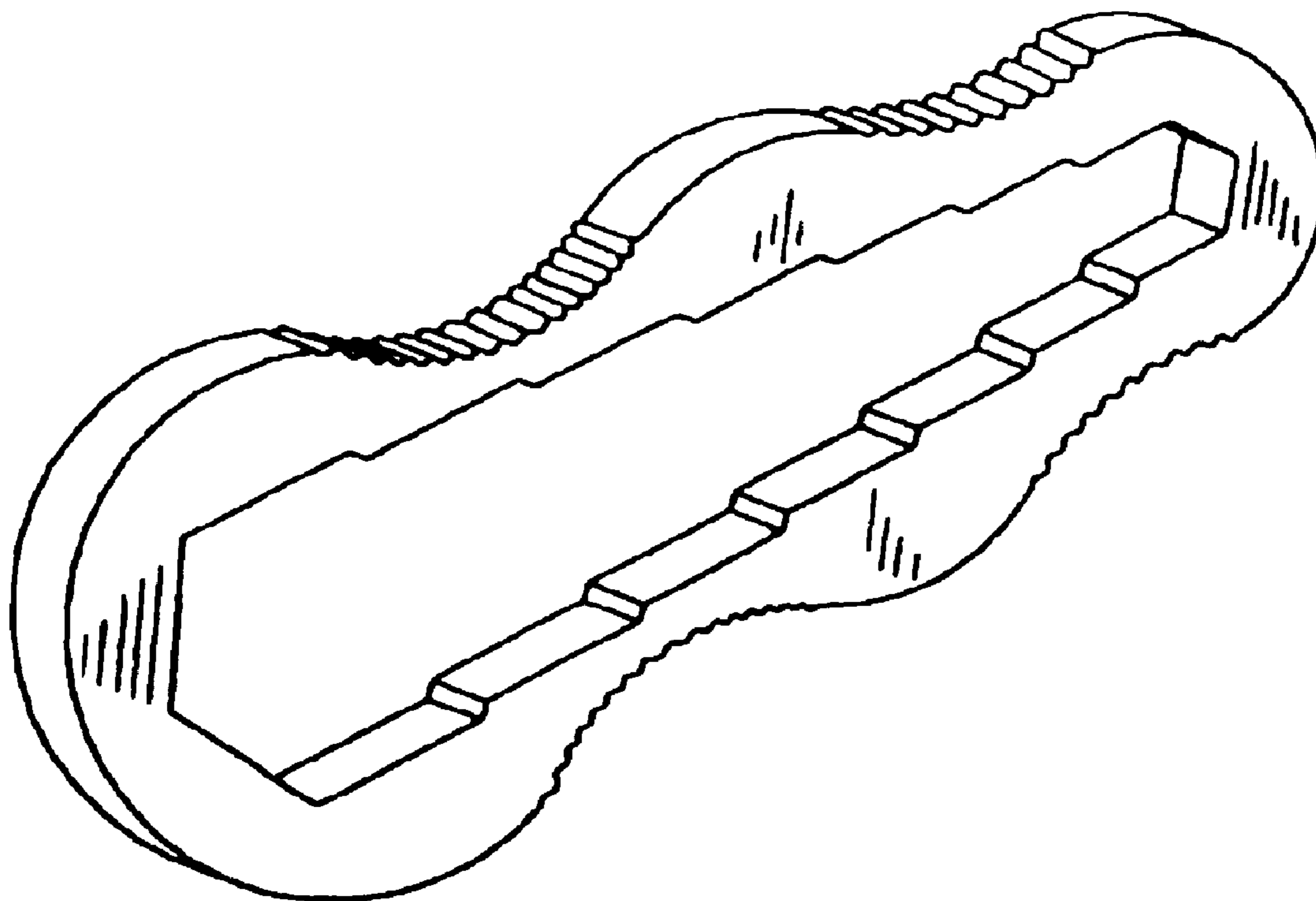
(57) **CLAIM**

The ornamental design for a handheld wrench, as shown.

DESCRIPTION

FIG. 1 is a perspective view of the handheld wrench;
FIG. 2 is a top/bottom view thereof;
FIG. 3 is a side view thereof;
FIG. 4 is a front/back view thereof; and,
FIG. 5 is a side view thereof.

1 Claim, 1 Drawing Sheet



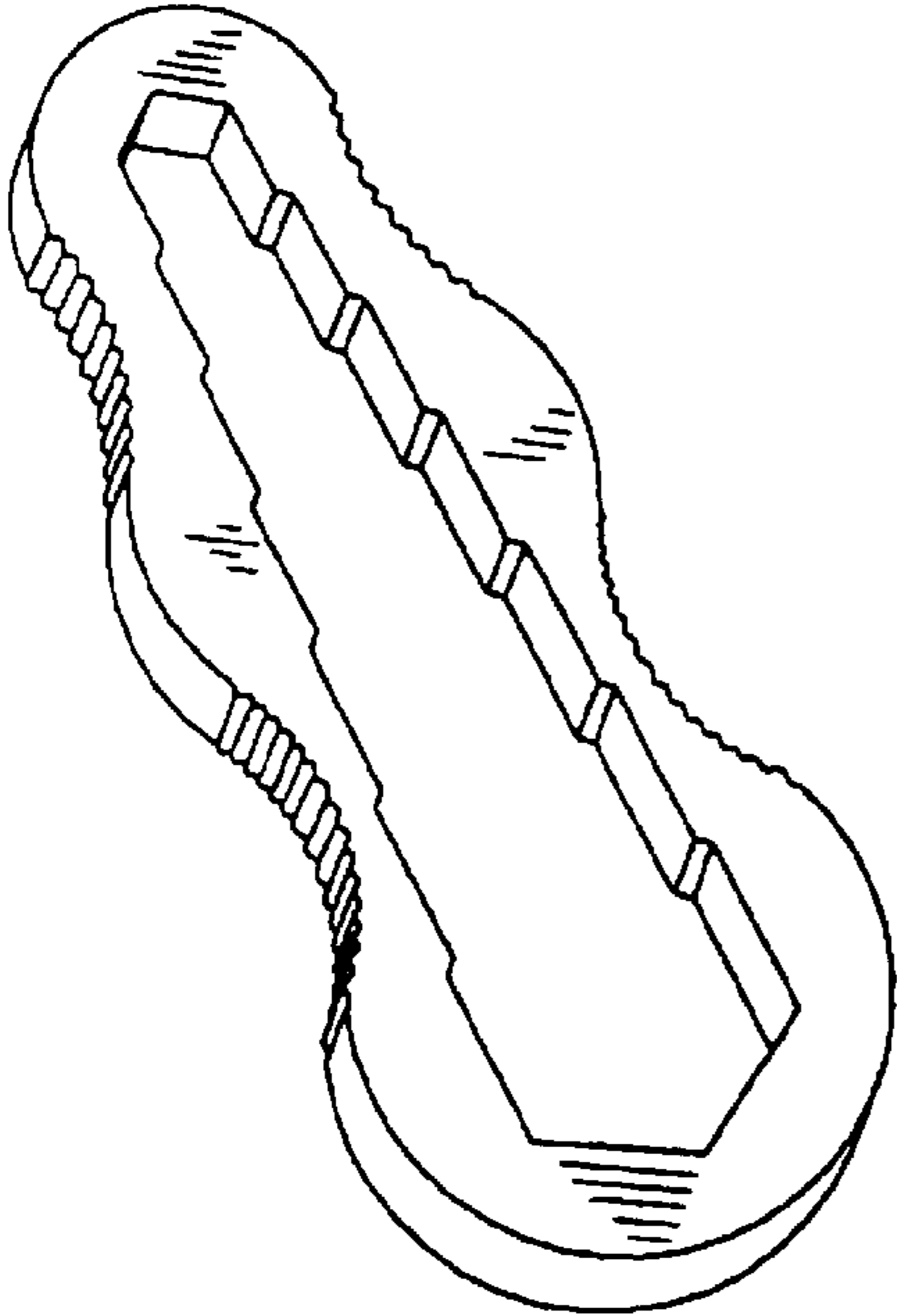


Figure 1



Figure 2



Figure 3



Figure 5

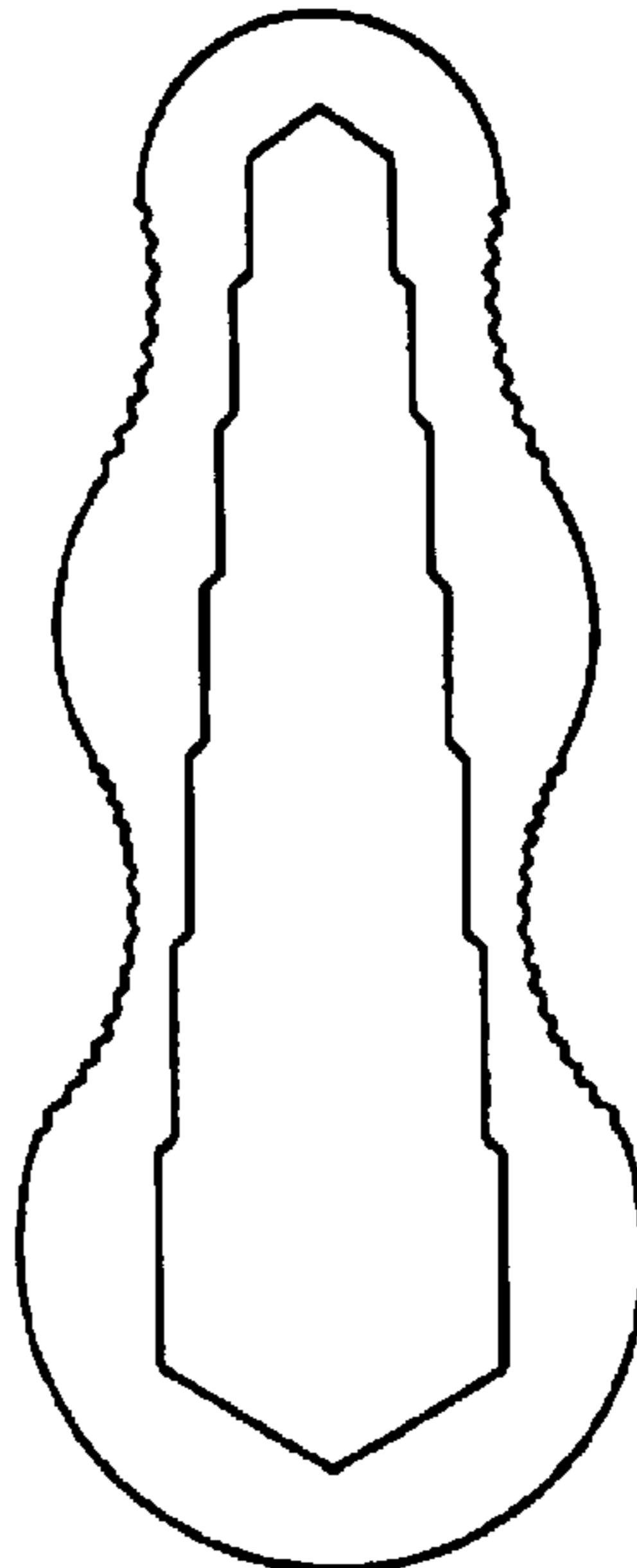


Figure 4