



US00D512285S

(12) **United States Design Patent**  
**Schwartz**

(10) **Patent No.:** **US D512,285 S**  
(45) **Date of Patent:** **\*\* Dec. 6, 2005**

(54) **HANDHELD HOOKED IMPLEMENT**

(76) **Inventor:** **Eugene G. Schwartz**, 15490 Panda Rd., Neosho, MO (US) 64850

(\*\*) **Term:** **14 Years**

(21) **Appl. No.:** **29/200,653**

(22) **Filed:** **Mar. 2, 2004**

(51) **LOC (8) Cl.** ..... **08-05**

(52) **U.S. Cl.** ..... **D8/14**

(58) **Field of Search** ..... D8/370, 14, 367;  
294/14, 26

*Primary Examiner*—Holly H. Baynham  
(74) *Attorney, Agent, or Firm*—Martin & Associates,  
L.L.C.; Derek P. Martin

(57) **CLAIM**

The ornamental design for a handheld hooked implement, as shown and described.

**DESCRIPTION**

FIG. 1 is a side view of a handheld hooked implement showing my new design, with the opposing side view being a mirror image;

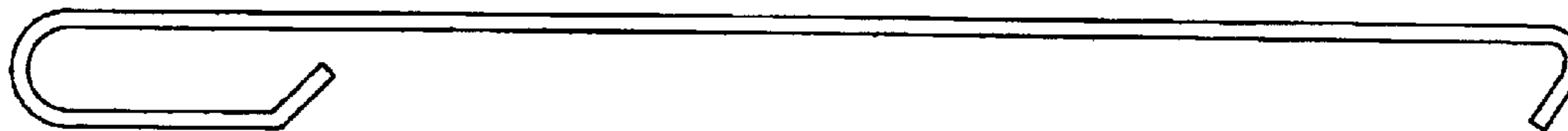
FIG. 2 is a top view thereof;

FIG. 3 is a bottom view thereof;

FIG. 4 is a left end view thereof viewing the left end of the implement in FIG. 1; and,

FIG. 5 is a right end view thereof viewing the right end of the implement in FIG. 1.

**1 Claim, 1 Drawing Sheet**






FIG. 1



FIG. 2



FIG. 3



FIG. 4

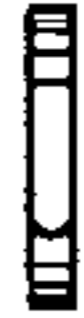


FIG. 5