



US00D512269S

(12) **United States Design Patent**
Trombly

(10) **Patent No.:** **US D512,269 S**

(45) **Date of Patent:** **** Dec. 6, 2005**

(54) **TRAVEL MUG**

(75) **Inventor:** **Edgar F. Trombly**, Grosse Pointe Farms, MI (US)

(73) **Assignee:** **Punch Products USA, Inc.**, Rahway, NJ (US)

(**) **Term:** **14 Years**

(21) **Appl. No.:** **29/203,252**

(22) **Filed:** **Apr. 12, 2004**

(51) **LOC (8) Cl.** **07-01**

(52) **U.S. Cl.** **D7/510; D7/511; D7/533**

(58) **Field of Search** D7/507, 509, 536, D7/533, 532, 531, 510, 511, 523, 396.6, 521; D11/152; 215/12.2, 396, 10, 398; 126/246, 400; 229/400, 402; 206/519; 220/669, 713, 719, 710.5, 560, 715; 248/346.1

(56) **References Cited**

U.S. PATENT DOCUMENTS

- D231,068 S * 4/1974 Douglas D7/533
- D429,959 S * 8/2000 Otake D7/510
- D434,275 S * 11/2000 Ginuntoli et al. D7/533
- D457,389 S * 5/2002 Snell D7/396.6
- D462,578 S * 9/2002 Janky D7/533
- D467,124 S * 12/2002 Janky D7/533
- D472,425 S * 4/2003 Hurlbut et al. D7/510
- D479,671 S * 9/2003 Gluck D7/533
- D480,919 S * 10/2003 Bin D7/533

- D483,226 S * 12/2003 Belton et al. D7/533
- D483,615 S * 12/2003 Norris et al. D7/533
- D486,697 S 2/2004 Copeland D7/536

* cited by examiner

Primary Examiner—M. N. Pandozzi

(74) *Attorney, Agent, or Firm*—Jones Day

(57) **CLAIM**

The ornamental design for a travel mug, as shown and described.

DESCRIPTION

FIG. 1 is a perspective view of a travel mug according to the present invention;
 FIG. 2 is a left side view thereof;
 FIG. 3 is a right side view thereof;
 FIG. 4 is a top view thereof;
 FIG. 5 is a bottom view thereof;
 FIG. 6 is a rear view thereof;
 FIG. 7 is a front view thereof;
 FIG. 8 is a perspective view of an alternate embodiment of the present invention;
 FIG. 9 is a left side view thereof;
 FIG. 10 is a right side view thereof;
 FIG. 11 is a top view thereof;
 FIG. 12 is a bottom view thereof;
 FIG. 13 is a rear view thereof; and,
 FIG. 14 is a front view thereof.

1 Claim, 12 Drawing Sheets






FIG. 1




FIG. 2



FIG. 3




FIG. 4




FIG. 5



FIG. 6



FIG. 7



FIG. 8



FIG. 9



FIG. 10




FIG. 11




FIG. 12




FIG. 13




FIG. 14