



US00D512267S

(12) **United States Design Patent** (10) **Patent No.:** **US D512,267 S**  
**Szekely** (45) **Date of Patent:** **\*\* Dec. 6, 2005**

(54) **HANDLE FOR FLATWARE**

(75) Inventor: **Martin Szekely**, Paris (FR)

(73) Assignee: **Orfeverrie Christoffle**, Paris (FR)

(\*\*) Term: **14 Years**

(21) Appl. No.: **29/201,552**

(22) Filed: **Mar. 16, 2004**

(51) **LOC (8) Cl.** ..... **07-03**

(52) **U.S. Cl.** ..... **D7/401.2; D7/642**

(58) **Field of Search** ..... **D7/642-664, 688, D7/401.2; 30/137, 147-150, 324-329, 340, 342, 343, 345; 206/541; 428/134; D8/98, 107; D22/117, 118; 16/110.1, 407, 430, DIG. 19**

(56) **References Cited**

**U.S. PATENT DOCUMENTS**

70,352 A *	10/1867	Nichols	30/340
78,834 A *	6/1868	Sanderson	30/343
89,059 A *	4/1869	Mason et al.	30/343
93,560 A *	8/1869	Sanderson	30/340
174,241 A *	2/1876	Higgins	30/149
880,166 A *	2/1908	Ruggles	30/148
921,547 A *	5/1909	Kruger	30/342
1,501,049 A *	7/1924	Harper	30/345
D96,355 S *	7/1935	Tecca	D7/653
2,707,325 A *	5/1955	Cripps	30/322
6,119,351 A *	9/2000	Vanderputt	30/322
D455,936 S *	4/2002	Welch	D7/645

**FOREIGN PATENT DOCUMENTS**

GB 2075458 \* 6/1998

\* cited by examiner

*Primary Examiner*—Caron D. Veynar

(74) *Attorney, Agent, or Firm*—Abelman, Frayne & Schwab

(57) **CLAIM**

The ornamental design for a handle for flatware, as shown and described.

**DESCRIPTION**

FIG. 1 is a right side elevational view of my design for a handle for flatware shown on a knife, the left side elevational view being a mirror image thereof;

FIG. 2 is a front view thereof, the rear view being a mirror image thereof;

FIG. 3 is a bottom plan view thereof;

FIG. 4 is a cross-sectional view taken along lines 4—4 of FIG. 1;

FIG. 5 is a front elevation view of my new design for a handle for flatware shown on a fork, the rear elevation view being a mirror image thereof;

FIG. 6 is a left side elevational view thereof, the right side elevational view being a mirror image thereof;

FIG. 7 is a bottom plan view thereof;

FIG. 8 is a cross-sectional view taken along lines 8—8 of FIG. 5;

FIG. 9 is a front elevation view of my new design for a handle for flatware shown on a spoon, the rear elevation view being a mirror image thereof;

FIG. 10 is a left side elevational view thereof, the right side elevational view being a mirror image thereof;

FIG. 11 is a bottom plan view thereof; and,

FIG. 12 is a cross-sectional view taken along lines 12—12 of FIG. 9.

**1 Claim, 3 Drawing Sheets**

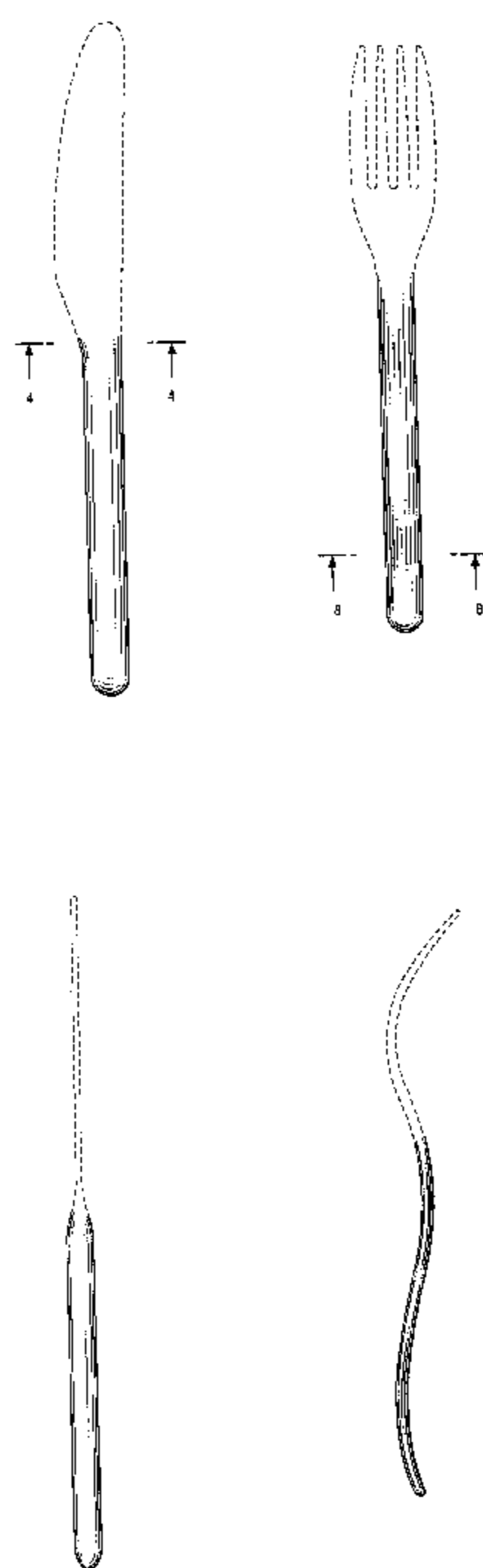


FIG. 1

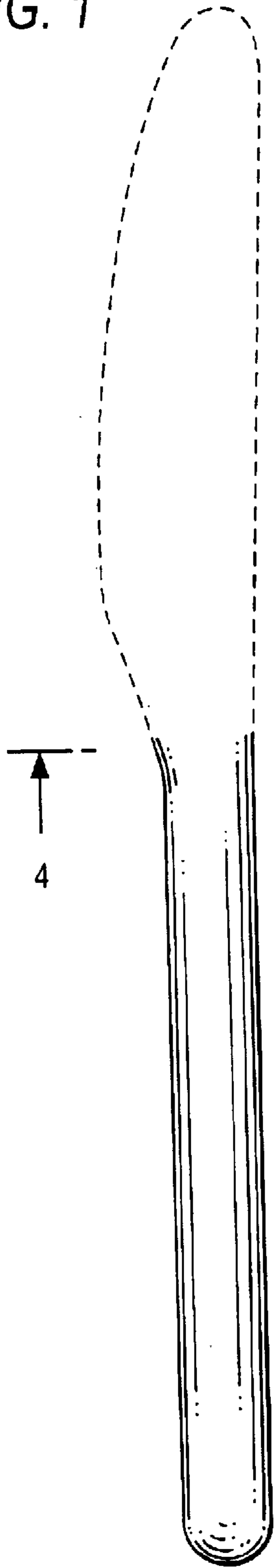


FIG. 2

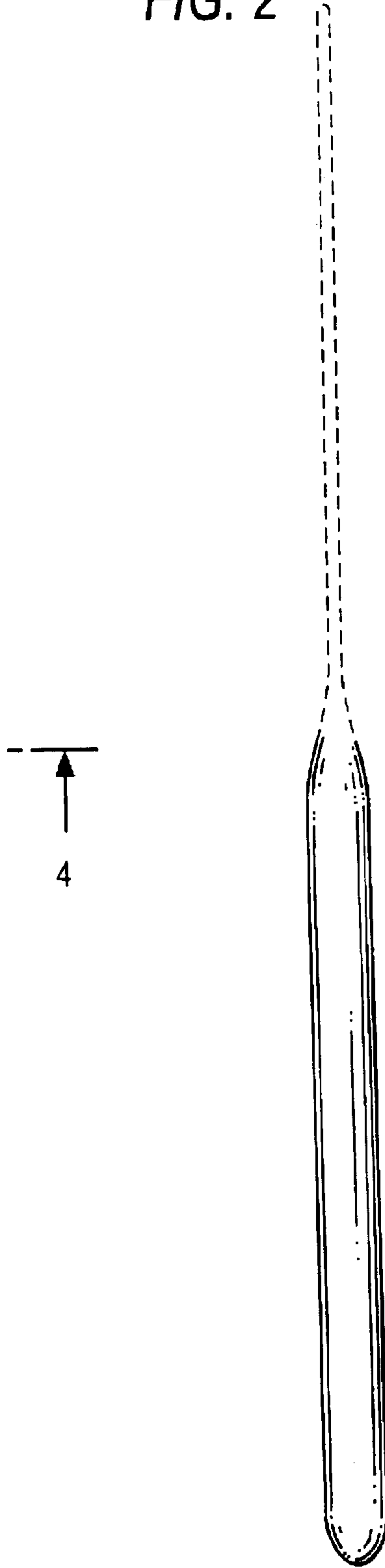
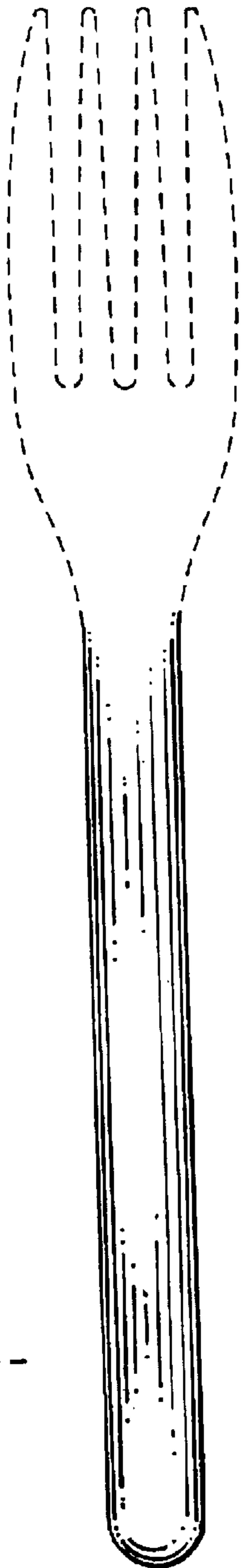


FIG. 3



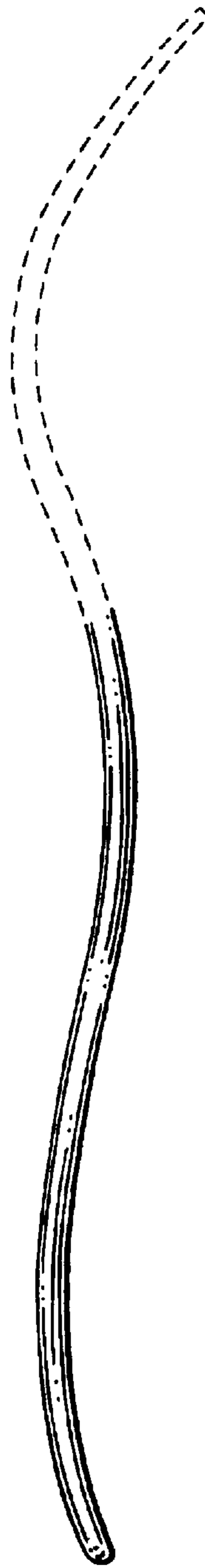
FIG. 4

FIG. 5



8

FIG. 6



8



FIG. 7



FIG. 8

FIG. 9

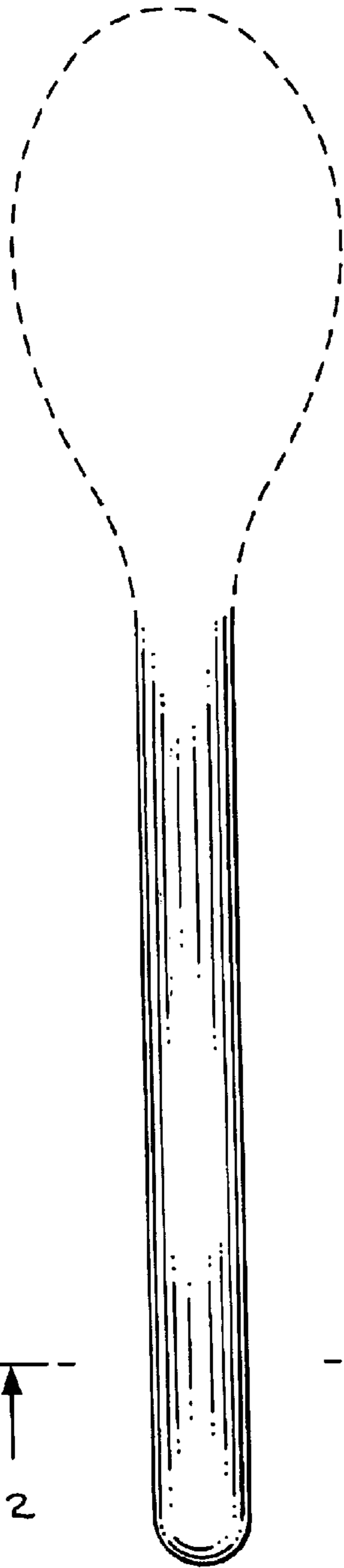


FIG. 10

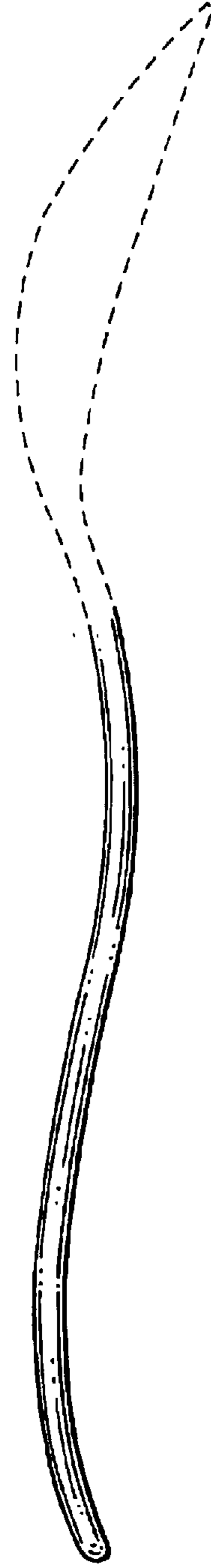


FIG. 11



FIG. 12

UNITED STATES PATENT AND TRADEMARK OFFICE  
**CERTIFICATE OF CORRECTION**

PATENT NO. : Des. 512,267 S  
DATED : December 6, 2005  
INVENTOR(S) : Martin Szekely

Page 1 of 1

It is certified that error appears in the above-identified patent and that said Letters Patent is hereby corrected as shown below:

Title page.

Insert Item -- [30] **Foreign Application Priority Data**

Sep. 17, 2003 (FR).....03 4479 --.

Signed and Sealed this

Twenty-third Day of May, 2006

A handwritten signature in black ink on a light gray dotted background. The signature reads "Jon W. Dudas" in a cursive style.

JON W. DUDAS

*Director of the United States Patent and Trademark Office*