



US00D512258S

(12) **United States Design Patent** (10) **Patent No.:** **US D512,258 S**
Colonello (45) **Date of Patent:** **** Dec. 6, 2005**

- (54) **SEAT CUSHION**
- (75) Inventor: **Dennis J. Colonello**, Granada Hills, CA (US)
- (73) Assignee: **Sylmark Holdings Limited** (IE)
- (**) Term: **14 Years**
- (21) Appl. No.: **29/225,037**
- (22) Filed: **Mar. 10, 2005**

- 5,613,256 A 3/1997 Hanson
D399,674 S 10/1998 Loud
D399,695 S 10/1998 Loud
5,839,140 A 11/1998 Wilkerson
D404,602 S 1/1999 Loud
5,868,463 A 2/1999 MacKenzie et al.
6,074,006 A 6/2000 Mlosic et al.
6,079,782 A 6/2000 Berg et al.
6,082,743 A 7/2000 Black
6,223,368 B1 5/2001 Anslin
6,415,467 B1 7/2002 Bretvin
6,425,153 B1 7/2002 Reswick
6,457,773 B1 10/2002 Gates
6,502,263 B1 1/2003 Rowley et al.
6,523,202 B2 2/2003 Loomos
6,592,184 B1 7/2003 Segal et al.
6,595,586 B2 7/2003 Brigtbill et al.
6,598,250 B1 7/2003 Pekar
6,598,251 B2 7/2003 Habboub et al.
6,643,874 B1 11/2003 Geglein
6,668,405 B1 12/2003 Kohlman
6,687,933 B2 2/2004 Habboub et al.
6,715,171 B2 4/2004 Grabe
6,782,573 B2 8/2004 Odderson

Related U.S. Application Data

- (62) Division of application No. 29/213,483, filed on Sep. 16, 2004.
- (51) **LOC (8) Cl.** **06-09**
- (52) **U.S. Cl.** **D6/601; D6/604**
- (58) **Field of Search** D6/601, 604, 595, D6/596, 605, 611, 582; 5/653, 654, 657, 655.3, 655.5, 655.9, 907, 656, 417-420, 632-645, 648, 710, 722; 297/284.6, 452.41, 452.26, 452.21, 452.48, DIG. 1, DIG. 3, 219.1

Primary Examiner—Lucy Lieberman
(74) *Attorney, Agent, or Firm*—Kathy Mojibi Kavcioglu

(56) **References Cited**

U.S. PATENT DOCUMENTS

- RE17,057 E 7/1928 Voit
3,112,956 A 12/1963 Schick
4,115,885 A 9/1978 Davis
4,275,869 A 6/1981 Clements
4,592,589 A 6/1986 Hellwig
4,726,624 A 2/1988 Jay
4,914,766 A 4/1990 Moore
4,965,899 A 10/1990 Sekido et al.
D316,001 S 4/1991 Guard
5,297,848 A 3/1994 Grinnell
5,433,505 A 7/1995 Coyne et al.
5,505,518 A 4/1996 Pike
5,506,012 A 4/1996 Wright et al.
5,548,948 A 8/1996 Smith et al.

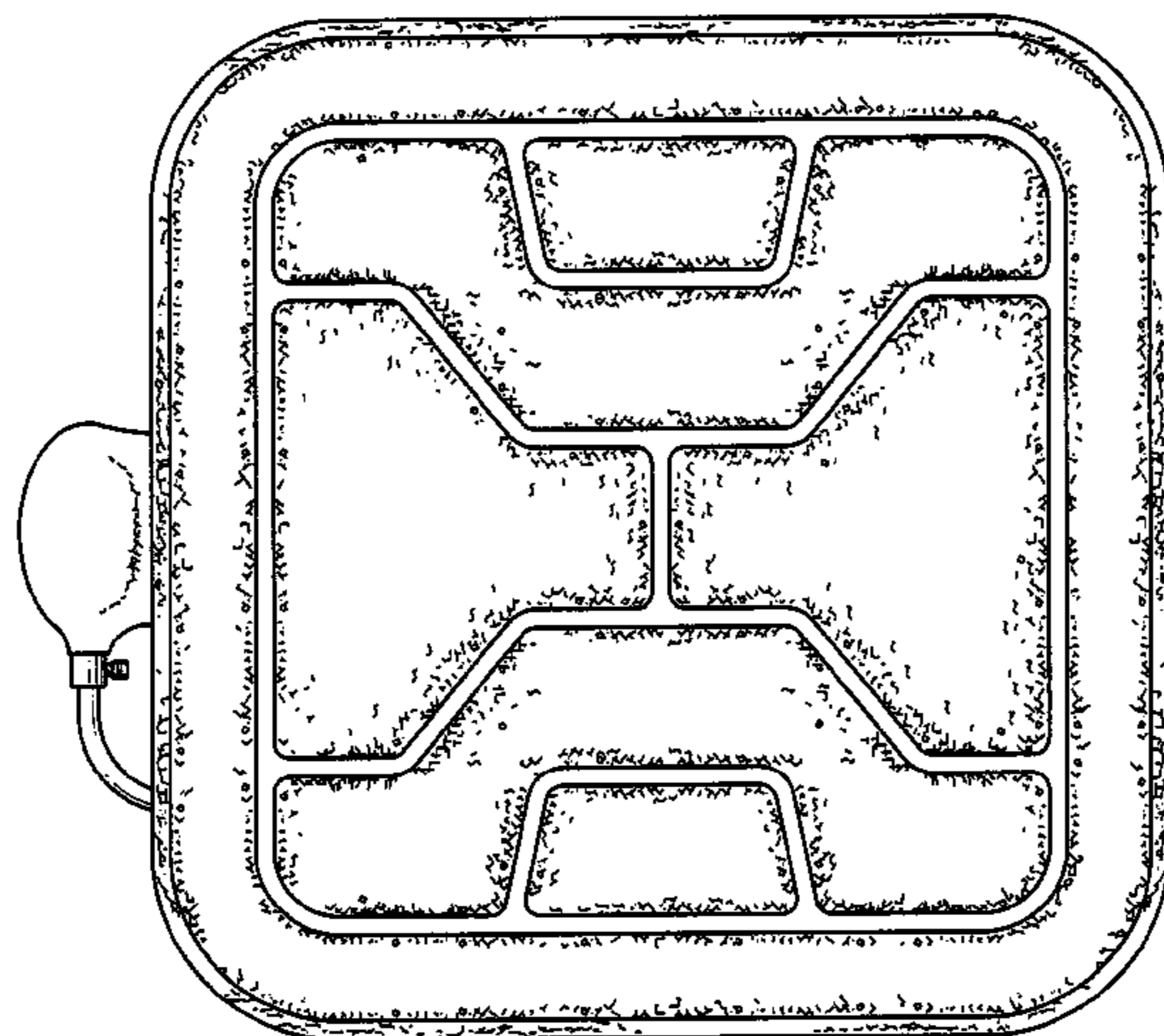
(57) **CLAIM**

The ornamental design for a seat cushion, as shown and described.

DESCRIPTION

FIG. 1 is a top plan view of a seat cushion showing my new design;
FIG. 2 is a bottom plan view thereof;
FIG. 3 is a rear elevational view thereof;
FIG. 4 is a front elevational view thereof;
FIG. 5 is a left side elevational view thereof; and,
FIG. 6 is a right side elevational view thereof.
The broken lines in the figures are for illustrative purposes only and form no part of the claimed design.

1 Claim, 3 Drawing Sheets



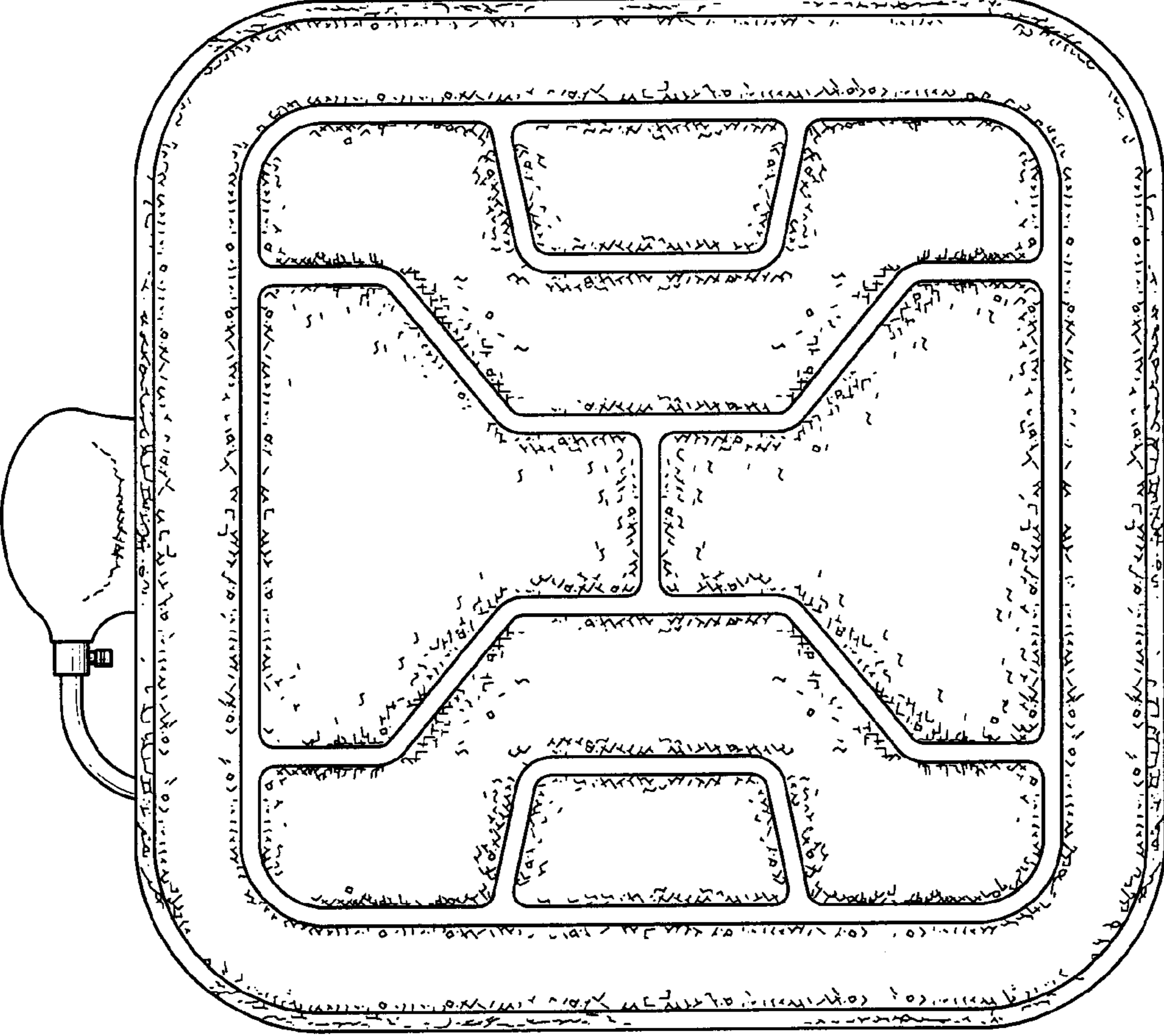


FIG. 1

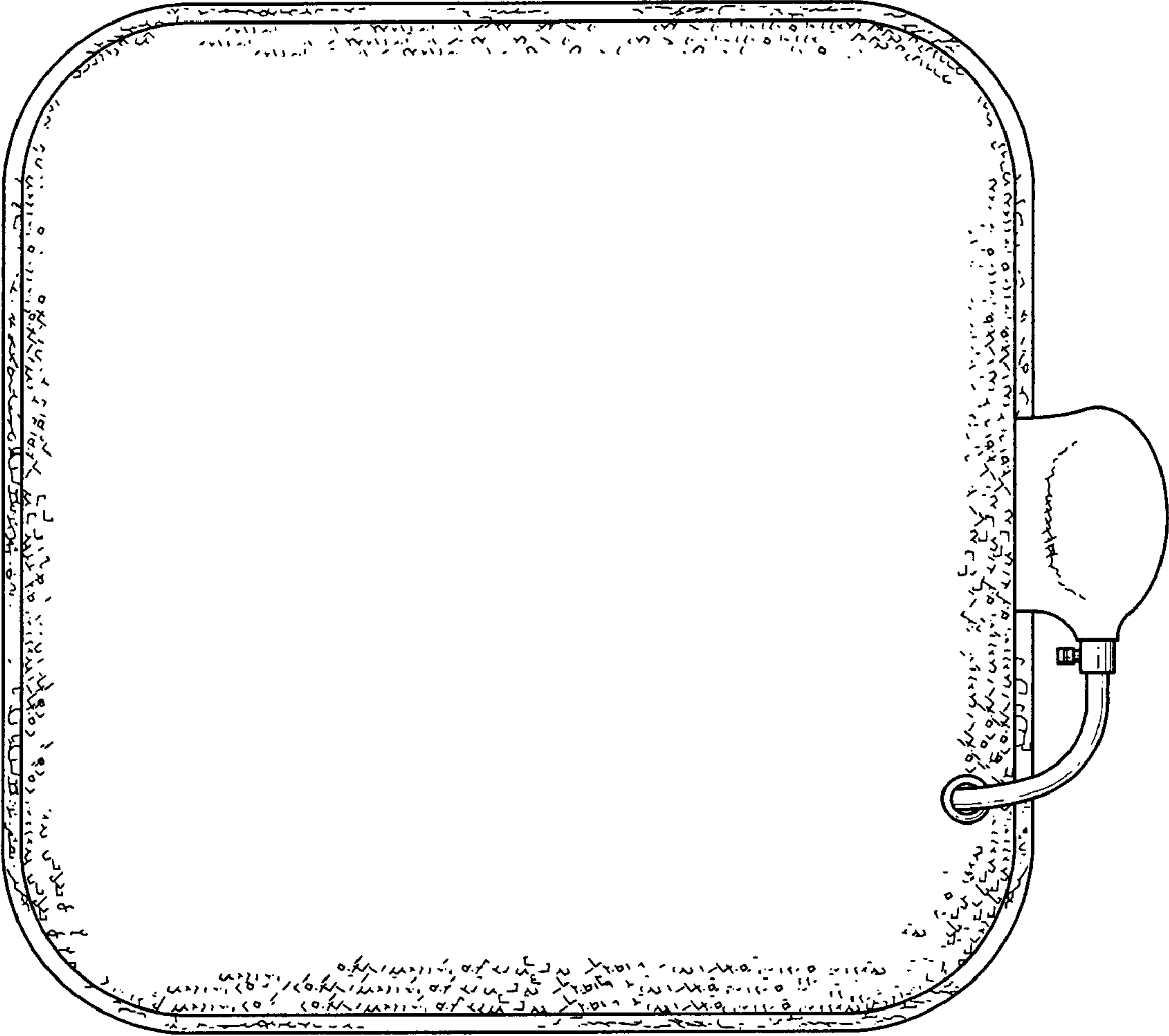


FIG. 2




FIG. 3




FIG. 4




FIG. 5




FIG. 6