



US00D512247S

(12) **United States Design Patent**
Prillaman et al.

(10) **Patent No.:** **US D512,247 S**
(45) **Date of Patent:** **** Dec. 6, 2005**

(54) **CHEST**

(75) Inventors: **Glenn Prillaman**, Greensboro, NC
(US); **Rick Shroeder**, Jamestown, NC
(US); **Mike Warren**, Grand Rapids, MI
(US)

(73) Assignee: **Stanley Furniture Company**,
Stanleytown, VA (US)

(**) Term: **14 Years**

(21) Appl. No.: **29/213,064**

(22) Filed: **Sep. 13, 2004**

(51) **LOC (8) Cl.** **06-04**

(52) **U.S. Cl.** **D6/446**

(58) **Field of Search** D6/432, 436-441,
D6/445-448, 470-472; 312/114, 204, 224

(56) **References Cited**

U.S. PATENT DOCUMENTS

D374,572 S	*	10/1996	Paus	D6/445
D374,784 S	*	10/1996	Brunner et al.	D6/445
D440,789 S	*	4/2001	Tabbia	D6/446
D449,465 S	*	10/2001	Tabbia	D6/446
D466,332 S	*	12/2002	Risdon	D6/434
D480,897 S	*	10/2003	Wanek et al.	D6/446

OTHER PUBLICATIONS

Furniture Today, Sumter Cabinet Company, dresser, p. 152,
Apr. 15, 2002.*

American of Martinsville, Restorations Dresser, p. 10, May
1983.*

* cited by examiner

Primary Examiner—Cathron C. Brooks

(74) *Attorney, Agent, or Firm*—McGuireWoods LLP

(57) **CLAIM**

The ornamental design for a chest, as shown and described.

DESCRIPTION

FIG. 1 is a top, left, front perspective view of a chest
showing our new, original and ornamental design.

FIG. 2 is a front view of the chest shown in FIG. 1.

FIG. 3 is a right side view of the chest shown in FIG. 1.


FIG. 4 is a left side view of the chest shown in FIG. 1.

FIG. 5 is a top view of the chest shown in FIG. 1; and,

FIG. 6 is a front view of an additional embodiment of the
chest shown in FIG. 1, with the drawer pull hardware shown
in broken lines.

The broken lines shown in FIG. 6 form no part of the
claimed design.

1 Claim, 3 Drawing Sheets



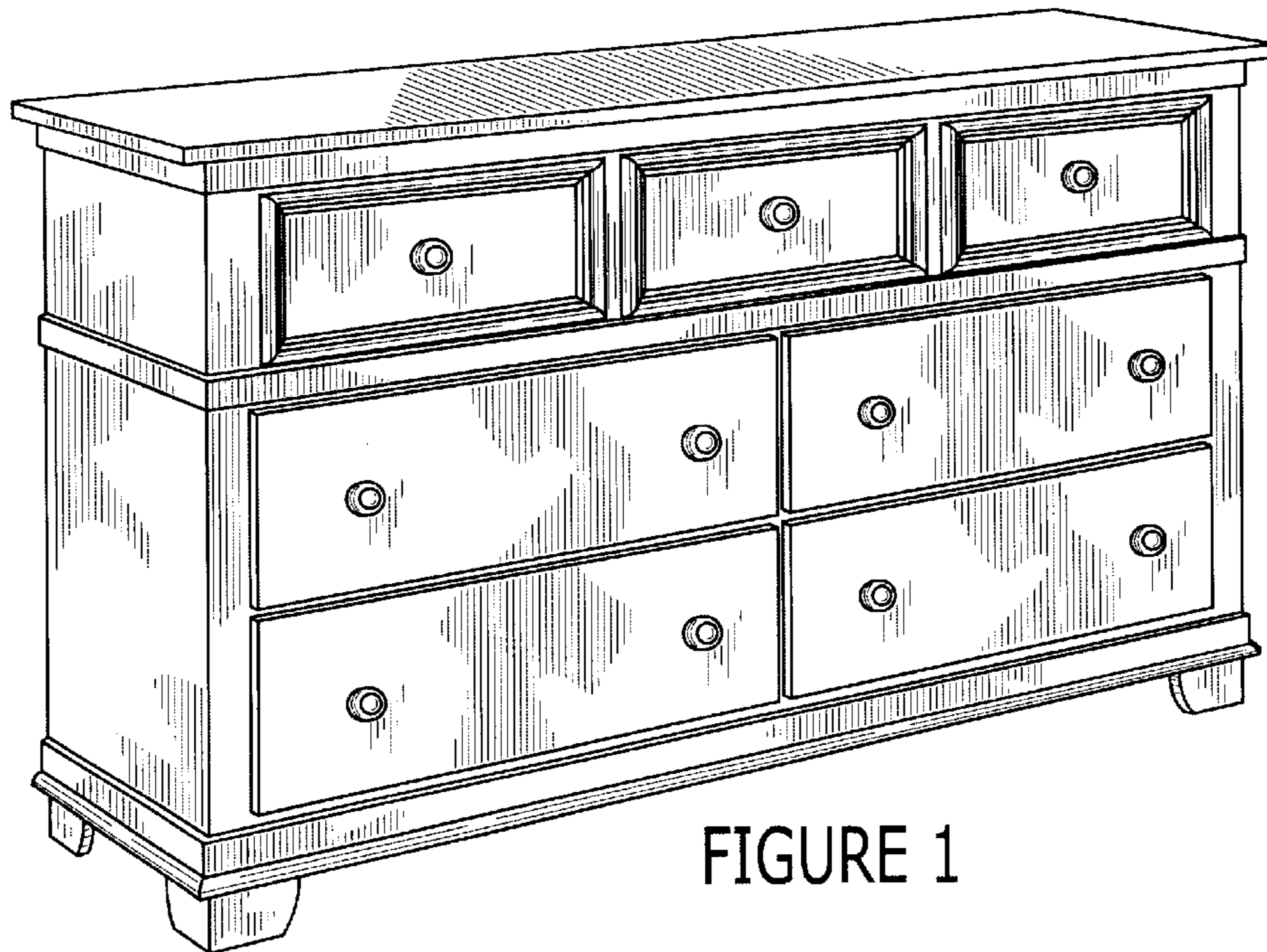


FIGURE 1

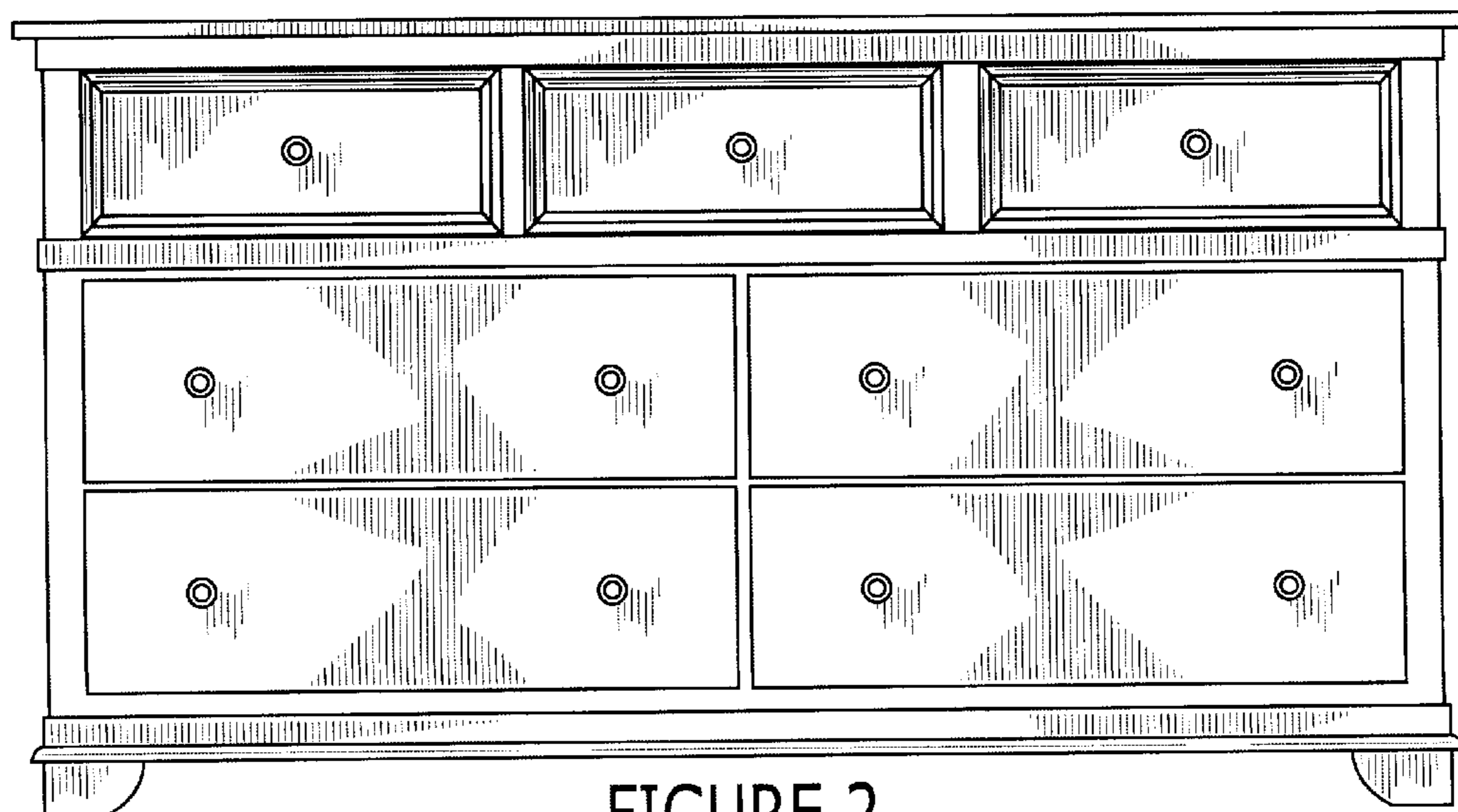


FIGURE 2

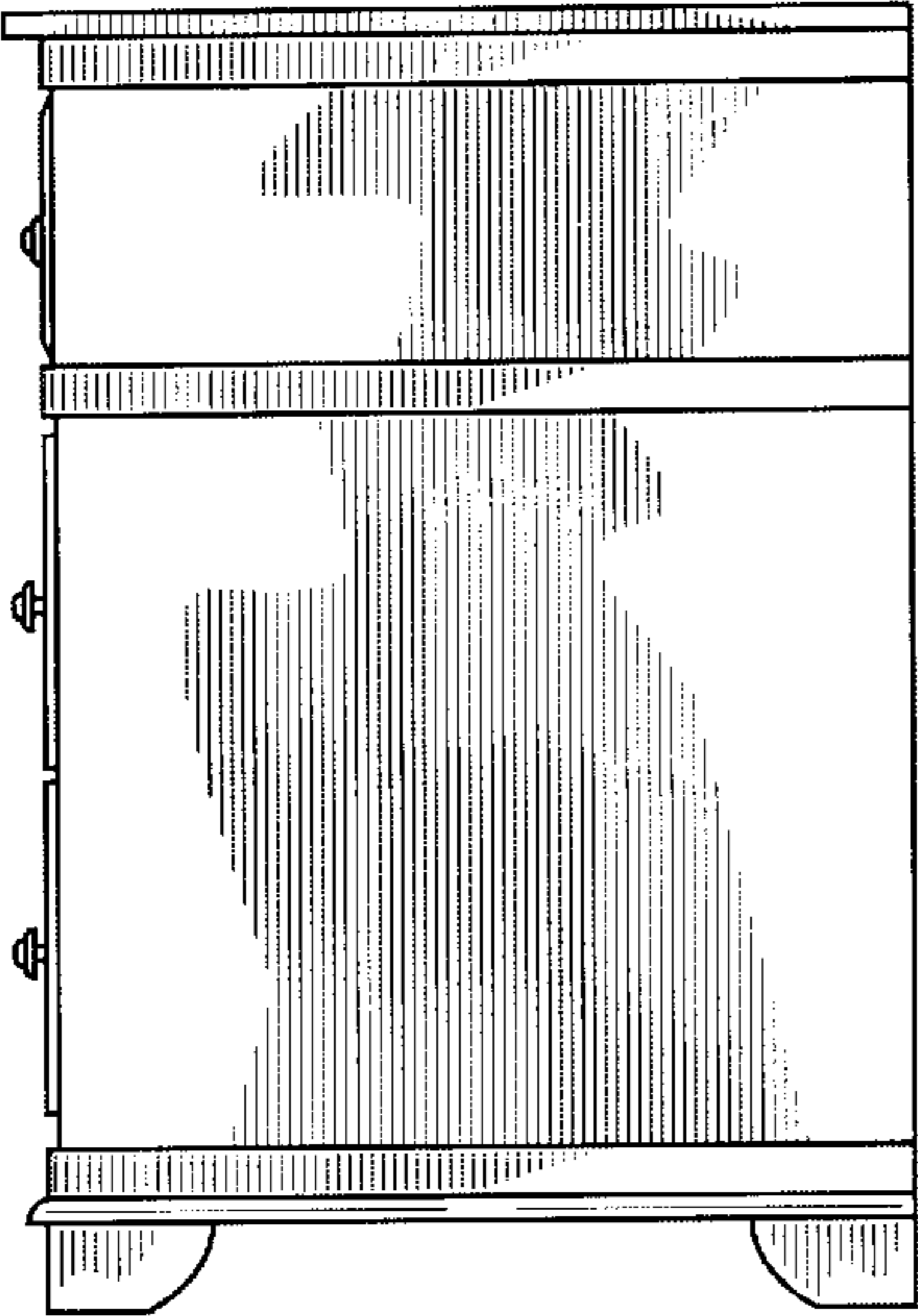


FIGURE 3

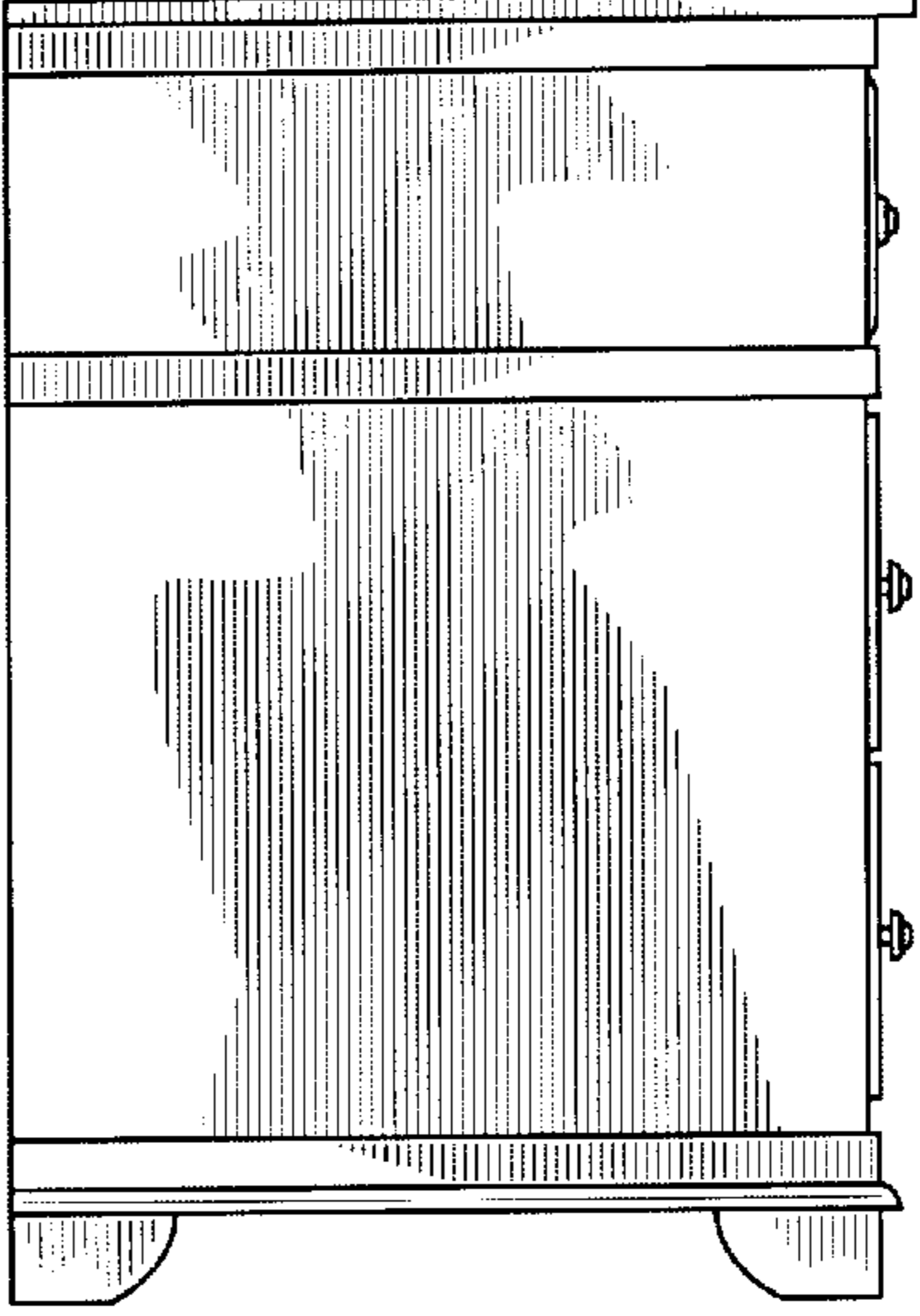


FIGURE 4




FIGURE 5

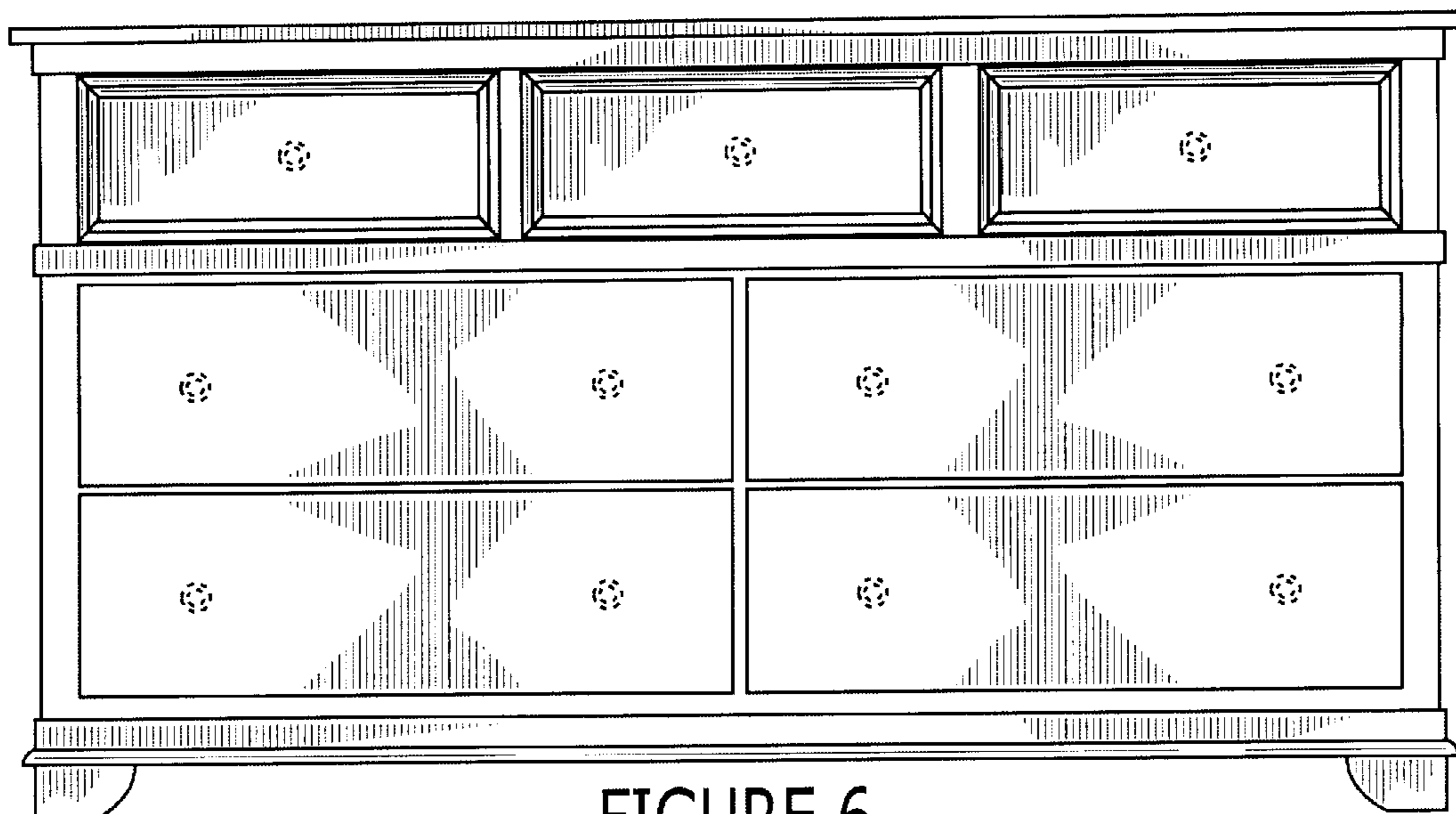


FIGURE 6