



US00D512212S

(12) **United States Design Patent**
Hatfield

(10) **Patent No.: US D512,212 S**

(45) **Date of Patent: ** Dec. 6, 2005**

(54) **PORTION OF A SHOE UPPER**

D499,244 S * 12/2004 Dombrow D2/972
D500,200 S * 12/2004 Cooper D2/972

(75) Inventor: **Tinker Hatfield**, Portland, OR (US)

OTHER PUBLICATIONS

(73) Assignee: **Nike, Inc.**, Beaverton, OR (US)

Nike Footwear Catalog Spring 1986, Published Jun. 1985, p. 26.

(**) Term: **14 Years**

Nike Footwear Catalog Spring 1990, Published Jun. 1989, p. 14.

(21) Appl. No.: **29/214,909**

Nike Footwear Catalog Holiday 1993, Published Mar. 1993, p. 16.

(22) Filed: **Oct. 13, 2004**

Nike Footwear Catalog Late Spring 1996, Published Aug. 1995, p. 20.

(51) **LOC (8) Cl. 02-99**

(52) **U.S. Cl. D2/972**

(58) **Field of Search** D2/902, 907-911,
D2/943, 944, 969, 972-974; 36/45, 50.1,
77 M, 77 R, 83, 88, 113, 114, 126-131

Nike Footwear Catalog Late Spring 1997, Published Sep. 1996, p. 69.

Nike Footwear Catalog Late Spring 1997, Published Sep. 1996, p. 72.

Nike Footwear Catalog Late Spring 2001, Published Sep. 2000, p. M85.

(56) **References Cited**

* cited by examiner

U.S. PATENT DOCUMENTS

Primary Examiner—Dominic Simone

(74) *Attorney, Agent, or Firm*—Banner & Witcoff, Ltd.

D69,575 S	*	3/1926	Emerson	D2/911
D175,203 S		7/1955	Wall		
D242,089 S	*	11/1976	Raufast	D2/911
4,366,634 A		1/1983	Giese et al.		
D269,137 S	*	5/1983	Balbinot	D2/911
D274,290 S		6/1984	Migdow		
D274,672 S		7/1984	Garrett		
D280,777 S		10/1985	Gamm		
D280,862 S		10/1985	Gamm		
4,547,982 A		10/1985	Gamm		
D281,734 S		12/1985	Gamm		
D284,039 S		6/1986	Yoshitake		
D319,339 S	*	8/1991	Stringham	D2/902
5,181,873 A		1/1993	Tolbert		
D337,422 S		7/1993	Leake		
D341,927 S		12/1993	Worthington		
D360,747 S	*	8/1995	Autier	D2/911
D362,110 S		9/1995	Preskar		
D367,952 S		3/1996	Shea		
D369,017 S	*	4/1996	Watts	D2/911
D385,102 S		10/1997	Avar		
D492,097 S		6/2004	Magro		
D492,098 S	*	6/2004	Magro	D2/907
D493,027 S		7/2004	Heil		
D495,862 S	*	9/2004	Riosa	D2/969

(57) **CLAIM**

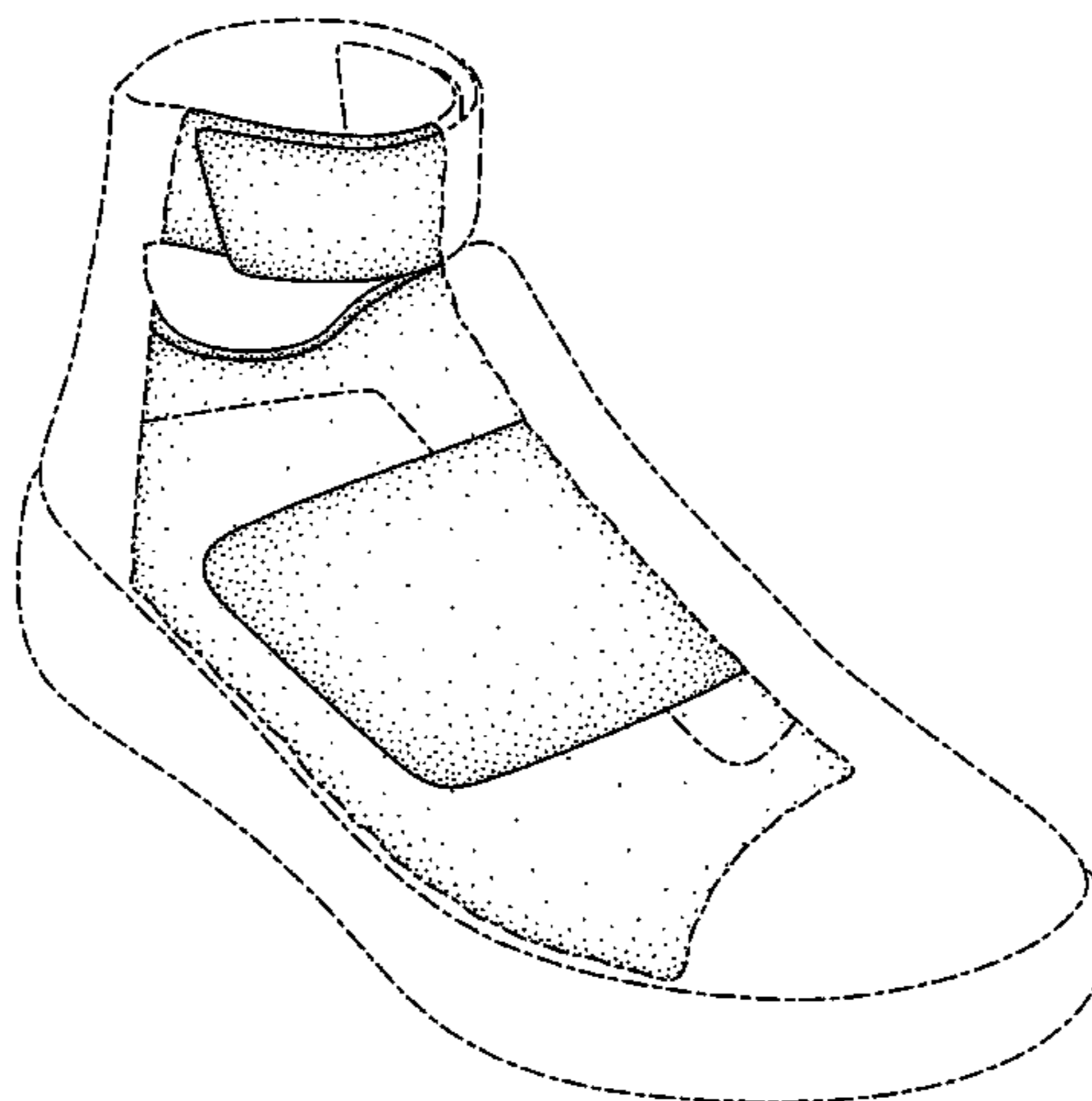
The ornamental design for a portion of a shoe upper, as shown and described.

DESCRIPTION

FIG. 1 is a front perspective view of a portion of a shoe upper showing my new design; FIG. 2 is a rear perspective view thereof; FIG. 3 is a side view thereof; FIG. 4 is a top view thereof; and, FIG. 5 is a front view thereof.

The uneven broken line in the Figures bounding the shaded region represents an unclaimed boundary of the design. The uneven broken line showing of the remainder of the shoe is for illustrative purposes only and forms no part of the claimed design.

1 Claim, 5 Drawing Sheets



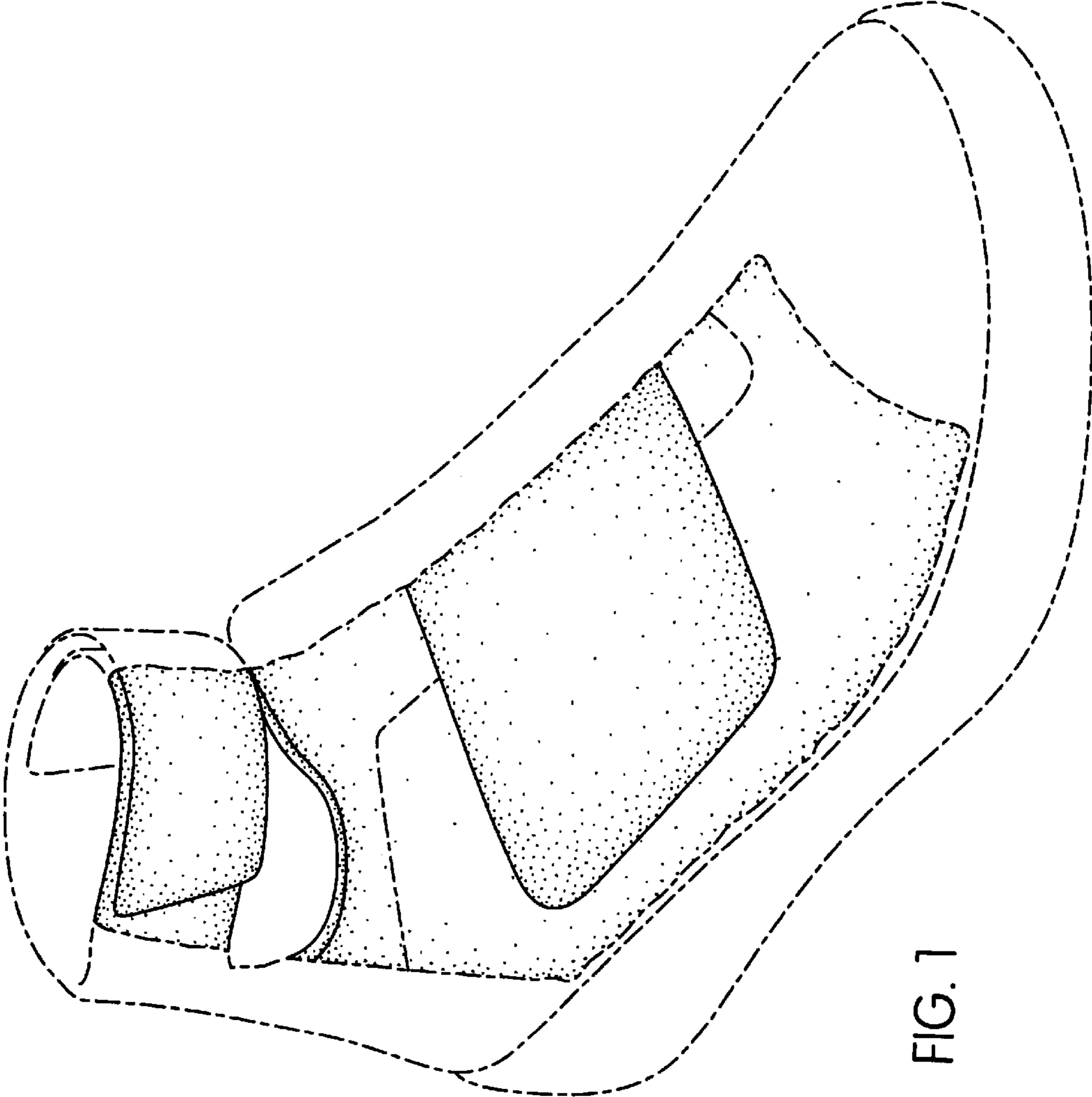


FIG. 1

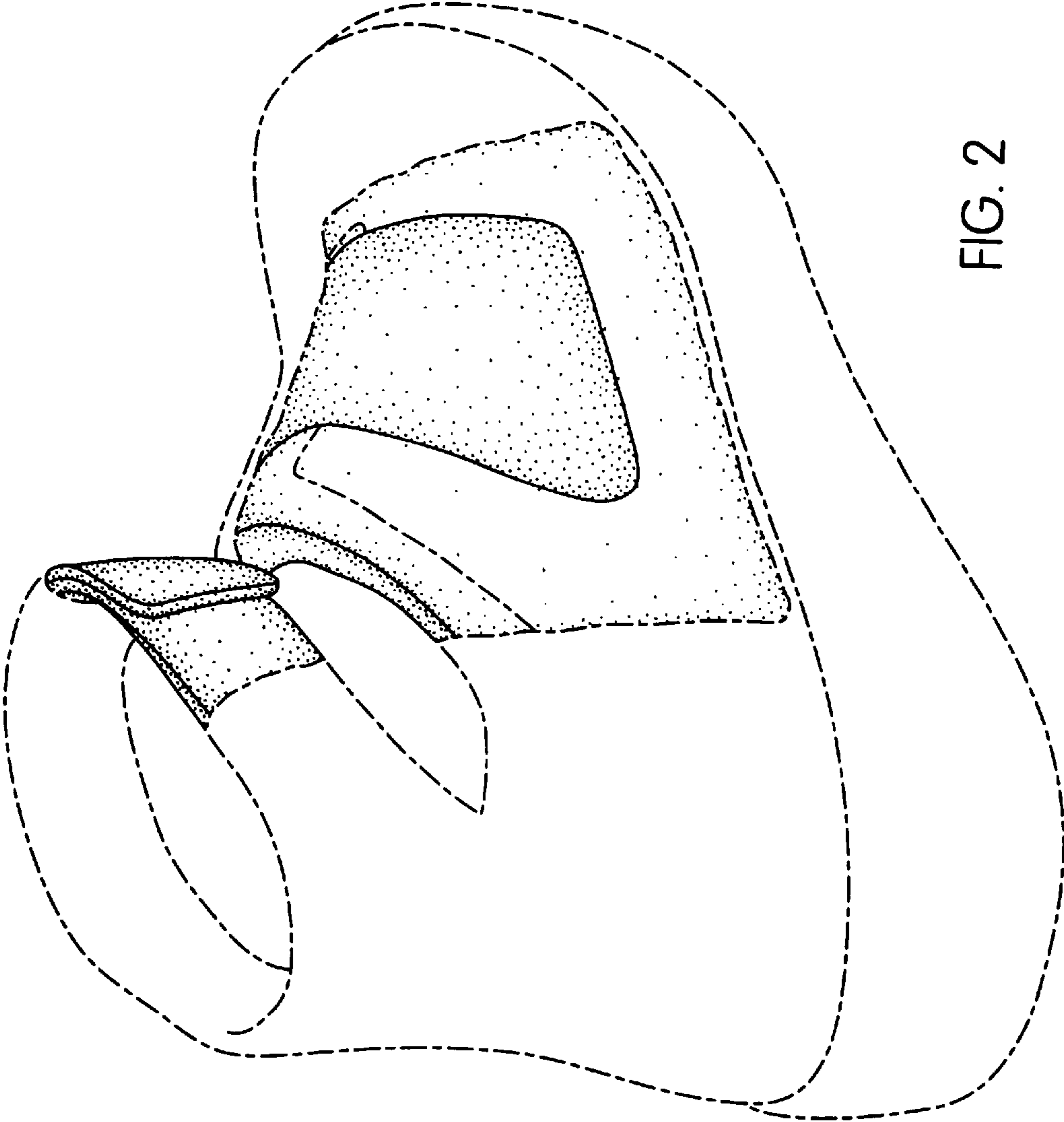


FIG. 2

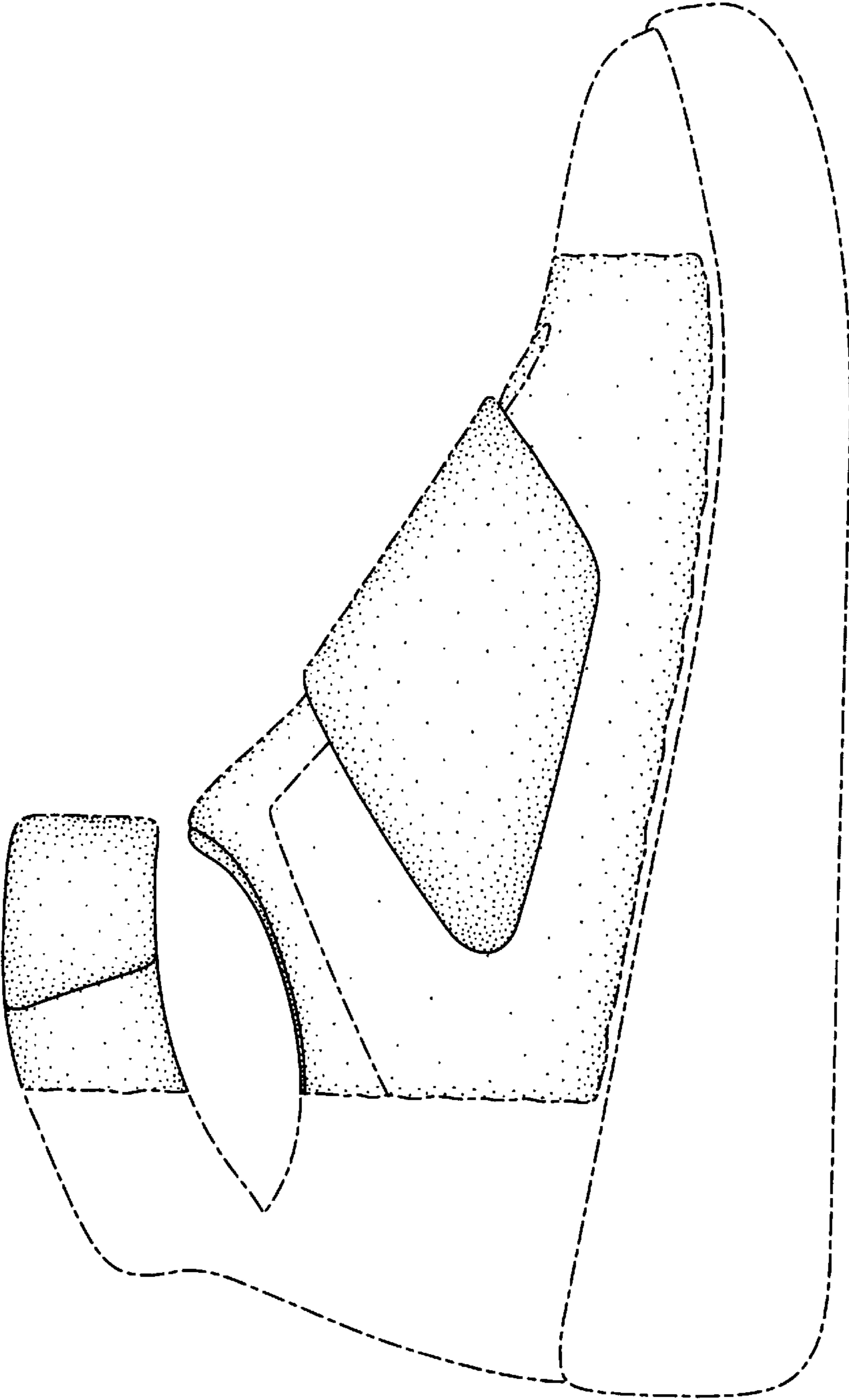


FIG. 3

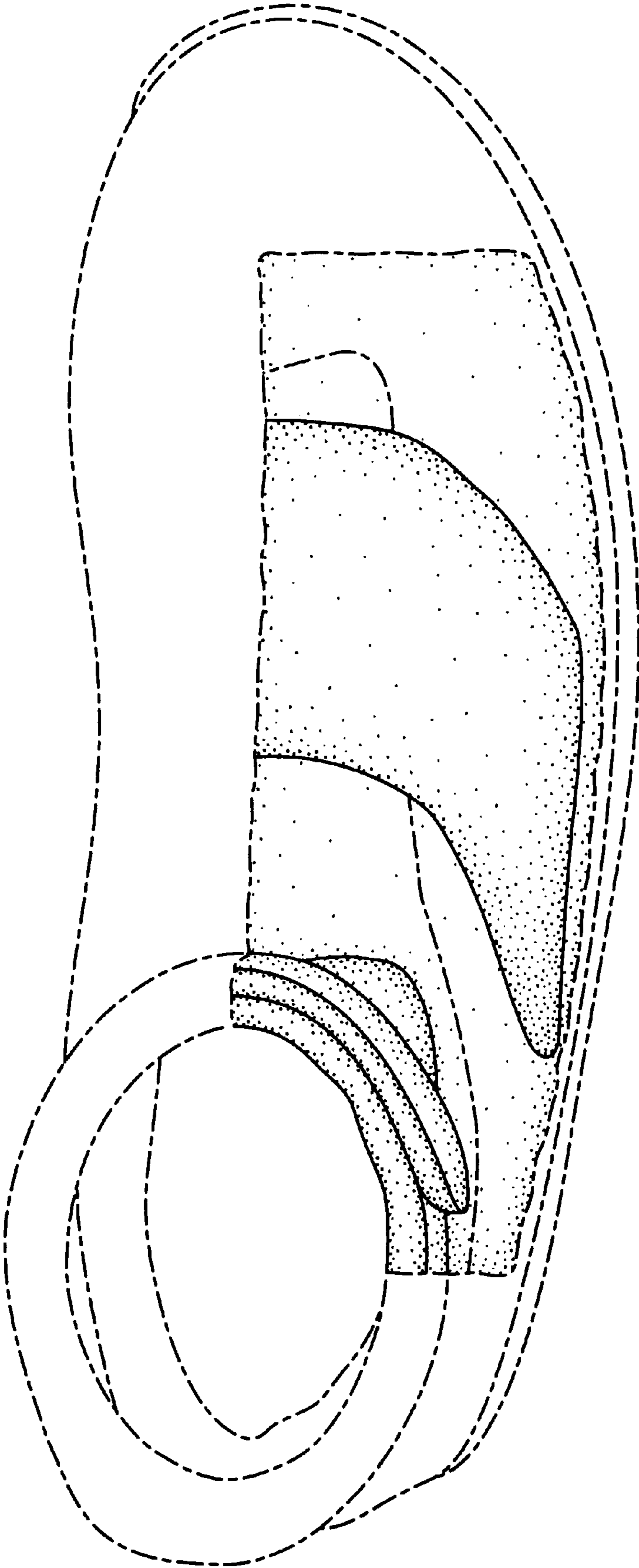


FIG. 4

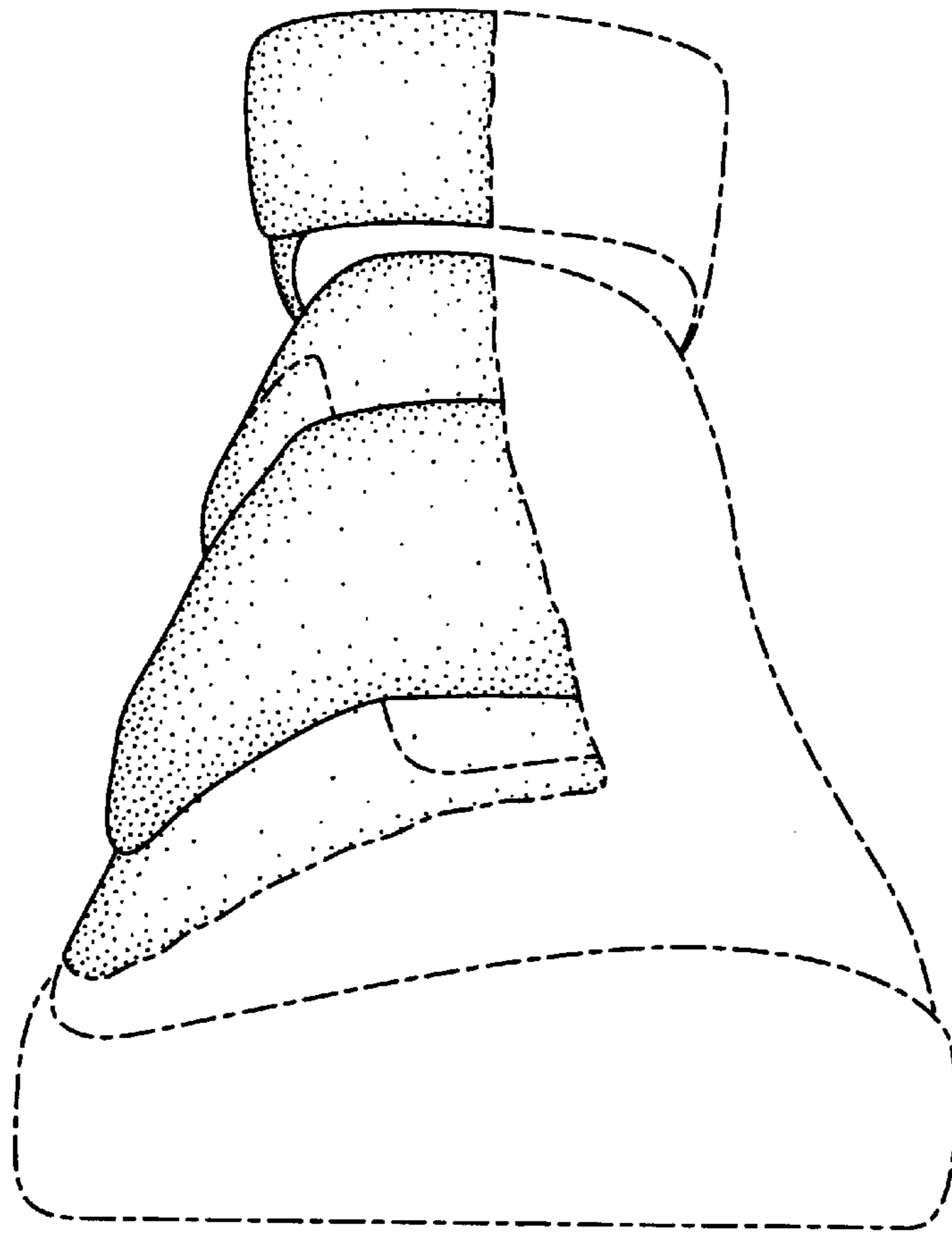


FIG. 5