



US00D512211S

(12) **United States Design Patent**
Wozniak

(10) **Patent No.:** **US D512,211 S**
(45) **Date of Patent:** **** Dec. 6, 2005**

- (54) **PORTION OF A SHOE UPPER**
- (75) **Inventor:** **Leonard Wozniak**, Tigard, OR (US)
- (73) **Assignee:** **Nike, Inc.**, Beaverton, OR (US)
- (**) **Term:** **14 Years**
- (21) **Appl. No.:** **29/214,776**
- (22) **Filed:** **Oct. 12, 2004**
- (51) **LOC (8) Cl.** **02-99**
- (52) **U.S. Cl.** **D2/972**
- (58) **Field of Search** D2/902, 907, 908,
D2/943, 944, 969, 972-974; 36/45, 50.1-54,
77 M, 77 R, 83, 88, 113, 114, 126-131

D492,097 S 6/2004 Magro
D495,867 S 9/2004 Avar
D500,407 S * 1/2005 Smith D2/972

OTHER PUBLICATIONS

Nike Footwear Catalog 1985, p. 19, published Dec. 1984.
Nike Footwear Catalog, Fall 1987, p. 4, published Jan. 1987.
Nike Footwear Catalog, Fall 1988, pp. 6, 8 and 66, published Dec. 1987.
Nike Footwear Catalog, Fall 1990, p. 62, published Dec. 1989.

* cited by examiner

Primary Examiner—Dominic Simone
(74) *Attorney, Agent, or Firm*—Banner & Witcoff, Ltd.

(56) **References Cited**
U.S. PATENT DOCUMENTS

- D242,583 S 12/1976 Knight
- D291,501 S 8/1987 Tong
- D300,981 S 5/1989 Gerber et al.
- D315,055 S 3/1991 Rogers et al.
- D342,149 S 12/1993 Berger et al.
- D347,317 S 5/1994 Avar
- D413,717 S * 9/1999 Smith, III D2/972
- D413,719 S * 9/1999 Fogg D2/972
- D419,758 S * 2/2000 Hudson D2/972
- D422,400 S 4/2000 Brady et al.
- D422,403 S 4/2000 Heaslet
- D441,940 S 5/2001 Garcia
- D465,907 S 11/2002 Matis
- D467,719 S 12/2002 Blakeslee
- D475,519 S 6/2003 Morris
- D482,515 S 11/2003 St-Louis

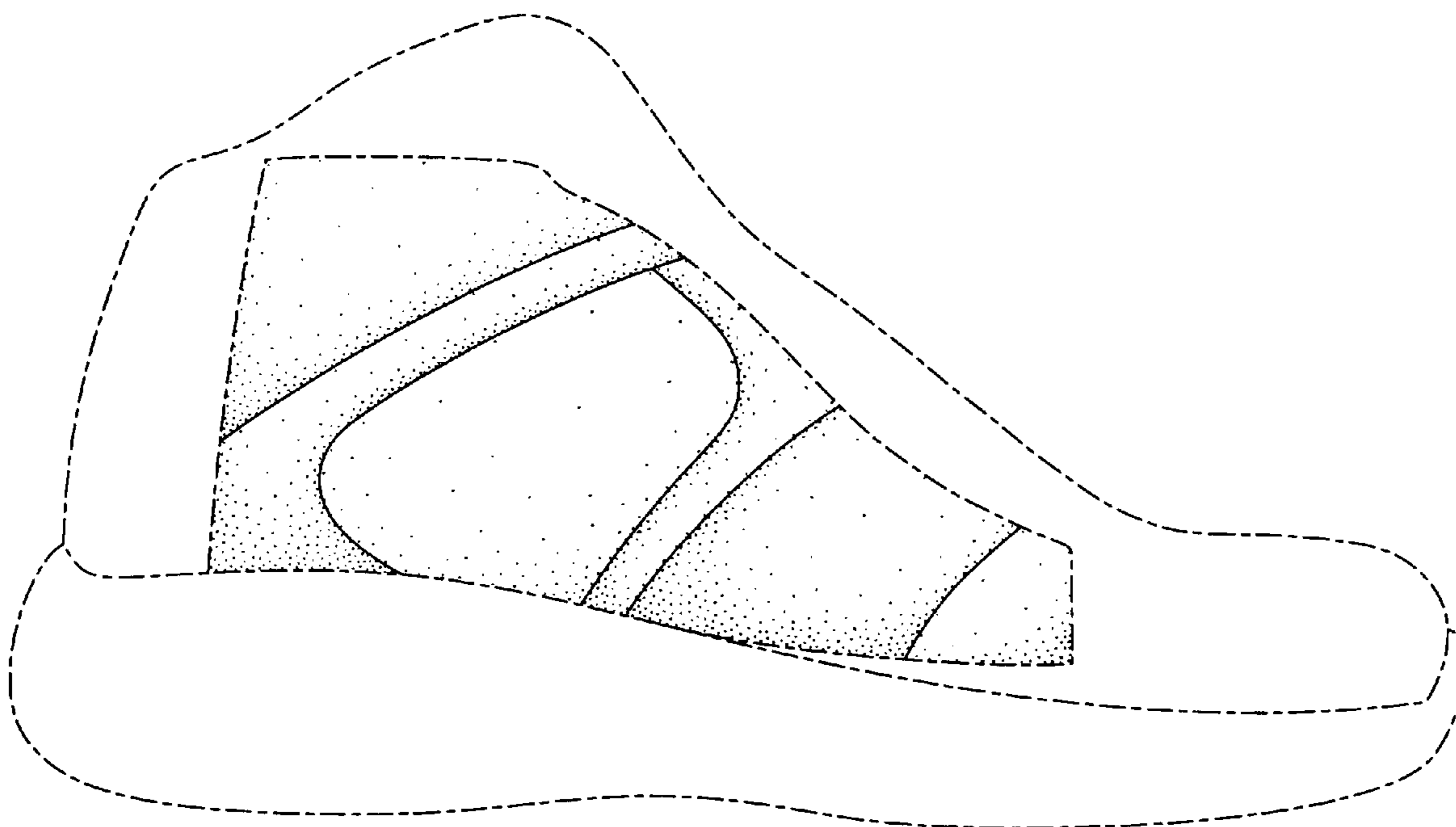
(57) **CLAIM**

The ornamental design for a portion of a shoe upper, as shown and described.

DESCRIPTION

FIG. 1 is a front perspective view of a portion of a shoe upper showing my new design;
FIG. 2 is a rear perspective view thereof;
FIG. 3 is a side elevational view thereof; and,
FIG. 4 is a top plan view thereof.
The uneven broken line immediately adjacent to the shaded area represents an unclaimed boundary of the design. The uneven broken line showing of the remainder of the shoe is for illustrative purposes only and forms no part of the claimed design.

1 Claim, 4 Drawing Sheets



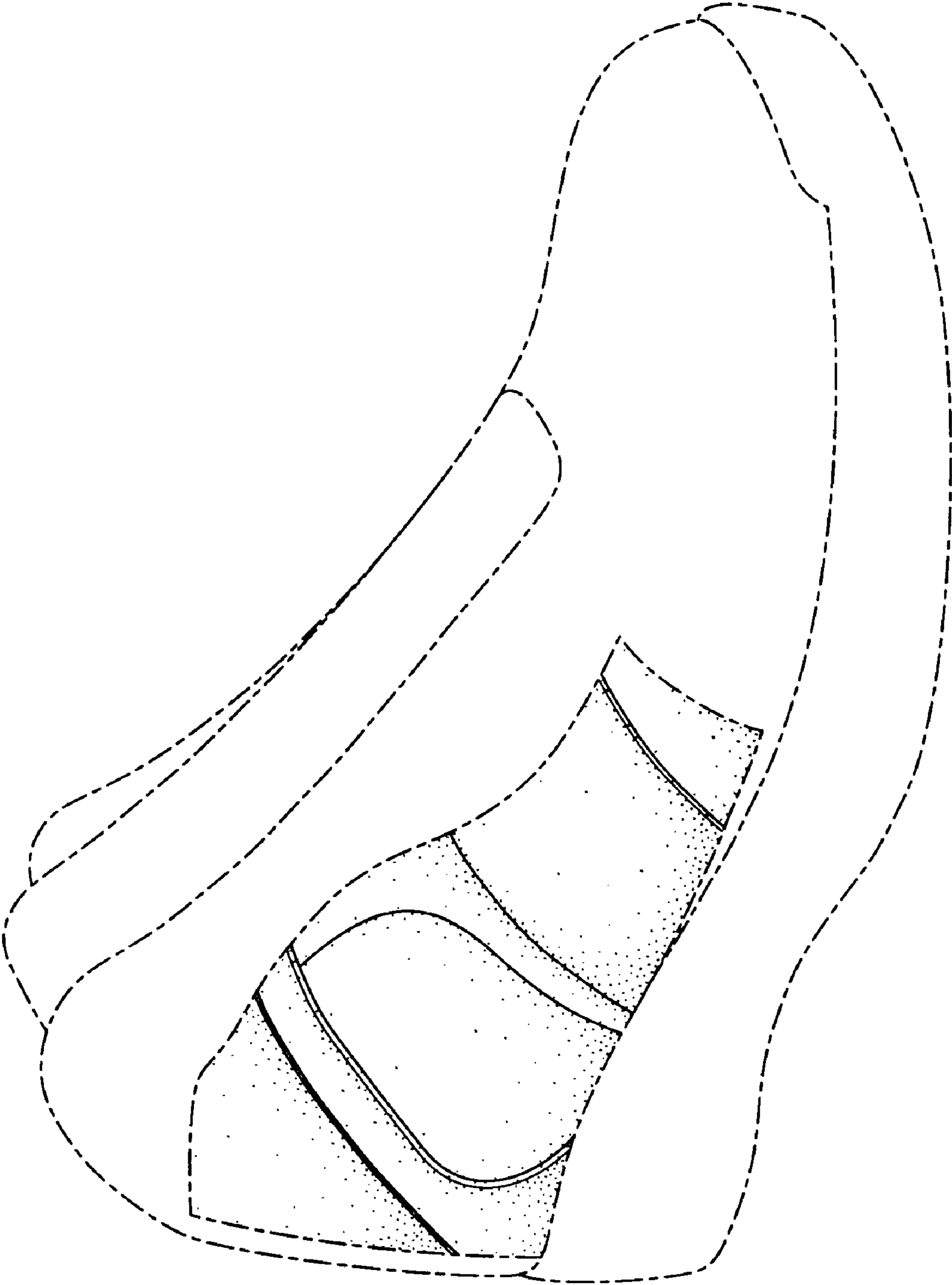


FIG. 1

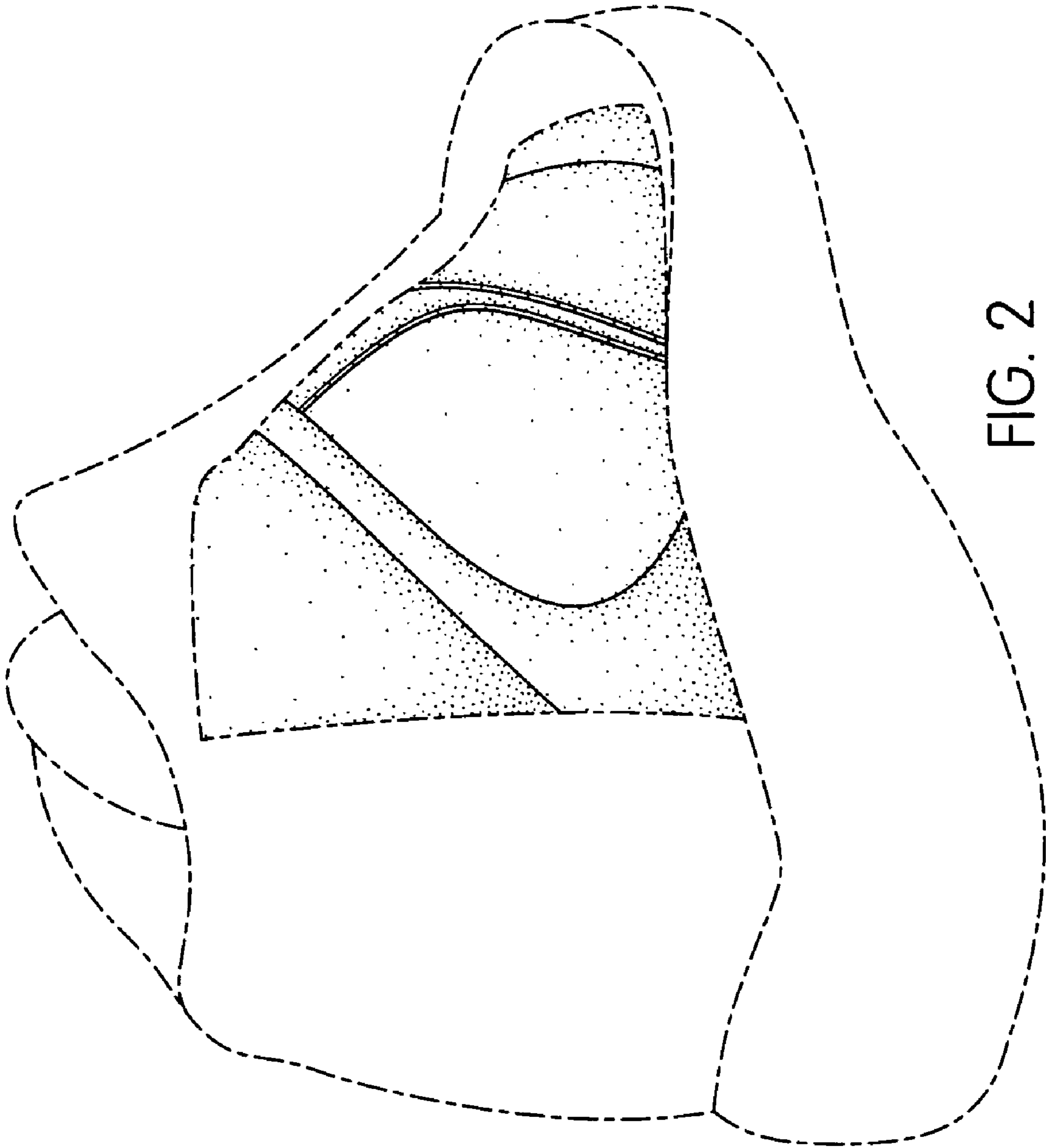


FIG. 2

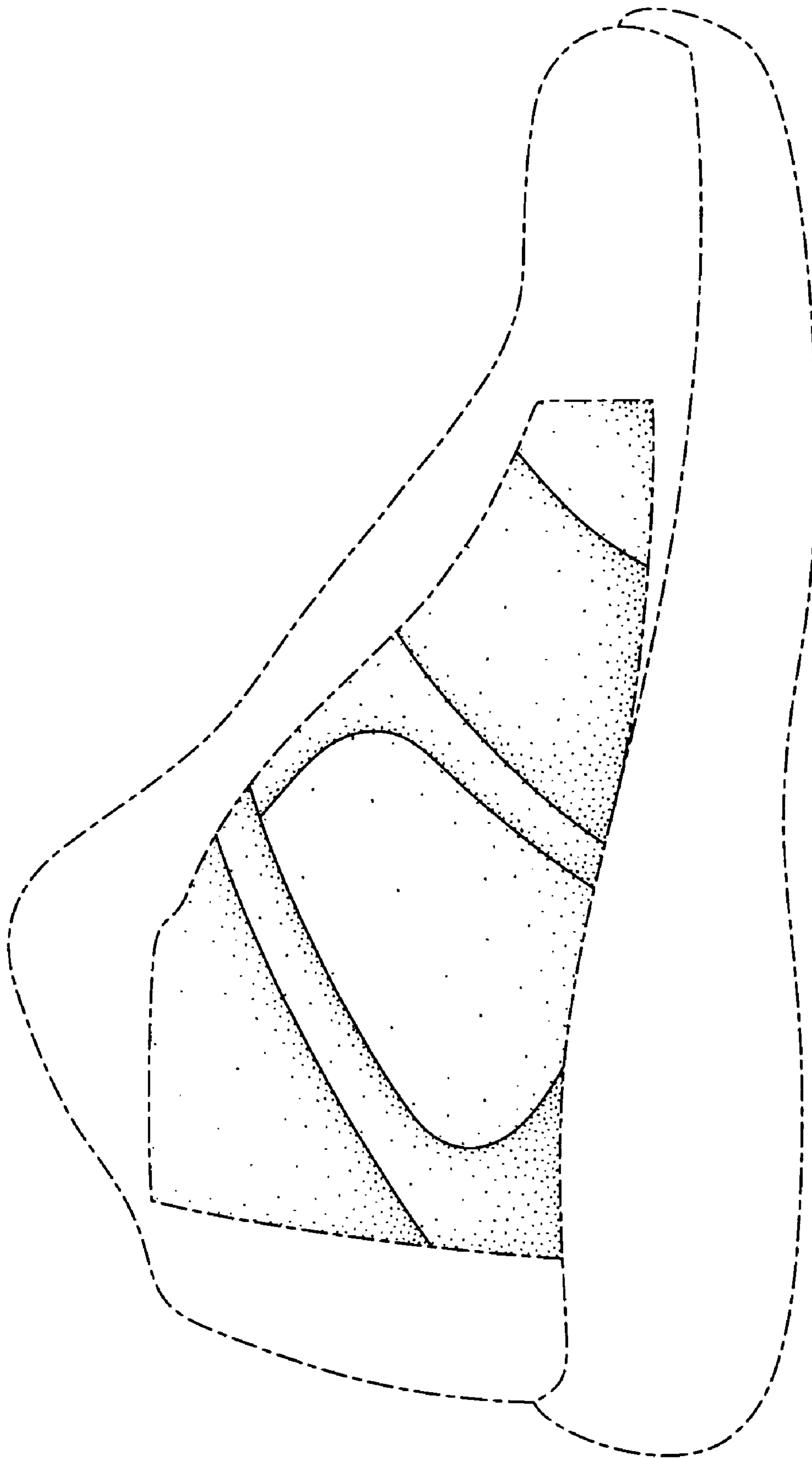


FIG. 3




FIG. 4