



US00D512207S

(12) **United States Design Patent**
Choi

(10) **Patent No.:** **US D512,207 S**
(45) **Date of Patent:** **** Dec. 6, 2005**

(54) **SHOE**

(75) **Inventor:** **Sandra Choi**, London (GB)

(73) **Assignee:** **J. Choo Limited**, St. Helier, NJ (US)

(**) **Term:** **14 Years**

(21) **Appl. No.:** **29/217,409**

(22) **Filed:** **Nov. 16, 2004**

(51) **LOC (8) Cl.** **02-99**

(52) **U.S. Cl.** **D2/946; D2/965; D2/976**

(58) **Field of Search** **D2/896, 916-918, D2/925, 926, 929-942, 946, 964, 965, 971, 976; D11/1, 3, 5, 12, 13, 15, 17, 21, 22, 24; 36/83, 136**

(56) **References Cited**

U.S. PATENT DOCUMENTS

1,817,519 A	8/1931	Mandalian	
D173,710 S	12/1954	Reilly	
D173,886 S	1/1955	Slovitt	
D175,509 S	9/1955	Katz	
D204,231 S	* 4/1966	Glasgow	D2/976
D206,570 S	* 1/1967	Seelicke	D2/896
D234,928 S	* 4/1975	Tummekkm	D2/896
D402,444 S	* 12/1998	Ball	D2/906
D498,039 S	* 11/2004	Choi	D2/930
D498,348 S	* 11/2004	Hunt et al.	D2/946
D501,711 S	* 2/2005	Choi	D2/971

FOREIGN PATENT DOCUMENTS

GB 3001961 2/2002

OTHER PUBLICATIONS

J. Choo (Jersey) Limited, Cynthia, Jimmy Choo Spring/Summer 2004 Catalog, United States.

Giuseppe Zanotti, Crystal Thong Sandal; Printed from <http://www.neimanmarcus.com/store/catalog/prod.jhtml?c-mCat=search&itemid=prod11670192> on Nov. 16, 2004.

* cited by examiner

Primary Examiner—Dominic Simone

(74) *Attorney, Agent, or Firm*—Fross, Zelnick Lehrman & Zissu, P.C.; Lawrence E. Apolzon, Esq.

(57) **CLAIM**

The ornamental design for a shoe, as shown and described.

DESCRIPTION

FIG. 1 is a rear perspective view of a shoe showing my shoe design;

FIG. 2 is a left side view of a shoe shown in FIG. 1;

FIG. 3 is a right side view of the shoe shown in FIG. 1;

FIG. 4 is a rear view of the shoe shown in FIG. 1;

FIG. 5 is a front view of the shoe shown in FIG. 1;

FIG. 6 is a front-right perspective view of an alternative embodiment of the shoe shown in FIG. 1;

FIG. 7 is a front-left perspective view of the alternative embodiment shown in FIG. 6; and,

FIG. 8 is a front view of the alternative embodiment shown in FIG. 6.

The broken line showing of the sole, heel, toe strap, strap, lower, and upper is for illustrative purposes only and forms no part of the claimed design.

1 Claim, 8 Drawing Sheets

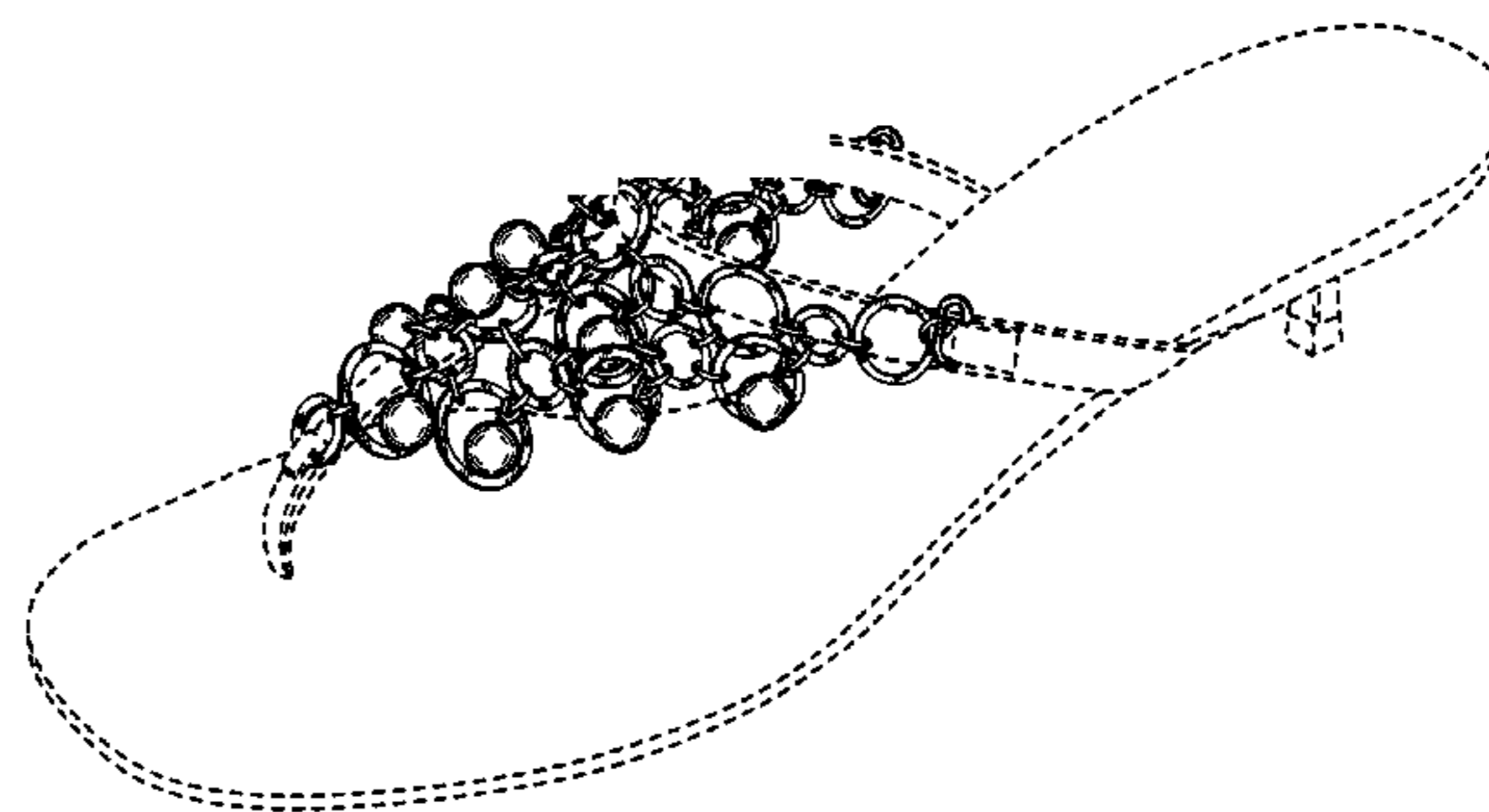




FIG. 1

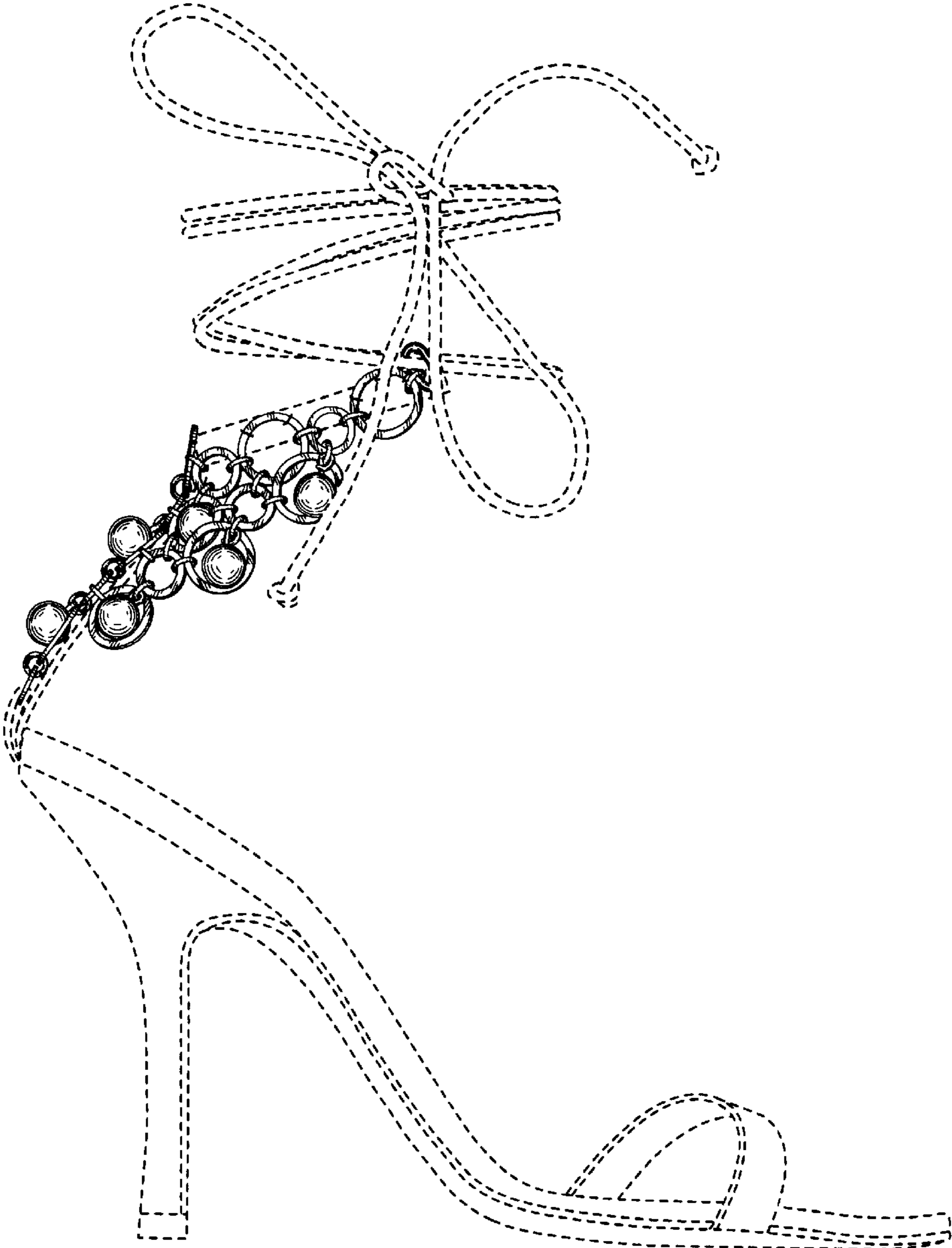


FIG. 2



FIG. 3

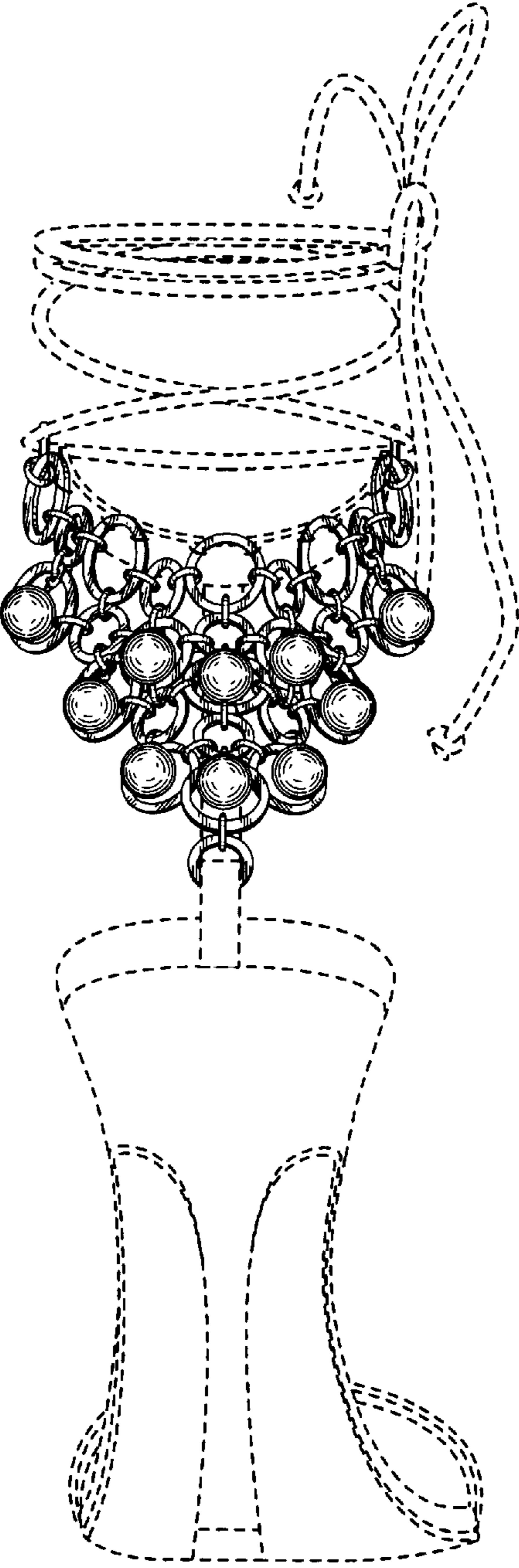


FIG. 4

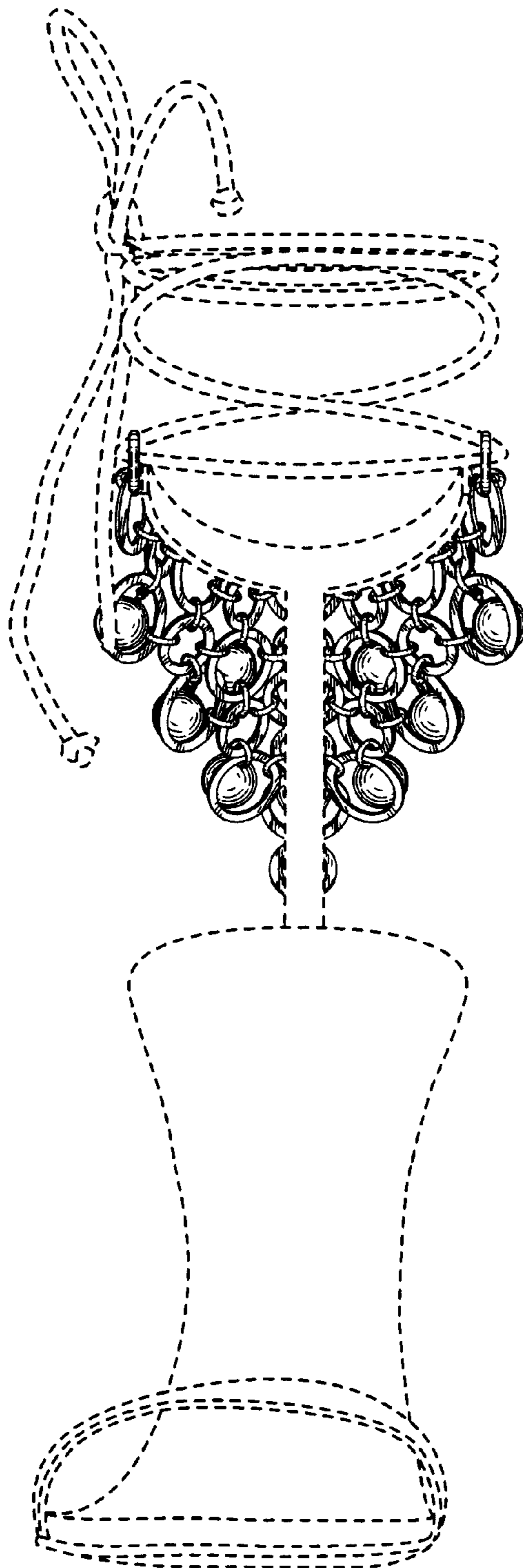


FIG. 5

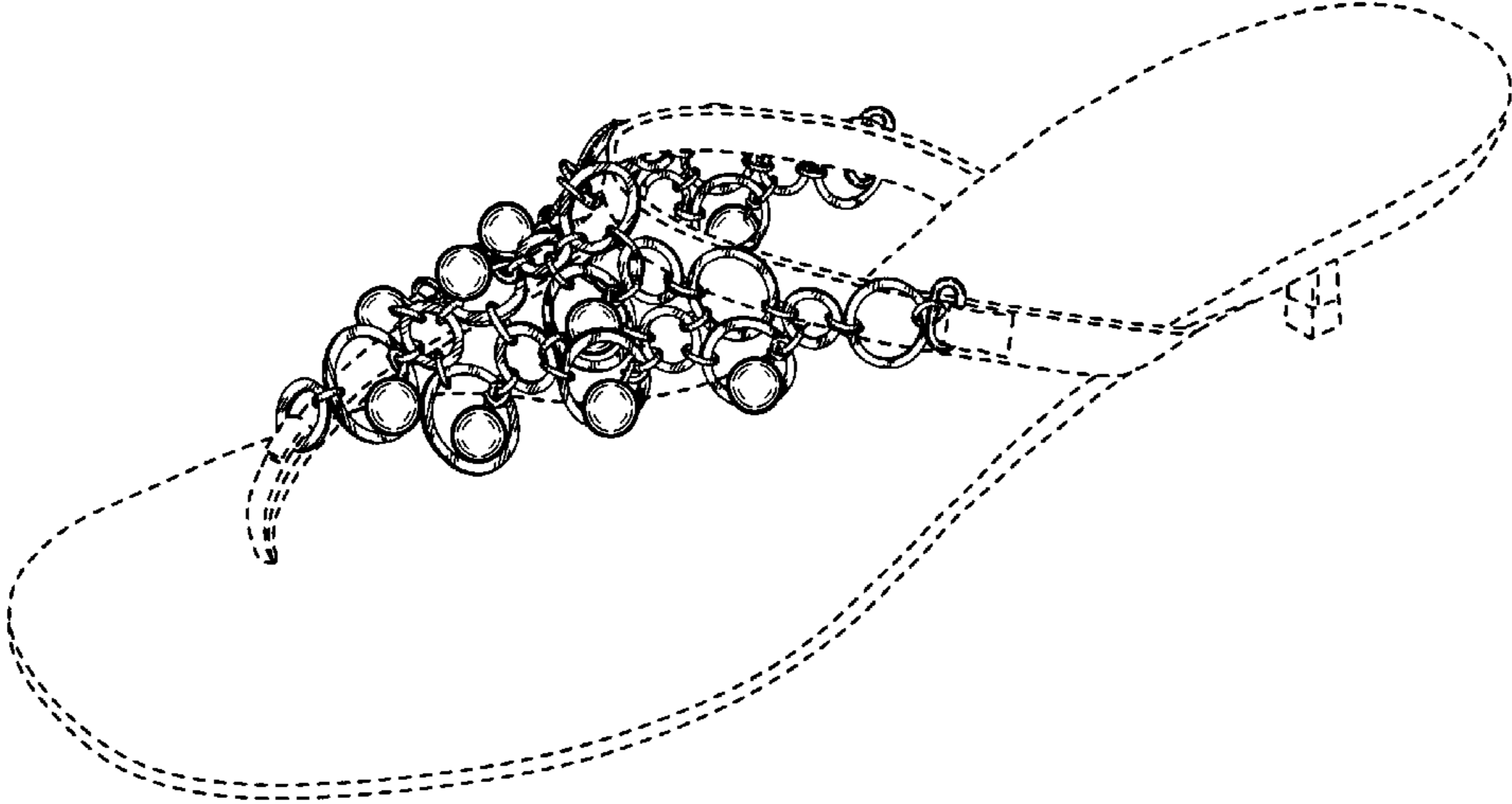


FIG. 6

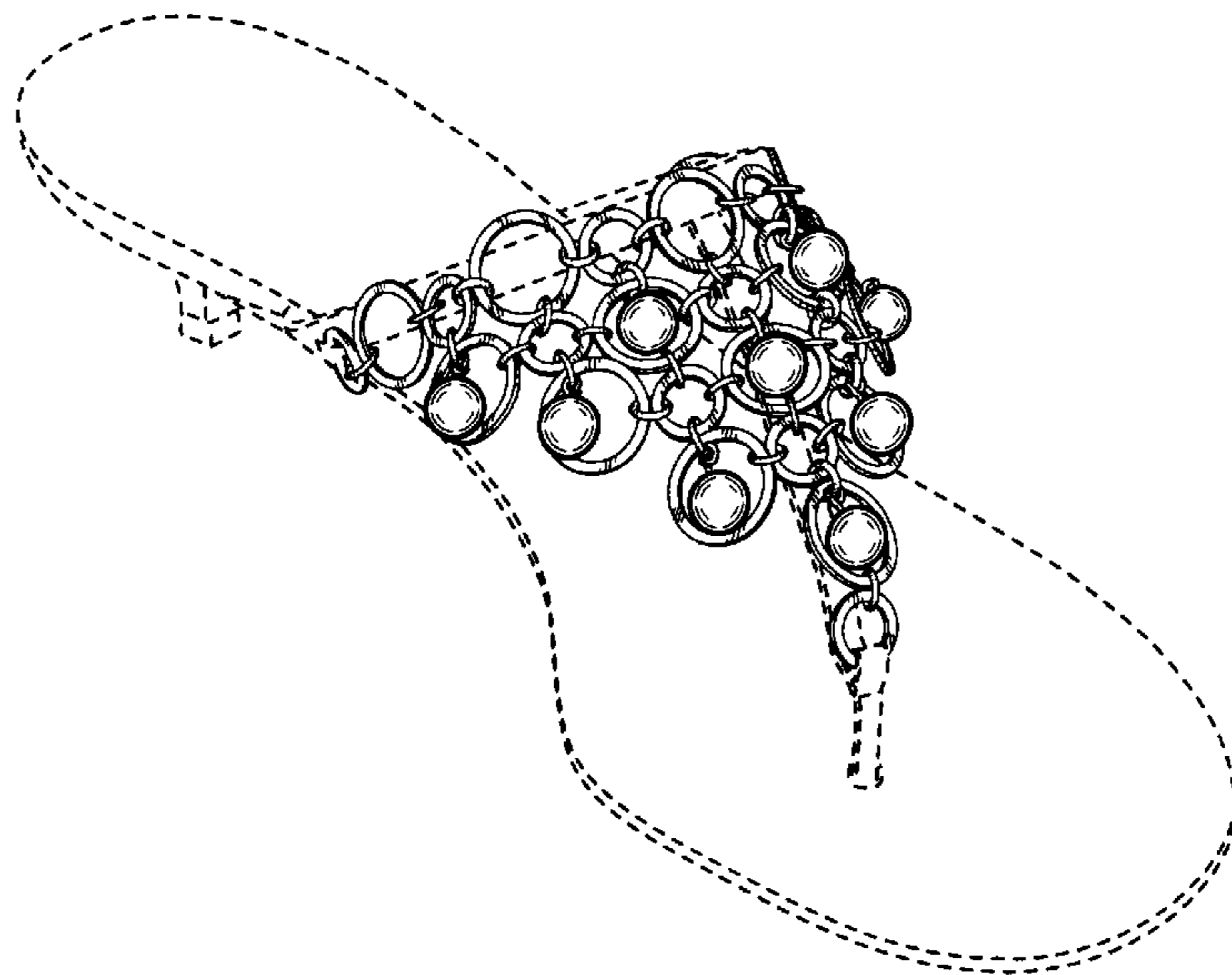


FIG. 7

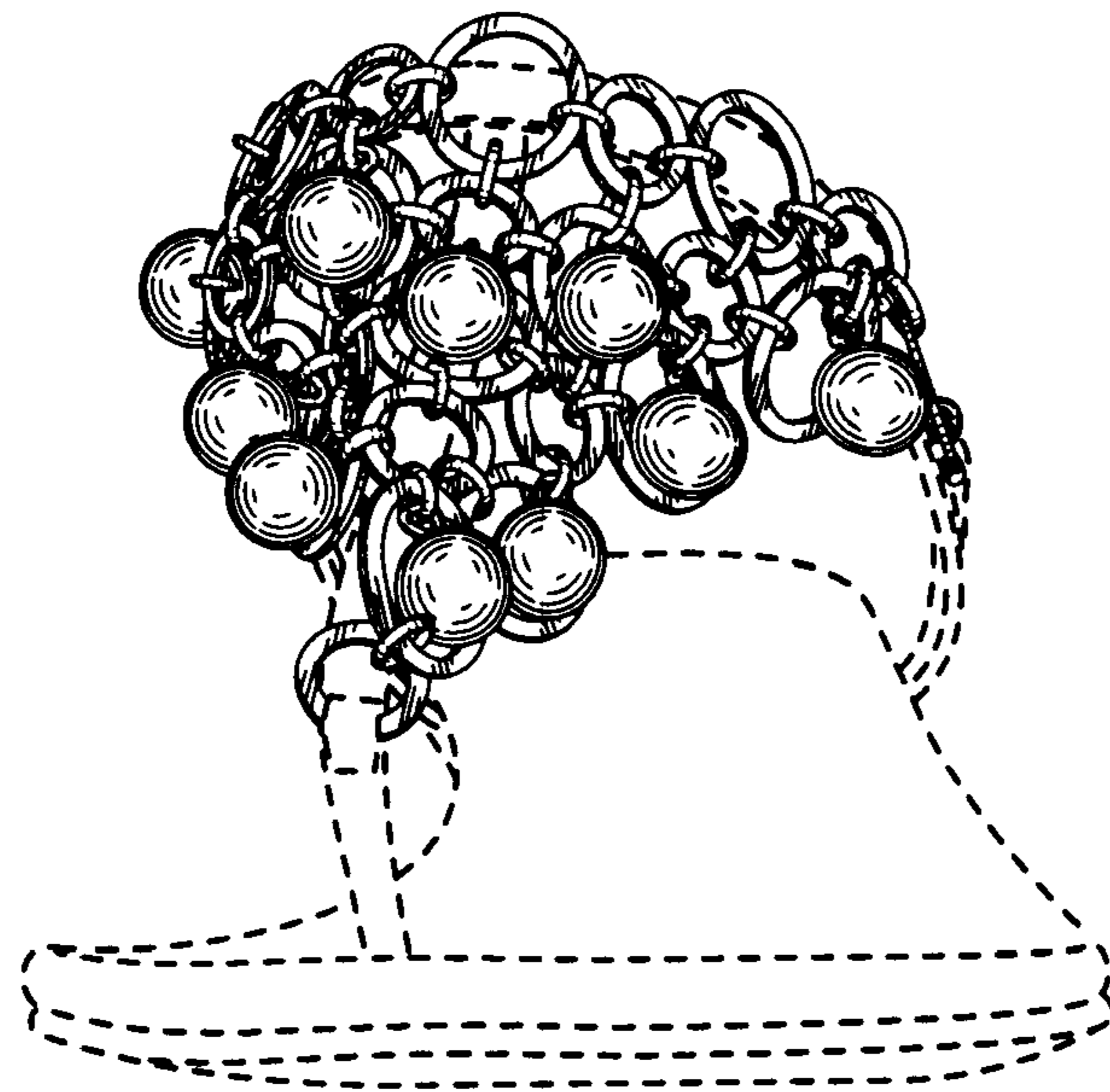


FIG. 8