



US00D512189S

(12) **United States Design Patent**
Byrne

(10) **Patent No.:** **US D512,189 S**

(45) **Date of Patent:** **** Nov. 29, 2005**

(54) **DOG CHEW TOY**

(76) **Inventor:** **Charles A. Byrne, P.O. Box 1645,
Mammoth Lakes, CA (US) 93546**

(**) **Term:** **14 Years**

(21) **Appl. No.:** **29/194,163**

(22) **Filed:** **Nov. 19, 2003**

(51) **LOC (8) Cl.** **30-99**

(52) **U.S. Cl.** **D30/160**

(58) **Field of Search** D30/158, 160,
D30/199; D21/468, 470, 498-501, 504,
681-682, 707-708, 713; 119/702, 706-711;
482/35; 473/52, 281, 569, 571, 594; 273/118 D;
72/348; D1/106; D24/194; 446/103-104,
106, 108, 110, 119, 121, 125, 127-128;
434/211, 278, 403

(56) **References Cited**

U.S. PATENT DOCUMENTS

D188,179 S	*	6/1960	Tay	D30/121
4,771,733 A	*	9/1988	Axelrod	119/710
D320,495 S	*	10/1991	Pallesen	D30/160
5,339,771 A	*	8/1994	Axelrod	119/710
5,419,283 A	*	5/1995	Leo	119/709
D394,414 S	*	5/1998	Catalano	D30/160
5,832,877 A	*	11/1998	Markham	119/710
5,947,061 A	*	9/1999	Markham et al.	119/710
D422,761 S	*	4/2000	Zalevsky	D30/160

D424,281 S	*	5/2000	Jebber et al.	D2/869
D428,136 S	*	7/2000	Cady et al.	D30/160
6,202,598 B1	*	3/2001	Willinger	119/709
D450,894 S	*	11/2001	Suchowski et al.	D30/160
6,427,634 B1	*	8/2002	Mann	119/709
6,439,166 B1	*	8/2002	Markham	119/710
D475,816 S	*	6/2003	Adamson	D30/160
D476,808 S	*	7/2003	Carr	D3/270
D481,867 S	*	11/2003	Hotz	D3/271.2

* cited by examiner

Primary Examiner—Cathy Anne MacCormac

(74) *Attorney, Agent, or Firm*—Kelly Lowry & Kelley, LLP

(57) **CLAIM**

The ornamental design for a dog chew toy, as shown and described.

DESCRIPTION

FIG. 1 is a top, front and left-side perspective view of a dog chew toy embodying my new design; FIG. 2 is a rear elevational view thereof, the front elevational view being identical; FIG. 3 is a right-side elevational view thereof, the left-side elevational view being identical; and, FIG. 4 is bottom plan view thereof, the top plan view being identical.

The broken lines are for illustrative purposes only and form no part of the claimed design.

1 Claim, 1 Drawing Sheet

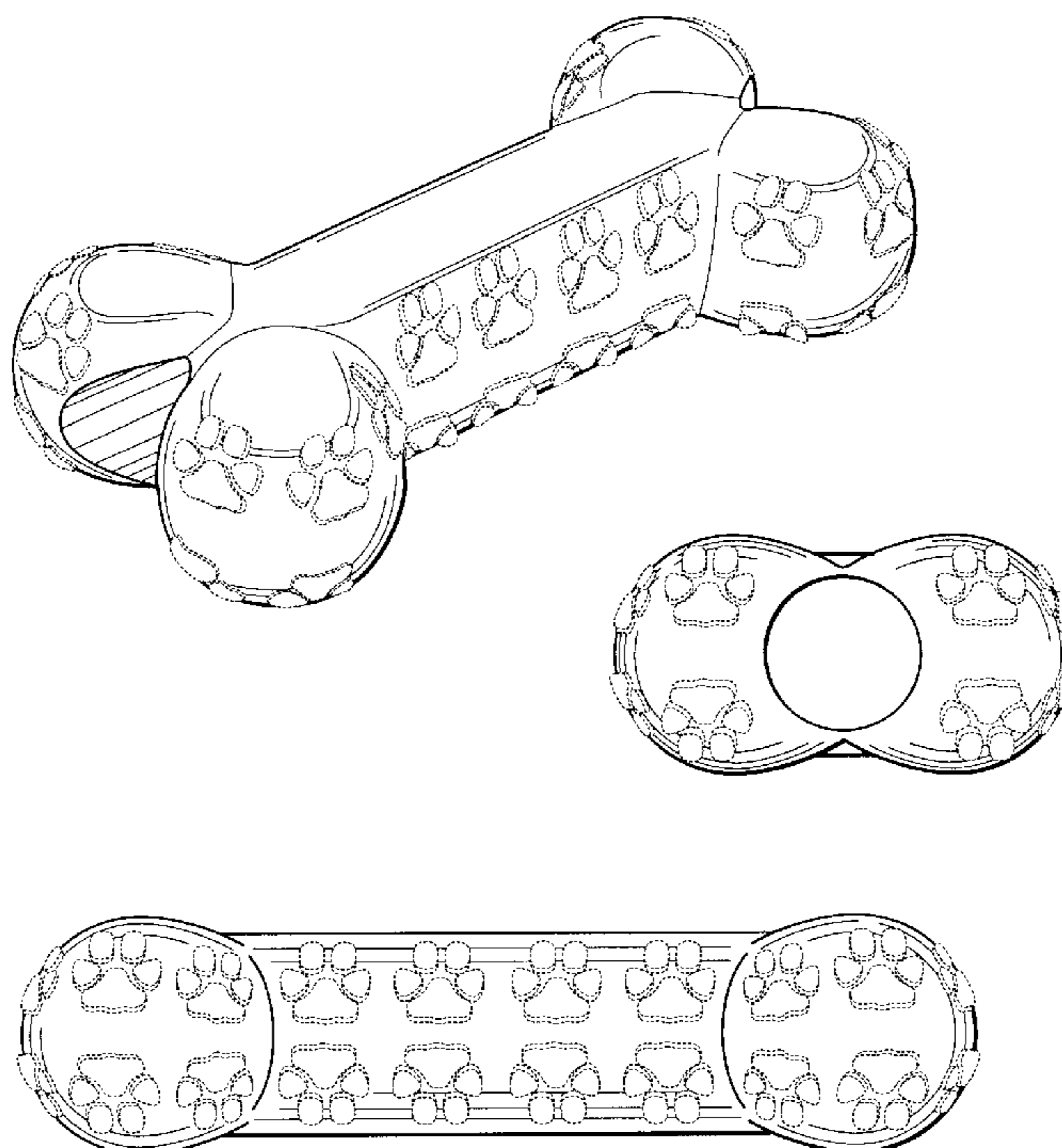


FIG. 1

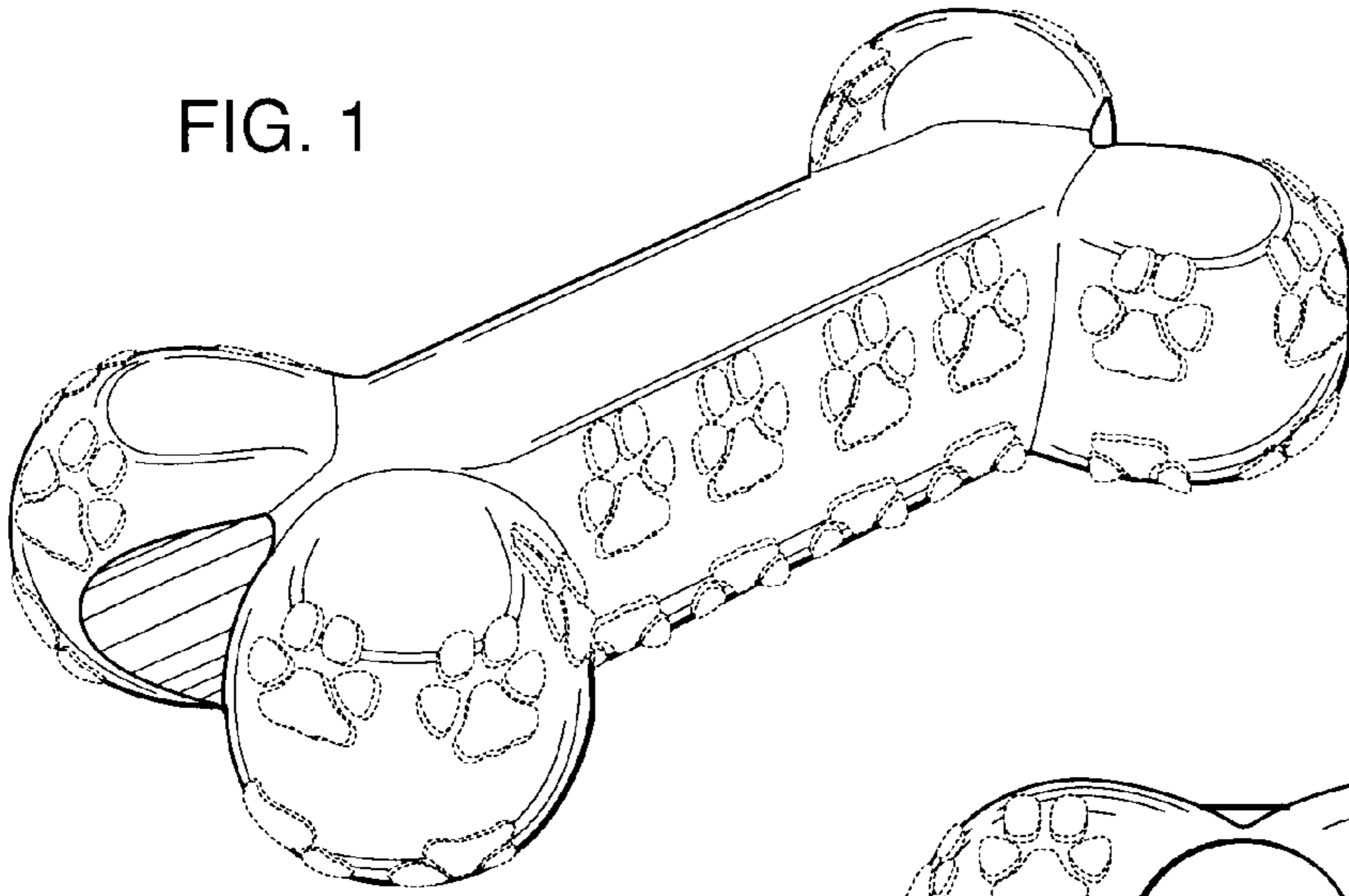


FIG. 2

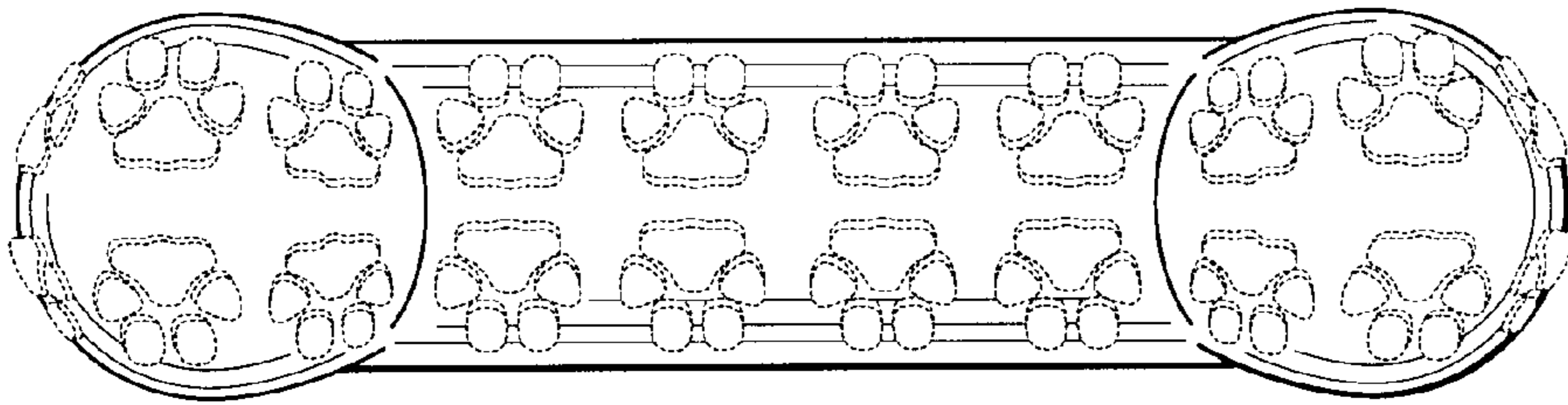
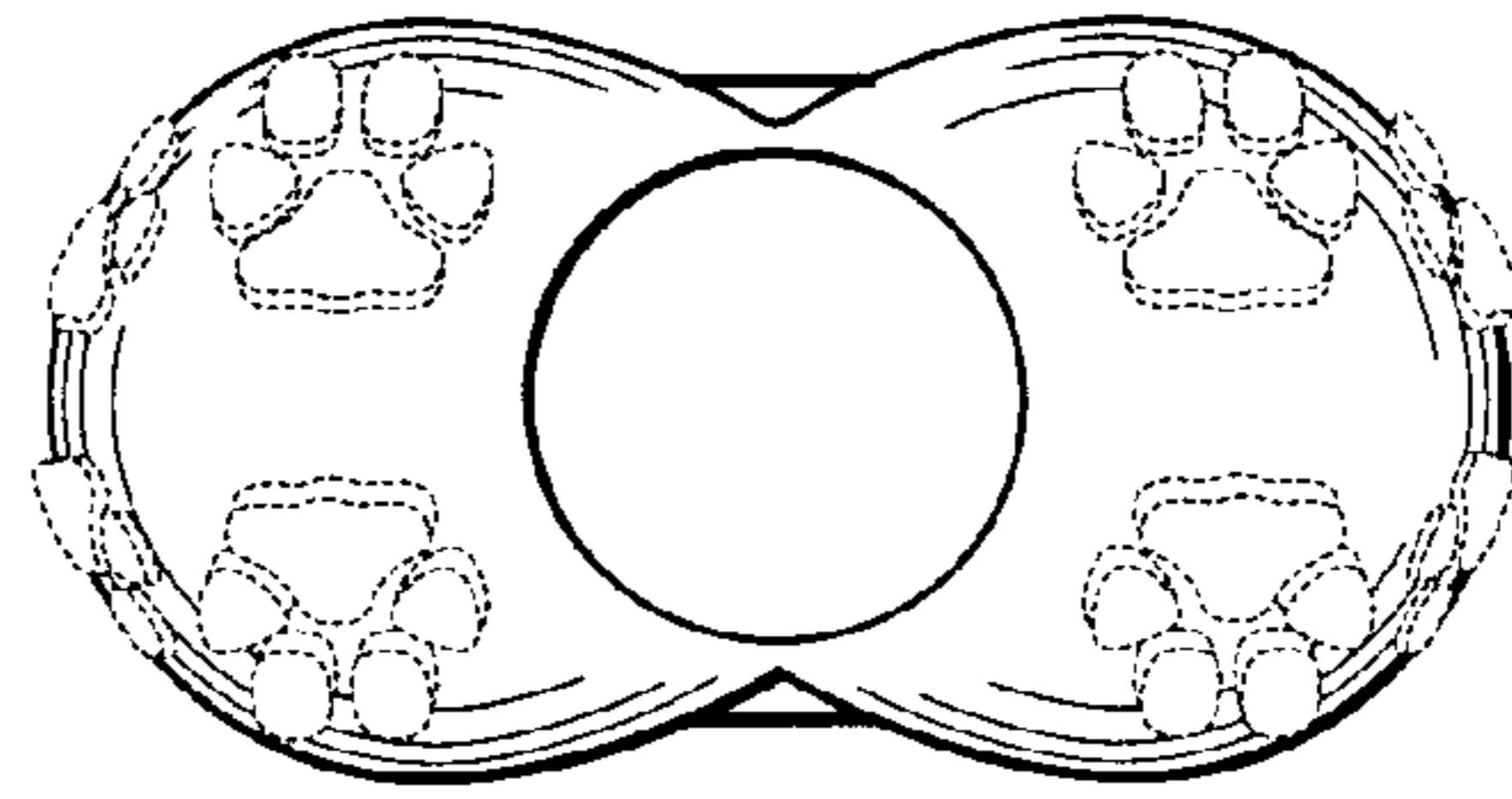


FIG. 3

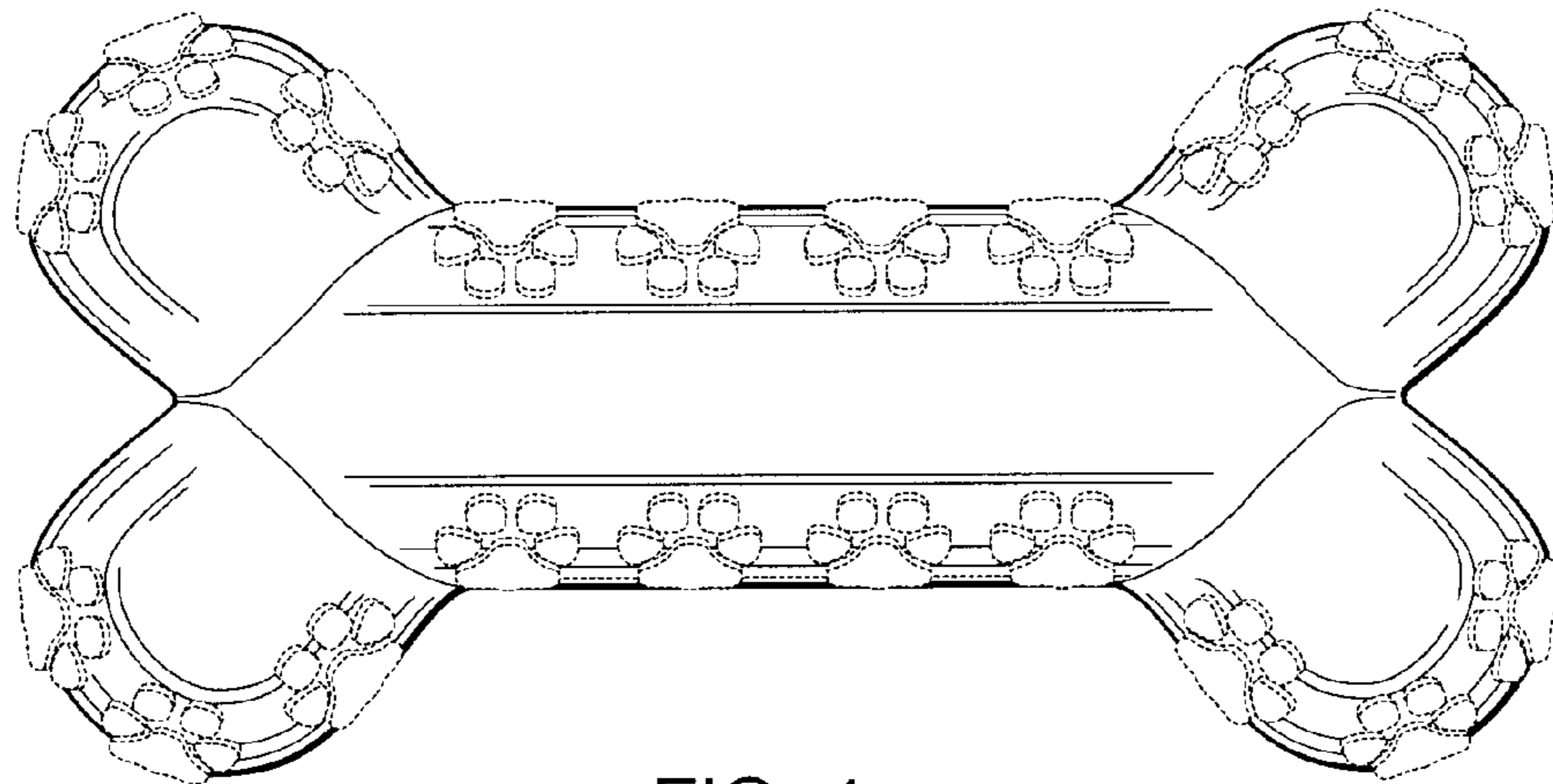


FIG. 4