



US00D512185S

(12) **United States Design Patent** (10) Patent No.: **US D512,185 S**
Bokelman-Dumas (45) Date of Patent: **** Nov. 29, 2005**

(54) **HAIR CLIPPER**

(75) Inventor: **Majonne Bokelman-Dumas,**
Amersfoort (NL)

(73) Assignee: **Koninklijke Philips Electronics, N.V.,**
Eindhoven (NL)

(**) Term: **14 Years**

(21) Appl. No.: **29/210,055**

(22) Filed: **Jul. 26, 2004**

(30) **Foreign Application Priority Data**

Mar. 2, 2004 (HM) 131776-0002

(51) **LOC (8) Cl.** **28-03**

(52) **U.S. Cl.** **D28/53**

(58) **Field of Search** D28/49-54; 30/32,
30/34.05, 34.1, 34.2, 35, 41.9, 43, 43.1-43.9,
43.91, 43.92, 42, 44-46, 527, 196, 201,
233, 233.5

(56) **References Cited**

U.S. PATENT DOCUMENTS

D408,102 S	*	4/1999	Van Asten	D28/53
5,979,060 A	*	11/1999	Holzbauer et al.	30/201
6,279,234 B1	*	8/2001	Chaouachi et al.	30/201

* cited by examiner

Primary Examiner—Jennifer Rivard


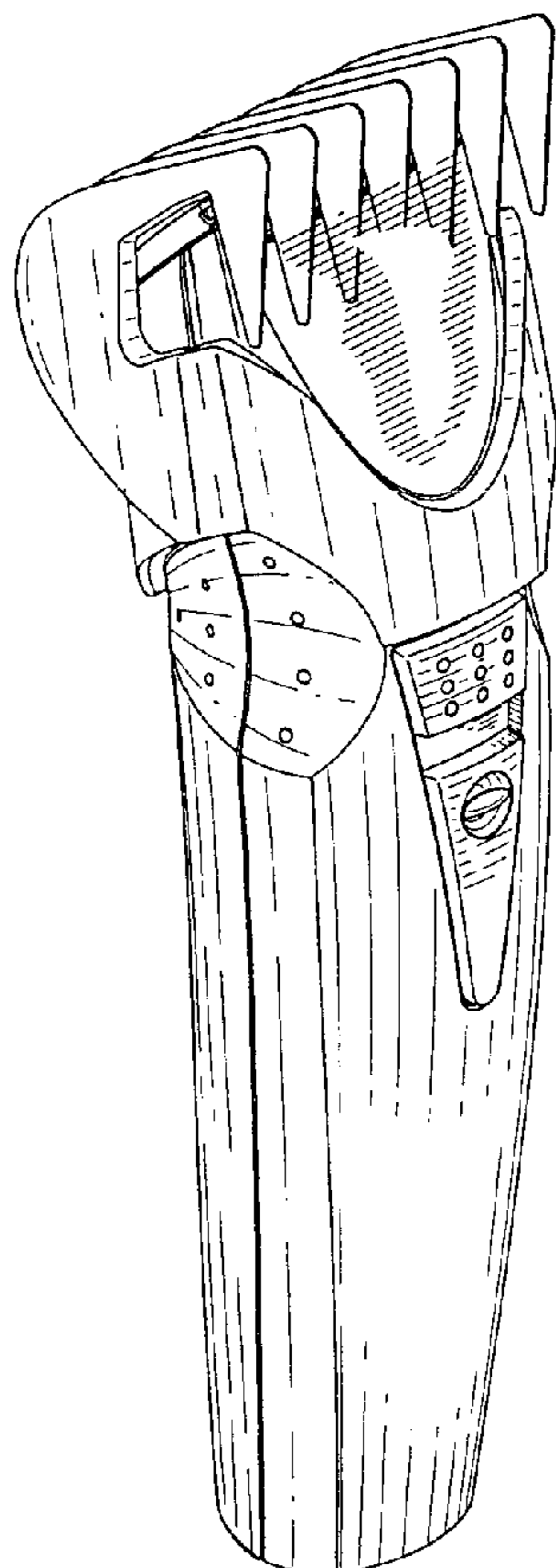
(57) **CLAIM**

The ornamental design for a hair clipper, as shown.

DESCRIPTION

FIG. 1 is a perspective view showing my design;
 FIG. 2 is a front elevational view thereof;
 FIG. 3 is a rear elevational view thereof;
 FIG. 4 is a right side elevational view thereof;
 FIG. 5 is a left side elevational view thereof;
 FIG. 6 is a top plan view thereof; and,
 FIG. 7 is a bottom plan view thereof.

1 Claim, 3 Drawing Sheets



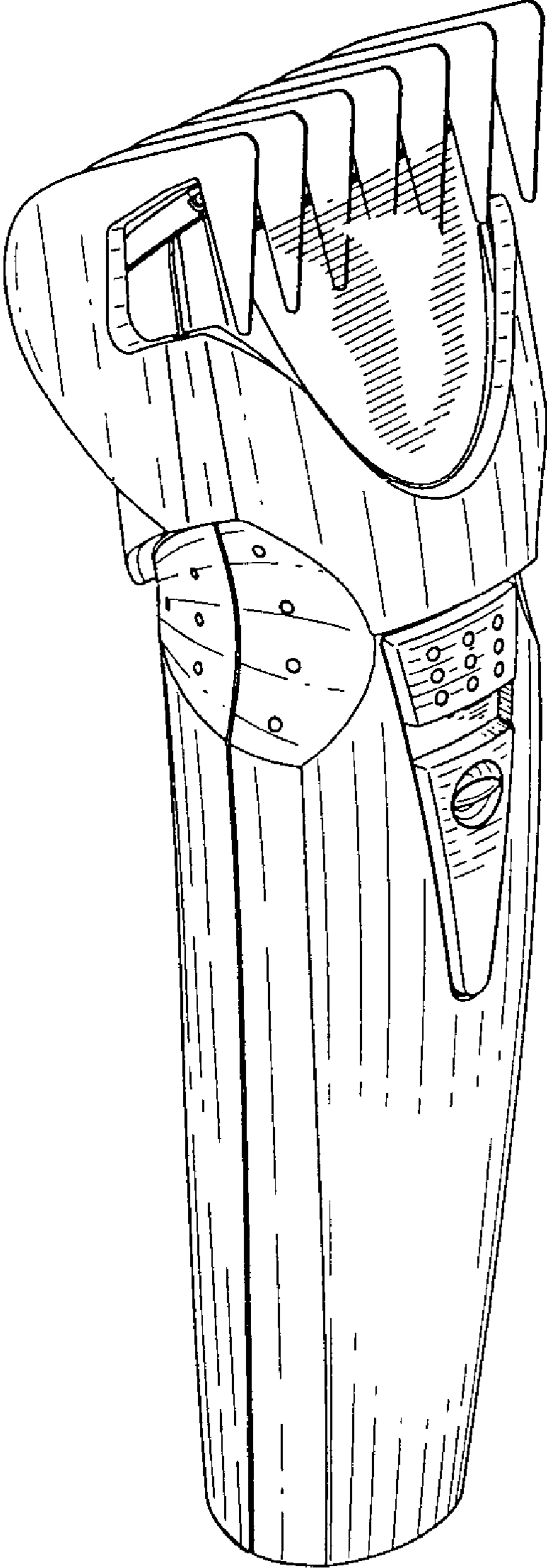


FIG. 1

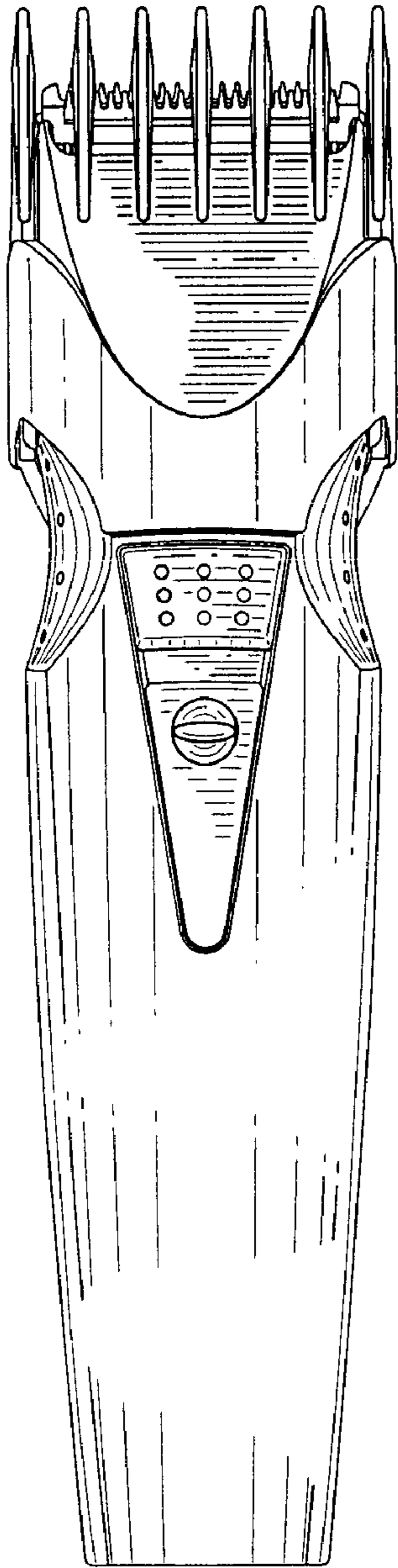


FIG. 2

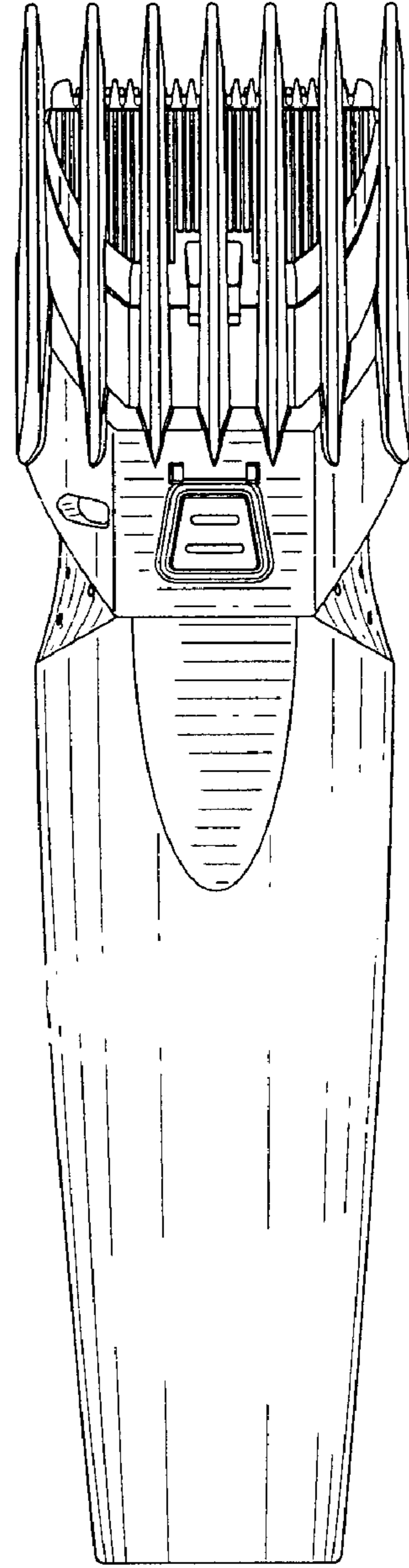


FIG. 3




FIG. 4




FIG. 5




FIG. 6

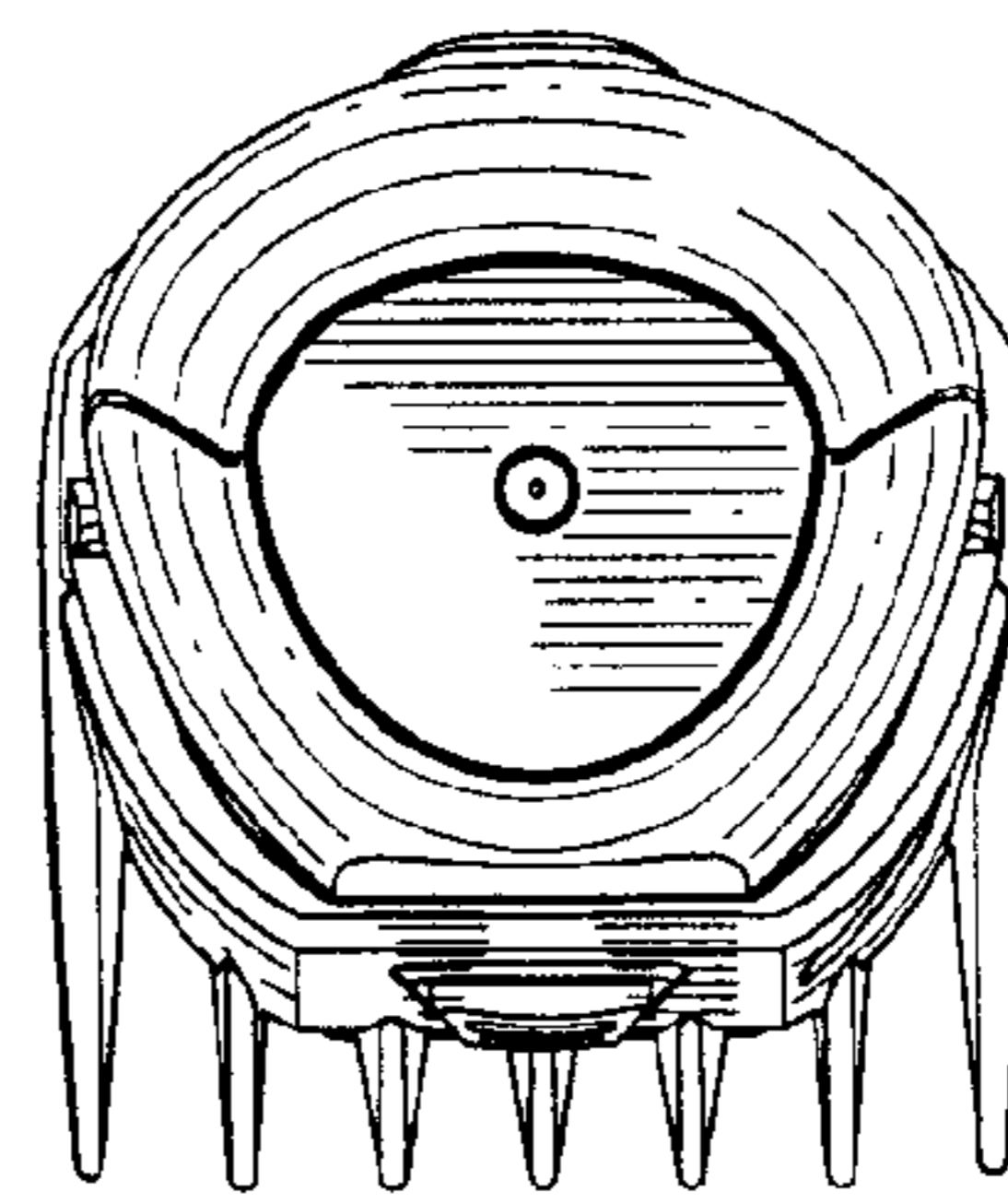


FIG. 7