



US00D512167S

(12) **United States Design Patent**  
**Ikuma**

(10) **Patent No.:** **US D512,167 S**  
(45) **Date of Patent:** **\*\* Nov. 29, 2005**

(54) **REAR COMBINATION LAMP FOR AN  
AUTOMOBILE**

D501,053 S \* 1/2005 Kamimura et al. .... D26/28  
D505,505 S \* 5/2005 Hung ..... D26/28

(75) Inventor: **Hirokazu Ikuma, Aichi-ken (JP)**

(73) Assignee: **Toyota Jidosha Kabushiki Kaisha (JP)**

(\*\*) Term: **14 Years**

(21) Appl. No.: **29/200,415**

(22) Filed: **Feb. 26, 2004**

(30) **Foreign Application Priority Data**

Nov. 21, 2003 (JP) ..... 2003-034826

(51) **LOC (8) Cl.** ..... **26-06**

(52) **U.S. Cl.** ..... **D26/28**

(58) **Field of Search** ..... D26/28-36; 362/459-468,  
362/475-478, 485-487

(56) **References Cited**

**U.S. PATENT DOCUMENTS**

D486,595 S \* 2/2004 Liu ..... D26/28  
D495,439 S \* 8/2004 Hara et al. .... D26/28

**OTHER PUBLICATIONS**

Toyota PREMIO, Brochure of Premio, Dec. 2001.  
Toyota IST, Brochure of IST, May 2002.

\* cited by examiner

*Primary Examiner*—Marcus A. Jackson

(74) *Attorney, Agent, or Firm*—SAIDMAN DesignLaw  
Group

(57) **CLAIM**


The ornamental design for a rear combination lamp for an  
automobile, as shown and described.

**DESCRIPTION**


FIG. 1 is a front perspective view of a rear combination lamp  
for an automobile showing my new design;  
FIG. 2 is a front view thereof;  
FIG. 3 is a right-side view thereof; and,  
FIG. 4 is a top view thereof.

**1 Claim, 2 Drawing Sheets**







**FIG. 1**



**FIG. 2**



**FIG. 3**



**FIG. 4**