



US00D512140S

(12) **United States Design Patent**
Shelton

(10) **Patent No.:** **US D512,140 S**

(45) **Date of Patent:** **** Nov. 29, 2005**

(54) **PENIS EXTENSION WITH HARNESS**

(76) **Inventor:** **Ricky D. Shelton**, 2628 Canberra Ct.,
Forth Worth, TX (US) 76105

(**) **Term:** **14 Years**

(21) **Appl. No.:** **29/193,297**

(22) **Filed:** **Nov. 6, 2003**

(51) **LOC (8) Cl.** **28-01**

(52) **U.S. Cl.** **D24/105**

(58) **Field of Search** D24/105; 600/38,
600/41, 39; 128/841, 842, 844; 604/349

(56) **References Cited**

U.S. PATENT DOCUMENTS

2,899,957	A	*	8/1959	Briggs	D24/105
D260,818	S	*	9/1981	Okamoto	D24/105
4,640,270	A	*	2/1987	Chin	600/39
4,671,262	A	*	6/1987	West	600/39
4,846,197	A	*	7/1989	Benjamin	128/844
5,535,758	A	*	7/1996	Hagihara	600/38
5,666,971	A	*	9/1997	Anatolievich	128/842
D401,341	S		11/1998	Poubouridis		
D410,742	S		6/1999	Coolidge		

D414,553	S	*	9/1999	Gonzalez	D24/105
D459,469	S		6/2002	Johnson		
D460,172	S		7/2002	Johnson		
6,547,717	B1	*	4/2003	Green et al.	600/38
6,776,755	B1	*	8/2004	Raskin	600/39
6,793,620	B1	*	9/2004	Droznin et al.	600/39
2004/0171911	A1	*	9/2004	Zurita	600/38

* cited by examiner

Primary Examiner—Ian Simmons

(74) *Attorney, Agent, or Firm*—Lynn E. Barber

(57) **CLAIM**

The ornamental design for a penis extension with harness, as shown and described.

DESCRIPTION

FIG. 1 is a front elevational view of a penis extension with harness showing my new design, with the rear elevational view being a mirror image thereof;
 FIG. 2 is a right side elevational view thereof, with the left side elevational view being a mirror image thereof;
 FIG. 3 is a top plan view thereof;
 FIG. 4 is a bottom plan view thereof; and,
 FIG. 5 is perspective view thereof.

1 Claim, 2 Drawing Sheets

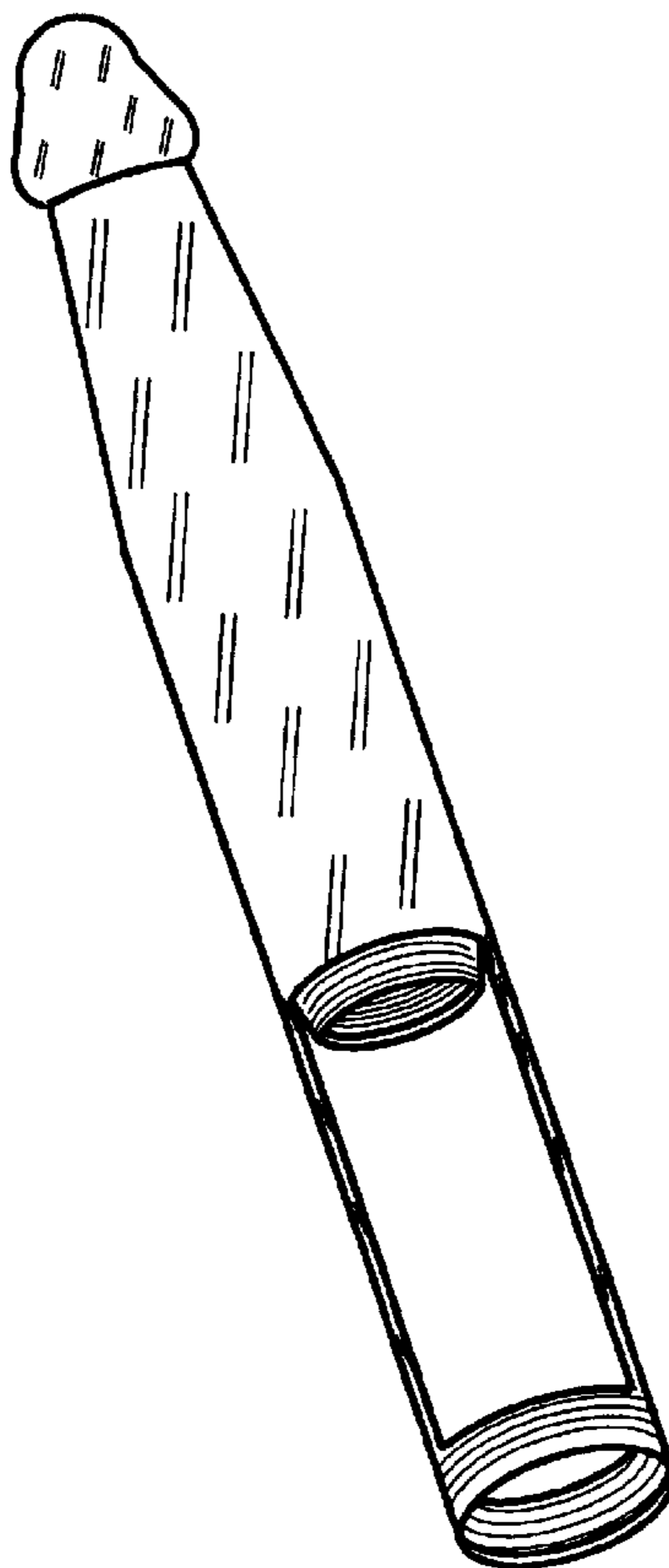


FIG. 1

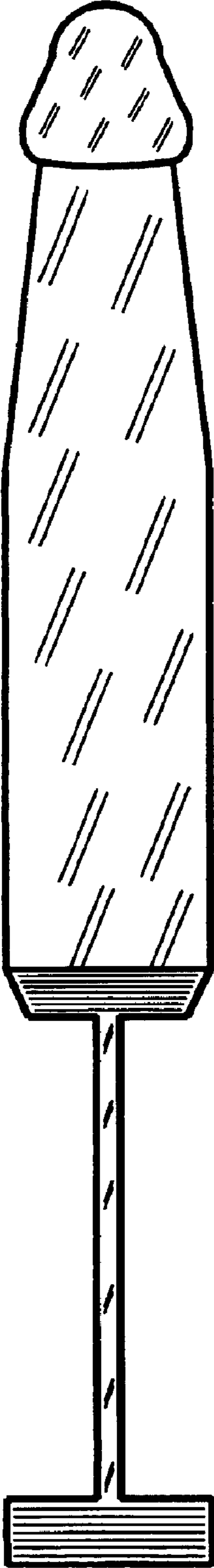


FIG. 2

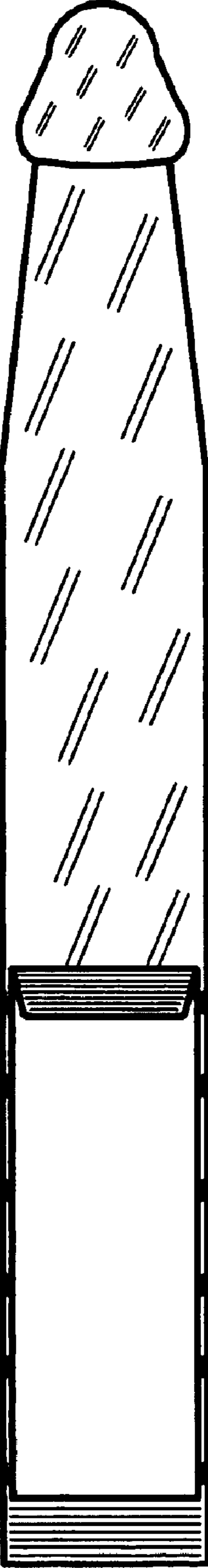


FIG. 3




FIG. 4

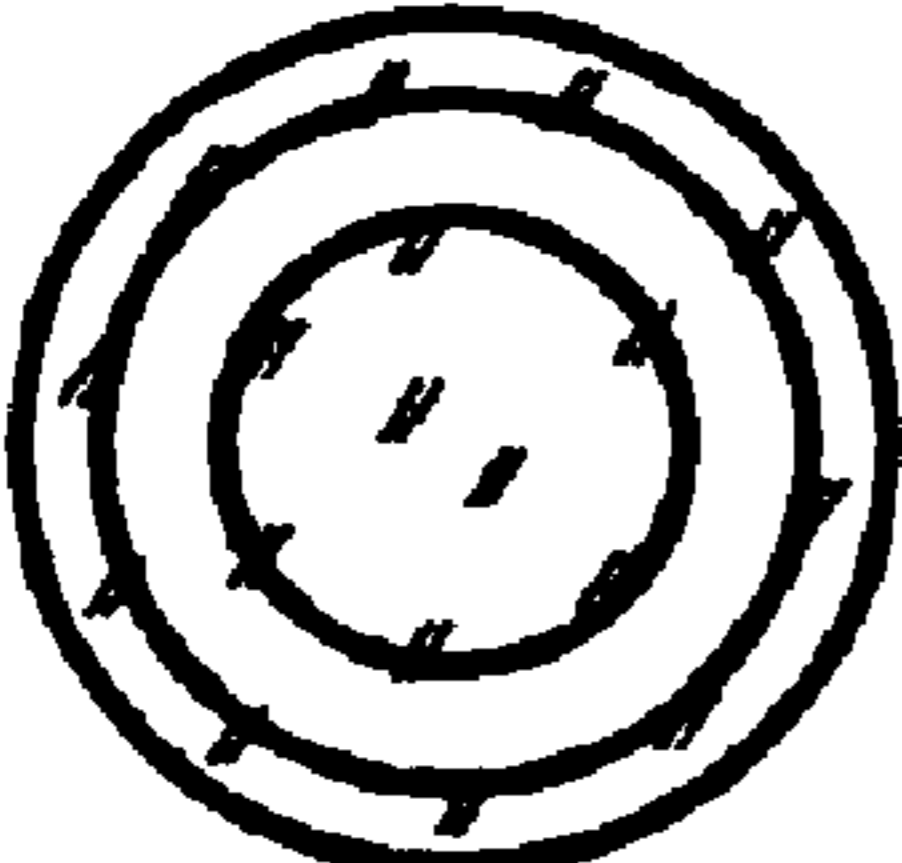


FIG. 5

