

US00D512129S

(12) **United States Design Patent** (10) **Patent No.:** **US D512,129 S**
Gilbert (45) **Date of Patent:** **** Nov. 29, 2005**

(54) **FAUCET HUB**

(75) Inventor: **Christopher Jon Gilbert**, Moreland Hills, OH (US)

(73) Assignee: **Moen Incorporated**, North Olmsted, OH (US)

(**) Term: **14 Years**

(21) Appl. No.: **29/201,531**

(22) Filed: **Mar. 17, 2004**

(51) **LOC (8) Cl.** **23-01**

(52) **U.S. Cl.** **D23/250; D23/249**

(58) **Field of Search** **D23/238-257; 4/675-678; 137/801; D9/452, 453**

(56) **References Cited**

U.S. PATENT DOCUMENTS

- D85,068 S * 9/1931 Tarleton D9/453
- D140,557 S 3/1945 Stanitz
- D227,568 S * 7/1973 Thorp D23/252
- D280,009 S 8/1985 Miller et al.
- D285,597 S 9/1986 Miller et al.
- D287,163 S * 12/1986 Piesco D23/254
- D287,395 S 12/1986 Piesco
- D295,551 S 5/1988 Yost
- D366,517 S 1/1996 Doughty et al.
- D374,478 S 10/1996 Doughty et al.
- D418,580 S 1/2000 Warshawsky et al.
- D426,873 S 6/2000 Milrud et al.
- D437,631 S 2/2001 Robbins
- D438,602 S 3/2001 Milrud et al.
- D440,635 S 4/2001 Fleischmann
- 6,370,712 B1 4/2002 Burns et al.

- D463,013 S 9/2002 Green et al.
- D465,558 S 11/2002 Ouyoung
- D465,828 S 11/2002 Yegyayan
- D467,318 S 12/2002 Otero et al.
- D467,320 S 12/2002 Yegyayan
- D468,403 S 1/2003 Panis et al.
- D469,507 S 1/2003 Marshall
- D469,510 S 1/2003 Marshall
- D472,306 S * 3/2003 Slothower D23/249
- D476,721 S 7/2003 Ouyoung
- D477,053 S 7/2003 Schonherr et al.
- D478,968 S 8/2003 Veltz

* cited by examiner

Primary Examiner—Louis S. Zarfaz
Assistant Examiner—Gregory Andoll
 (74) *Attorney, Agent, or Firm*—Calfee, Halter & Griswold LLP

(57) **CLAIM**

The ornamental design for a faucet hub, as shown and described.

DESCRIPTION

FIG. 1 is a perspective view of a hub of the new design; FIG. 2 is a top plan view of the hub of FIG. 1; FIG. 3 is a left side elevational view of the hub of FIG. 1, wherein the right side elevational view is the same; FIG. 4 is a front elevational view of the hub of FIG. 1, wherein the rear elevational view is the same; and, FIG. 5 is a bottom plan view of the hub of FIG. 1. The portions of the Figures shown in phantom lines are not part of the claimed design and are for illustration only.

1 Claim, 1 Drawing Sheet




FIG. 1

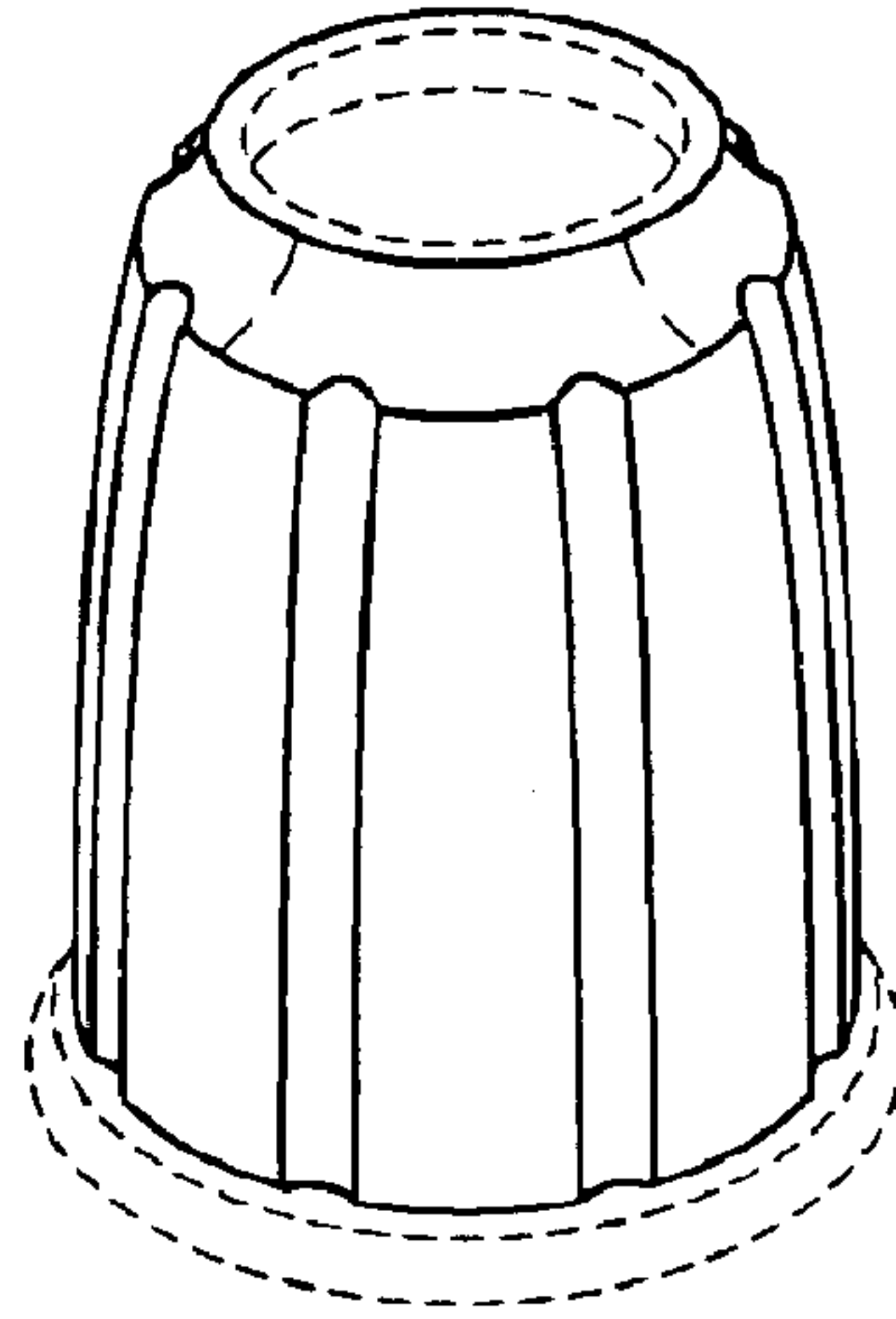


FIG. 2

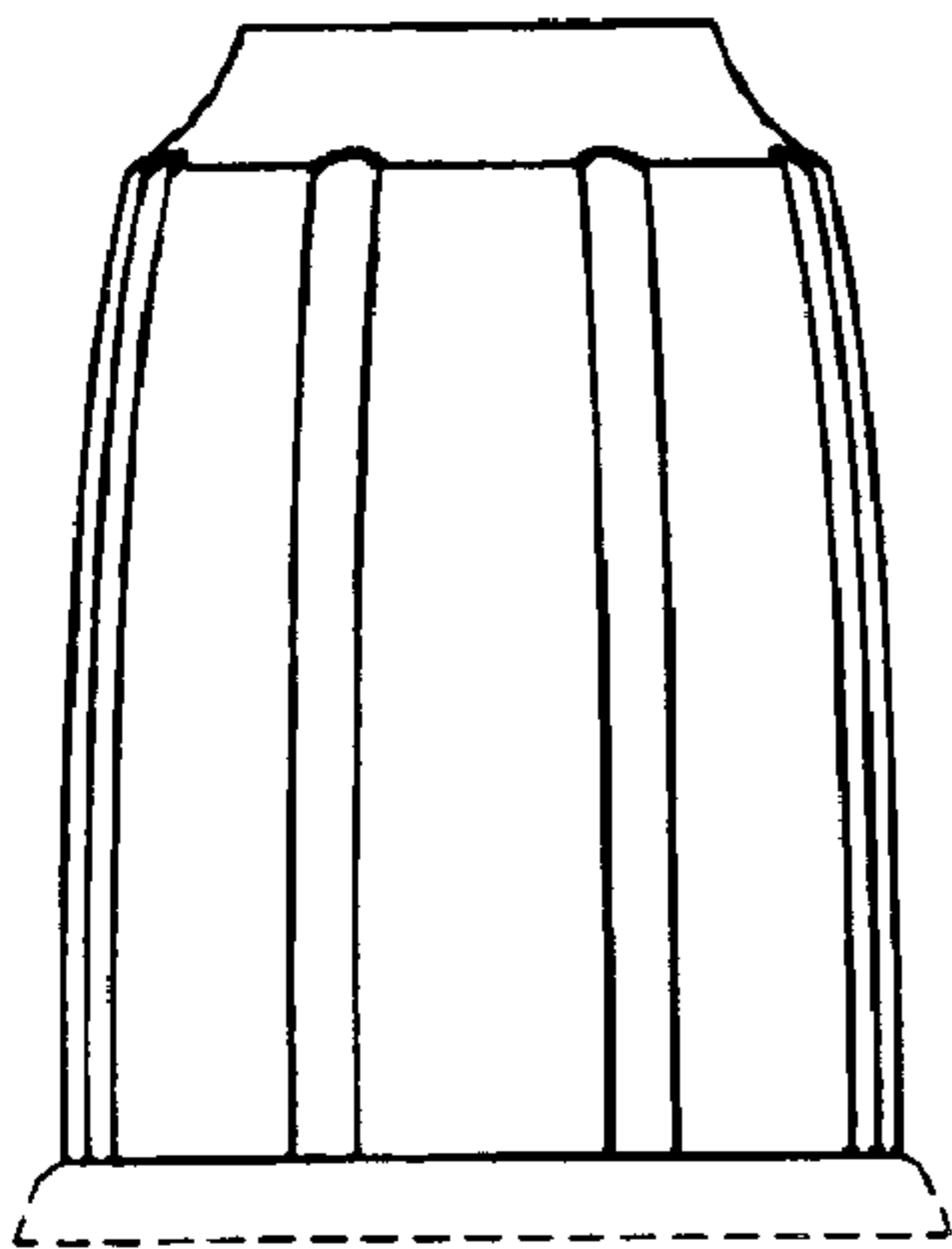
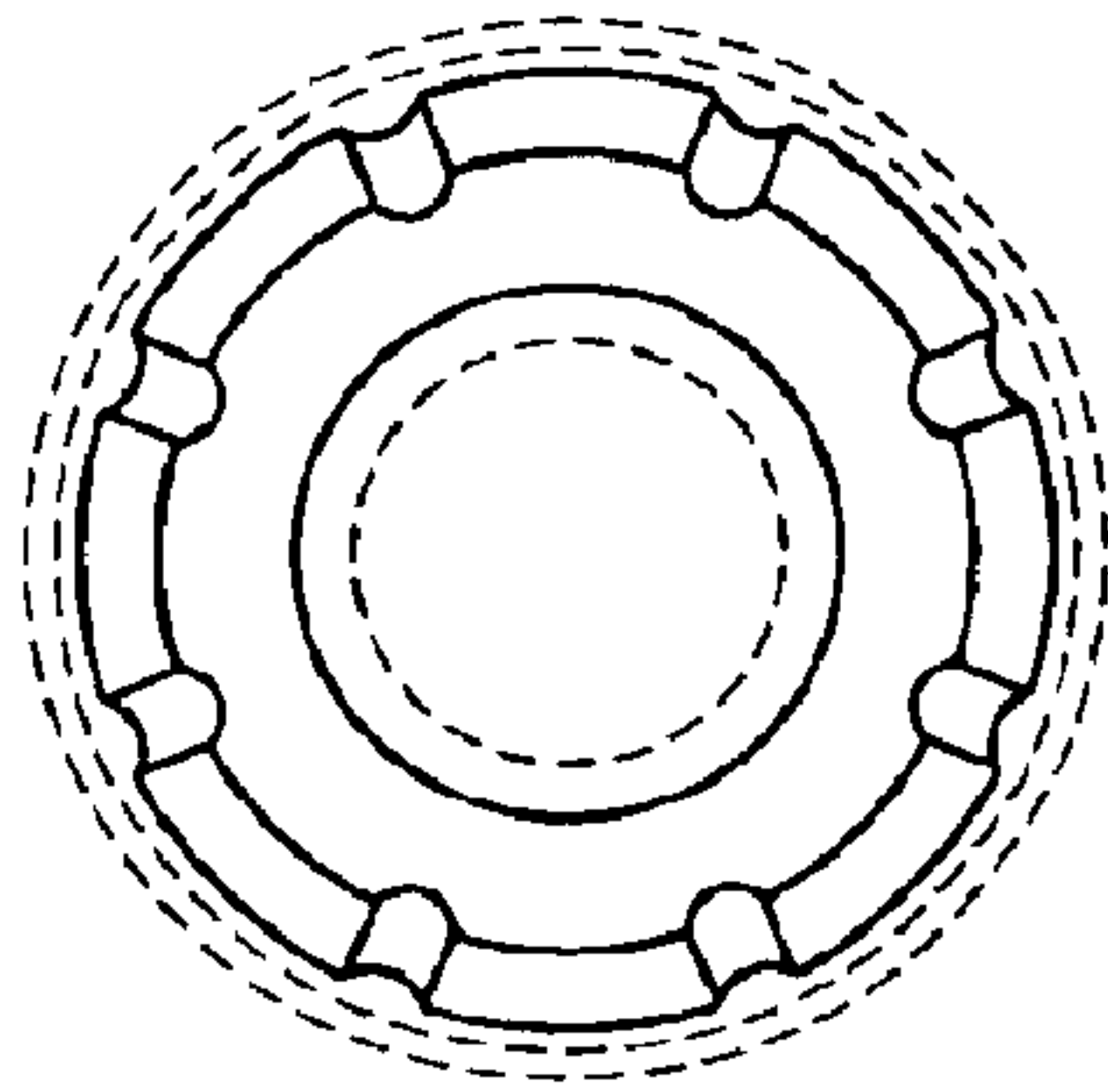


FIG. 3

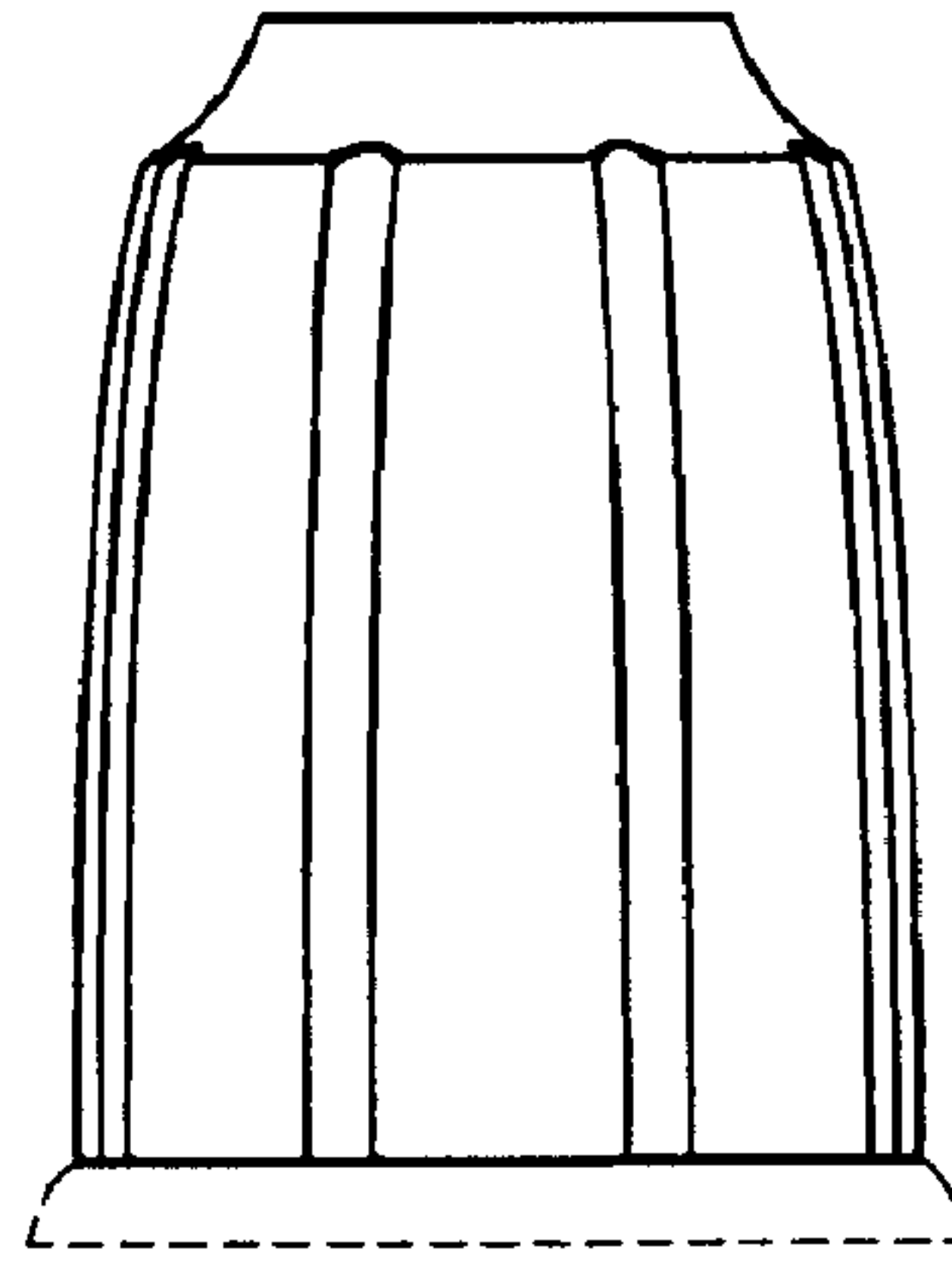


FIG. 4

FIG. 5

