

US00D512115S

(12) **United States Design Patent**  
**Chen**

(10) **Patent No.:** **US D512,115 S**

(45) **Date of Patent:** **\*\* Nov. 29, 2005**

(54) **GOLF DRIVER HEAD COVER**

(75) Inventor: **Xiaojian Chen**, Phoenix, AZ (US)

(73) Assignee: **Karsten Manufacturing Corporation**,  
Phoenix, AZ (US)

(\*\*) Term: **14 Years**

(21) Appl. No.: **29/207,519**

(22) Filed: **Jun. 15, 2004**

(51) **LOC (8) Cl.** ..... **21-02**

(52) **U.S. Cl.** ..... **D21/754**

(58) **Field of Search** ..... D21/754; 150/160

(56) **References Cited**

**U.S. PATENT DOCUMENTS**

D179,591 S	*	1/1957	Clark	.....	D21/754
D184,827 S	*	4/1959	Mesinger	.....	D21/754
D198,093 S	*	4/1964	Bates	.....	D21/754
D221,563 S	*	8/1971	Bourgeols	.....	D21/754
3,821,976 A	*	7/1974	Smith et al.	.....	150/160
4,667,716 A		5/1987	Solheim		
D443,667 S	*	6/2001	Batista et al.	.....	D21/754
6,321,805 B1		11/2001	Suggs		
6,374,882 B1	*	4/2002	McLoughlin	.....	150/160

D469,491 S	*	1/2003	Bradshaw	.....	D21/754
D477,042 S	*	7/2003	Bradshaw	.....	D21/754
D484,209 S	*	12/2003	Oldknow et al.	.....	D21/754

\* cited by examiner

*Primary Examiner*—Mitchell Siegel

(57) **CLAIM**

The ornamental design for a golf driver head cover, as shown and described.

**DESCRIPTION**

FIG. 1 is a perspective view of the a golf driver head cover showing my new design;

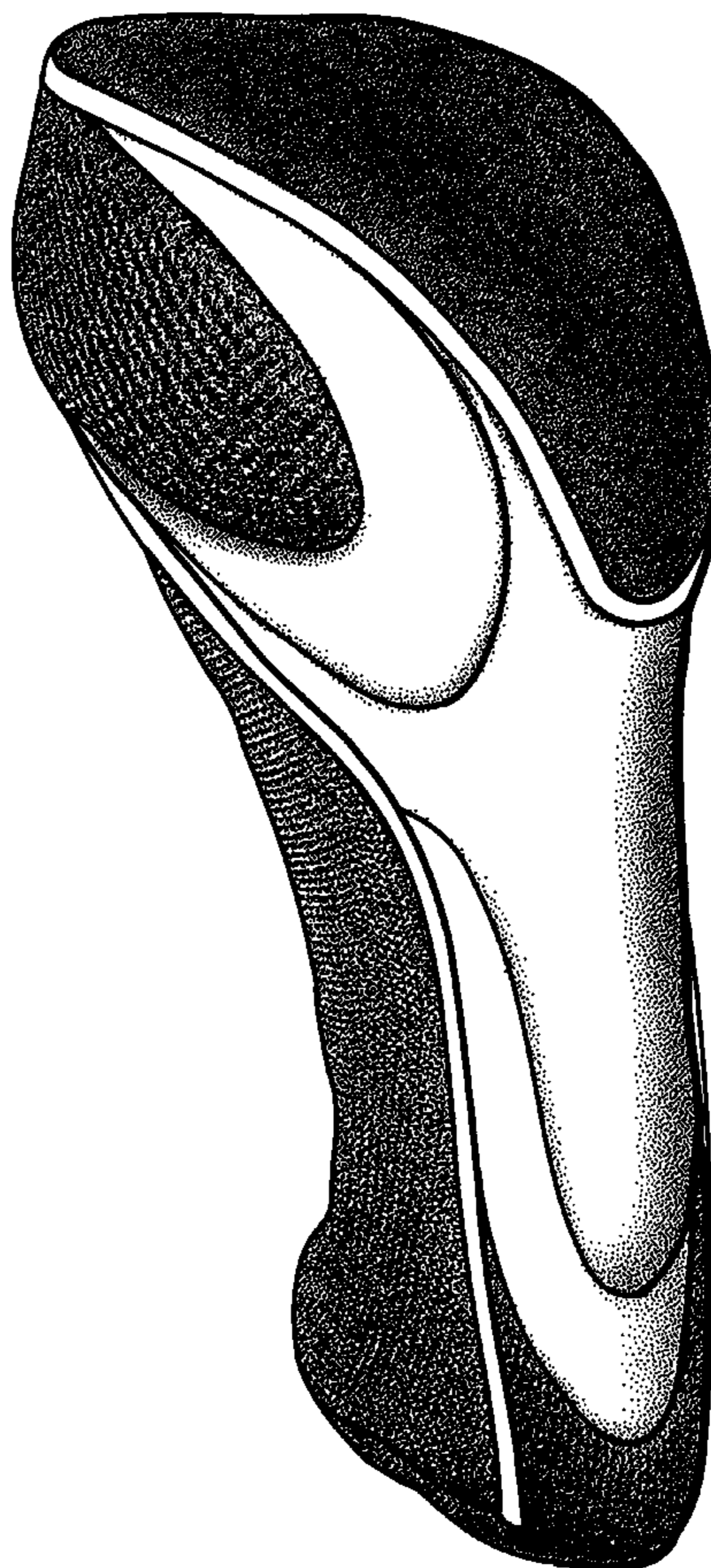
FIG. 2 is a top view of the golf driver head cover shown in FIG. 1;

FIG. 3 is a front elevational view of the golf driver head cover shown in FIG. 1;


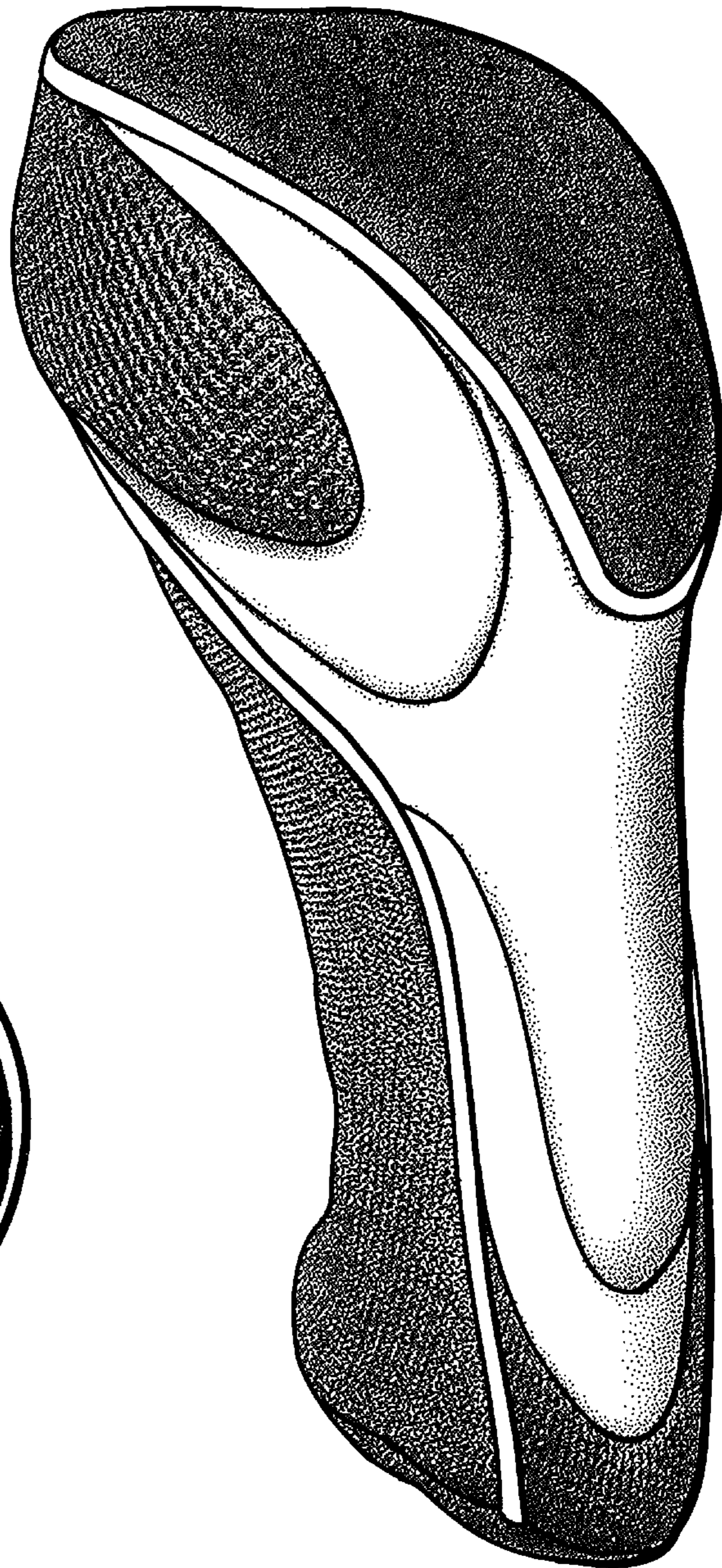
FIG. 4 is a side elevational view of the golf driver head taken from the left in FIG. 3, the opposite side elevational view taken from the right in FIG. 3 being a mirror image thereof; and,

FIG. 5 is a rear elevational view of the golf driver head cover shown in FIG. 1.

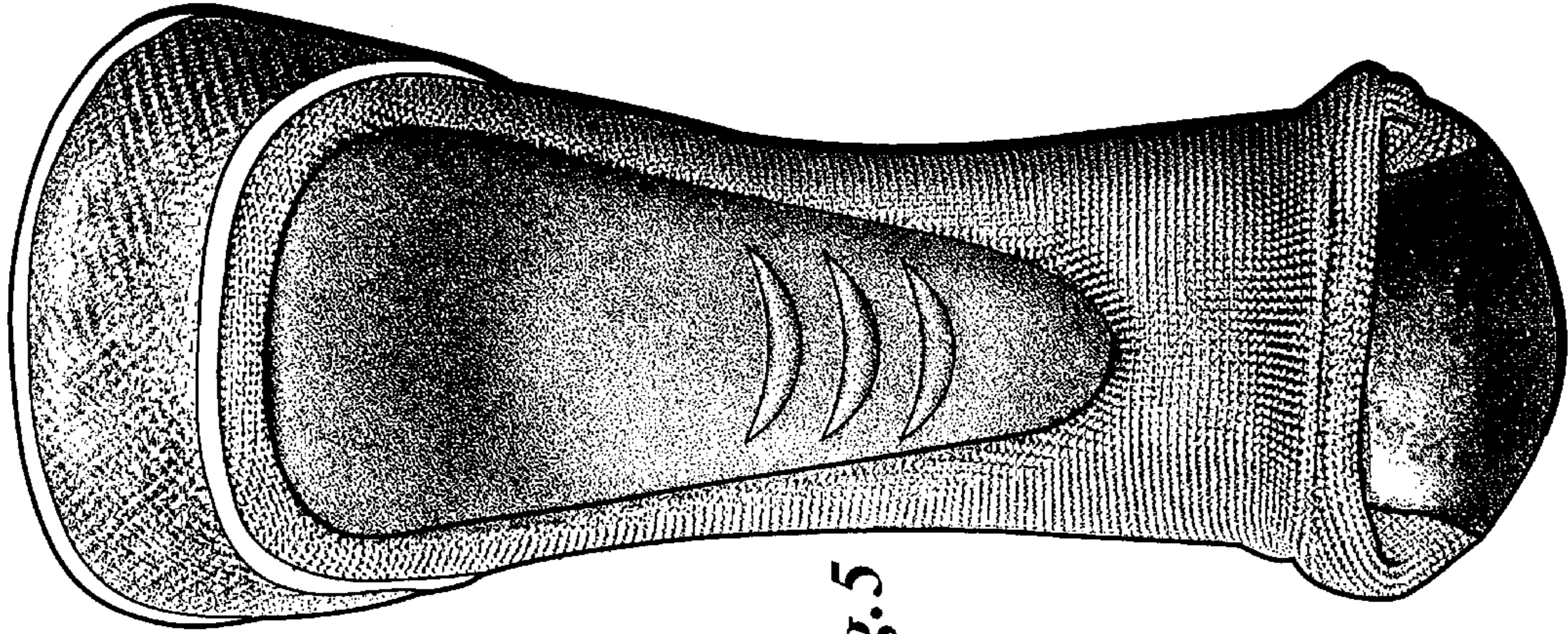
**1 Claim, 2 Drawing Sheets**



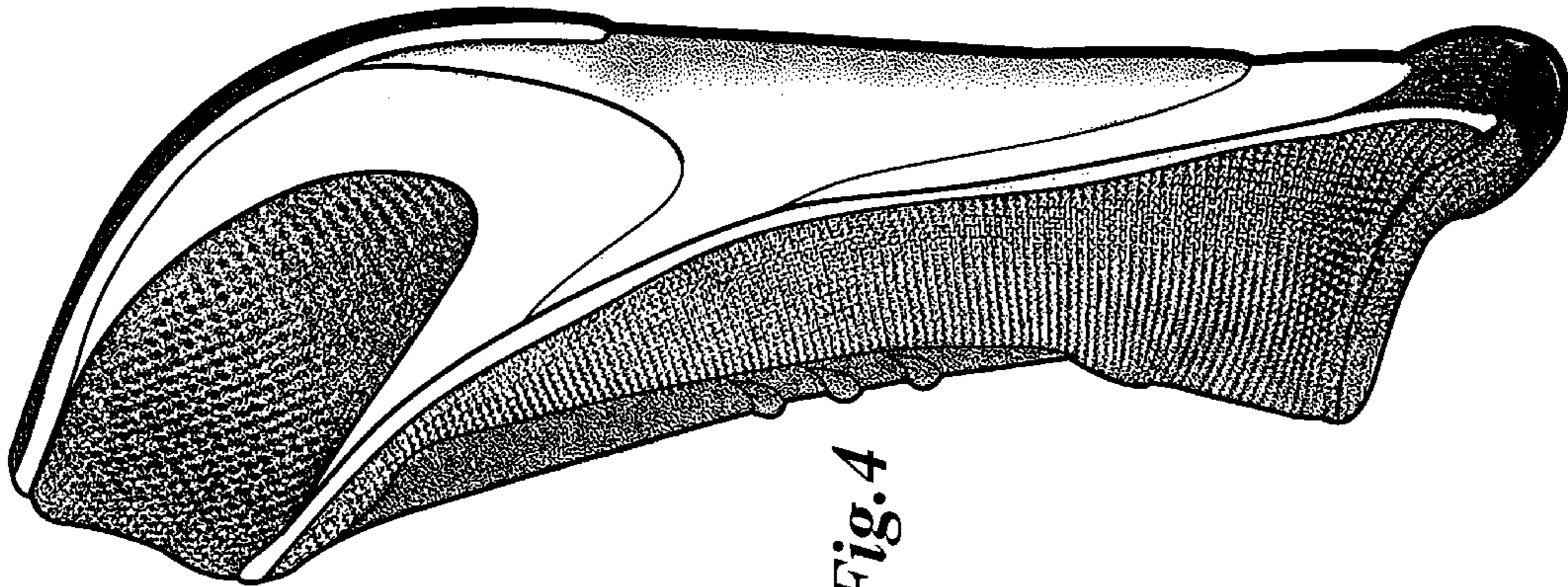
*Fig.1*



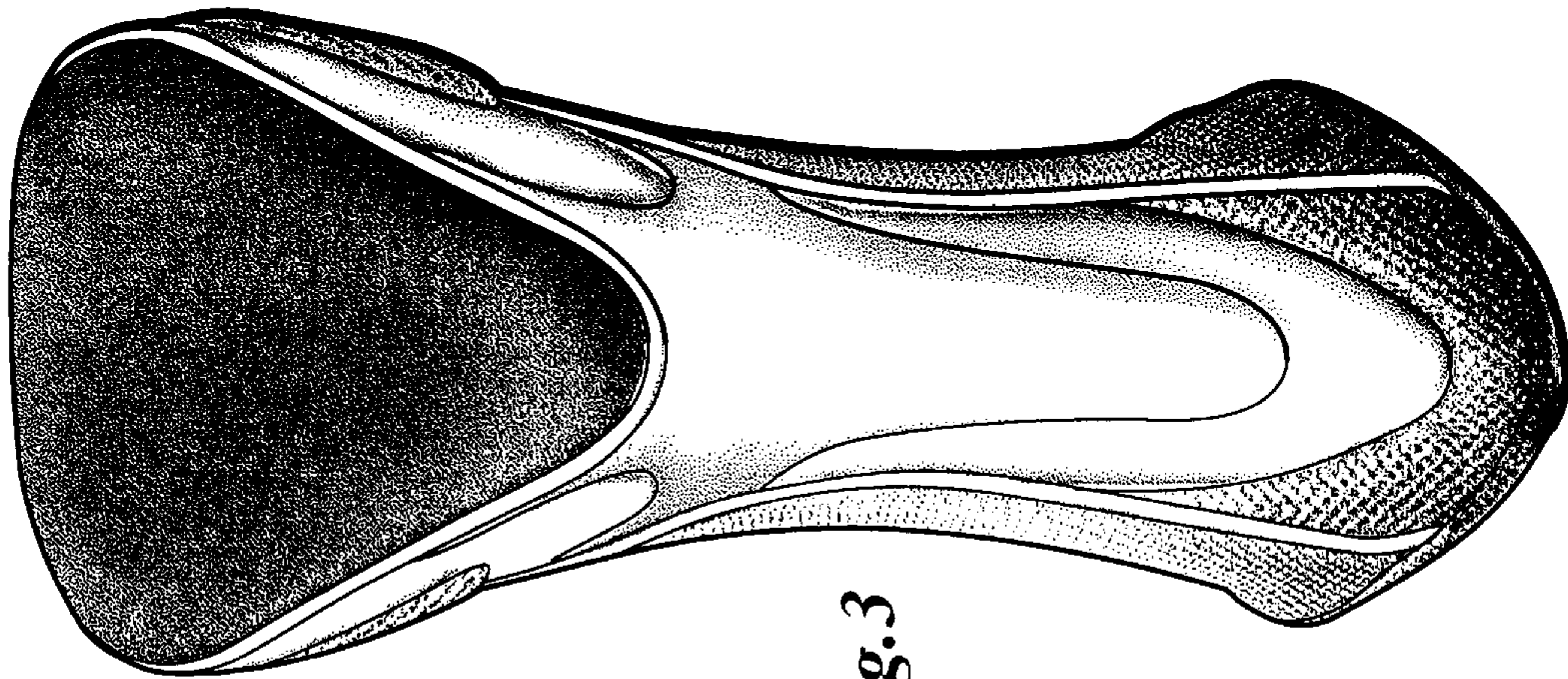
*Fig.2*



*Fig. 5*



*Fig. 4*



*Fig. 3*