



US00D512114S

(12) **United States Design Patent**
Garcia

(10) **Patent No.:** **US D512,114 S**
(45) **Date of Patent:** **** Nov. 29, 2005**

(54) **GOLF CLUB HEAD**

D380,514 S * 7/1997 Markley D21/741

(76) **Inventor:** **Larry Garcia**, 396 Oakland Beach Ave., Rye, NY (US) 10580

OTHER PUBLICATIONS

U.S. Appl. No. 29/163,484.*

(**) **Term:** **14 Years**

* cited by examiner

(21) **Appl. No.:** **29/208,940**

Primary Examiner—Mitchell Siegel

(22) **Filed:** **Jul. 9, 2004**

(57) **CLAIM**

(51) **LOC (8) Cl.** **21-02**

I claim the ornamental design for a golf club head, as shown in the drawing.

(52) **U.S. Cl.** **D21/742**

(58) **Field of Search** D21/736-746;
473/324-331, 251-256, 340, 341

DESCRIPTION

(56) **References Cited**

FIG. 1 is a perspective view of a golf club head showing my new design.

U.S. PATENT DOCUMENTS

FIG. 2 is a top plan view thereof.

D235,074 S * 5/1975 McCabe D21/744

FIG. 3 is a left side elevation view thereof.

D294,511 S * 3/1988 Durket D21/742

FIG. 4 is a right side elevation view thereof.

D297,445 S * 8/1988 Shearer D21/743

FIG. 5 is a bottom plan view thereof.

D318,088 S * 7/1991 Antonious D21/740

FIG. 6 is a front elevation view thereof; and,

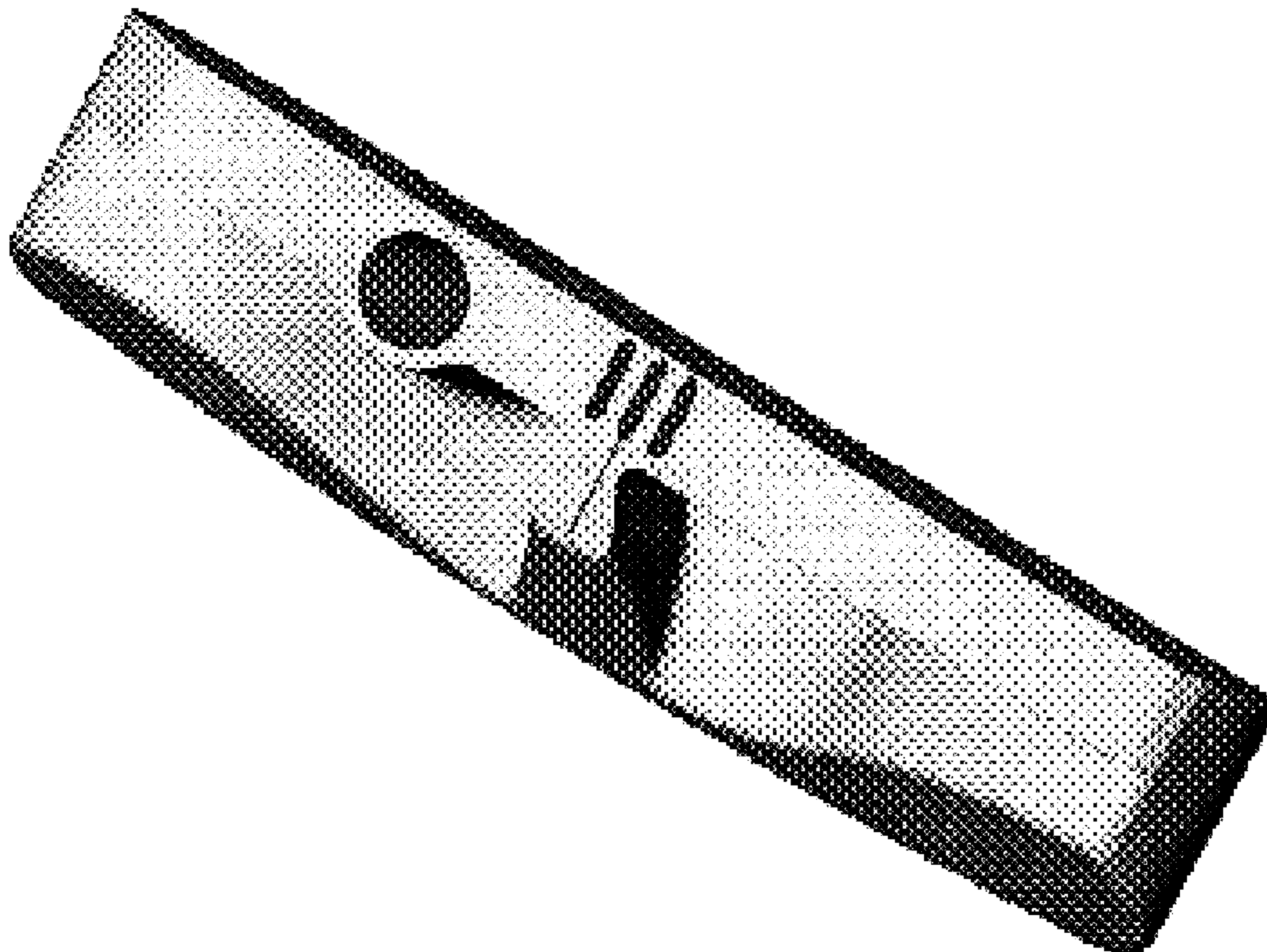
D322,829 S * 12/1991 Antonious D21/742

FIG. 7 is a rear elevation view thereof.

D360,669 S * 7/1995 Buscemi et al. D21/743

D360,670 S * 7/1995 Nilsson D21/741

1 Claim, 2 Drawing Sheets






FIG. 3

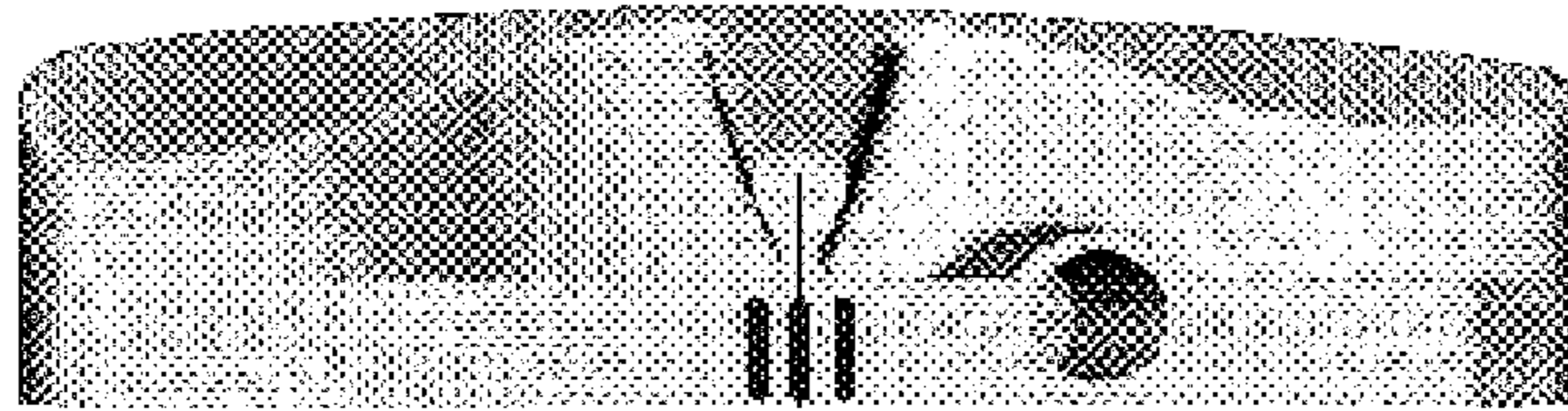


FIG. 2




FIG. 4

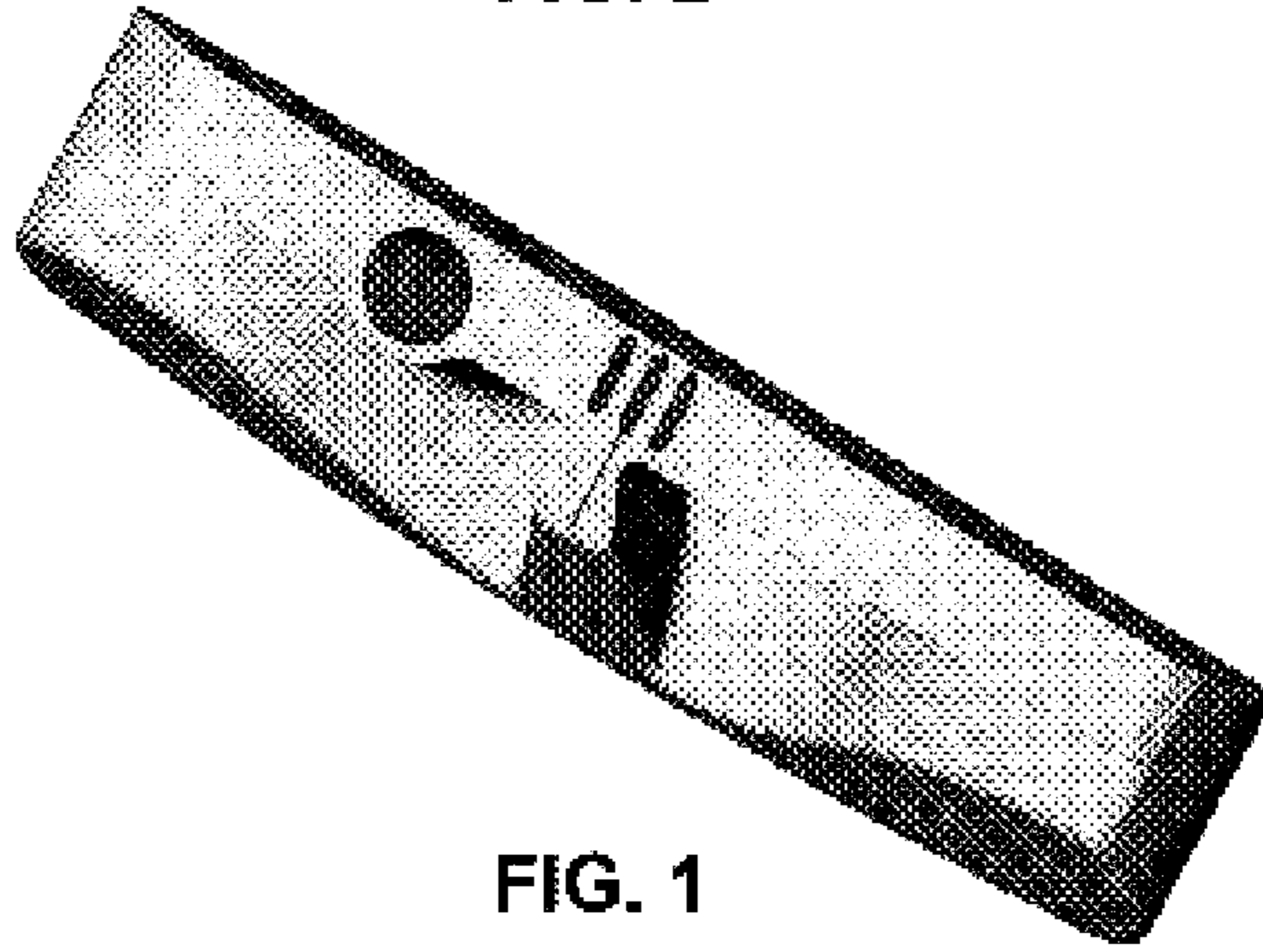


FIG. 1

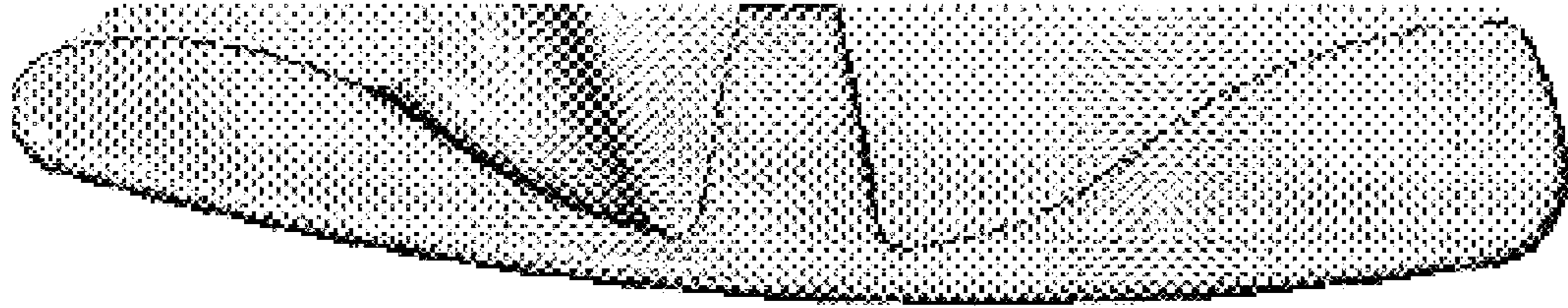


FIG. 7




FIG. 6




FIG. 5