



US00D512112S

(12) **United States Design Patent**  
**Nagano**

(10) **Patent No.:** **US D512,112 S**

(45) **Date of Patent:** **\*\* Nov. 29, 2005**

(54) **EXERCISING MACHINE**

(75) **Inventor:** **Toshiyuki Nagano, Takarazuka (JP)**

(73) **Assignee:** **Cateye Co., Ltd., Osaka (JP)**

(\*\*) **Term:** **14 Years**

(21) **Appl. No.:** **29/205,928**

(22) **Filed:** **May 21, 2004**

(30) **Foreign Application Priority Data**

Nov. 28, 2003 (JP) ..... 2003-035542

(51) **LOC (8) Cl.** ..... **21-02**

(52) **U.S. Cl.** ..... **D21/668**

(58) **Field of Search** ..... D21/662, 663,  
D21/664, 667, 668, 670; 482/51, 52, 53,  
54, 57, 70

(56) **References Cited**

**U.S. PATENT DOCUMENTS**

D410,978 S \* 6/1999 Littrell et al. .... D21/668  
6,007,462 A \* 12/1999 Chen ..... 482/57  
D429,781 S \* 8/2000 Arnold et al. .... D21/668

6,238,321 B1 \* 5/2001 Arnold et al. .... 482/52  
D449,356 S \* 10/2001 Arnold et al. .... D21/668  
6,390,954 B1 \* 5/2002 Lee ..... 482/57  
D459,773 S \* 7/2002 Hsiung ..... D21/668  
D464,688 S \* 10/2002 May et al. .... D21/668  
D464,689 S \* 10/2002 May et al. .... D21/668  
D465,000 S \* 10/2002 Arnold et al. .... D21/668

\* cited by examiner

*Primary Examiner*—Philip S. Hyder

(74) *Attorney, Agent, or Firm*—Olson & Hierl, Ltd.

(57) **CLAIM**

The ornamental design for an exercising machine, as shown.

**DESCRIPTION**

FIG. 1 is a front view of an exercising machine showing my new design;

FIG. 2 is a rear view thereof;

FIG. 3 is a top plan view thereof;

FIG. 4 is a bottom plan view thereof;

FIG. 5 is a right side view thereof;

FIG. 6 is a left side view thereof; and,

FIG. 7 is a perspective view thereof.

**1 Claim, 3 Drawing Sheets**




FIG.1

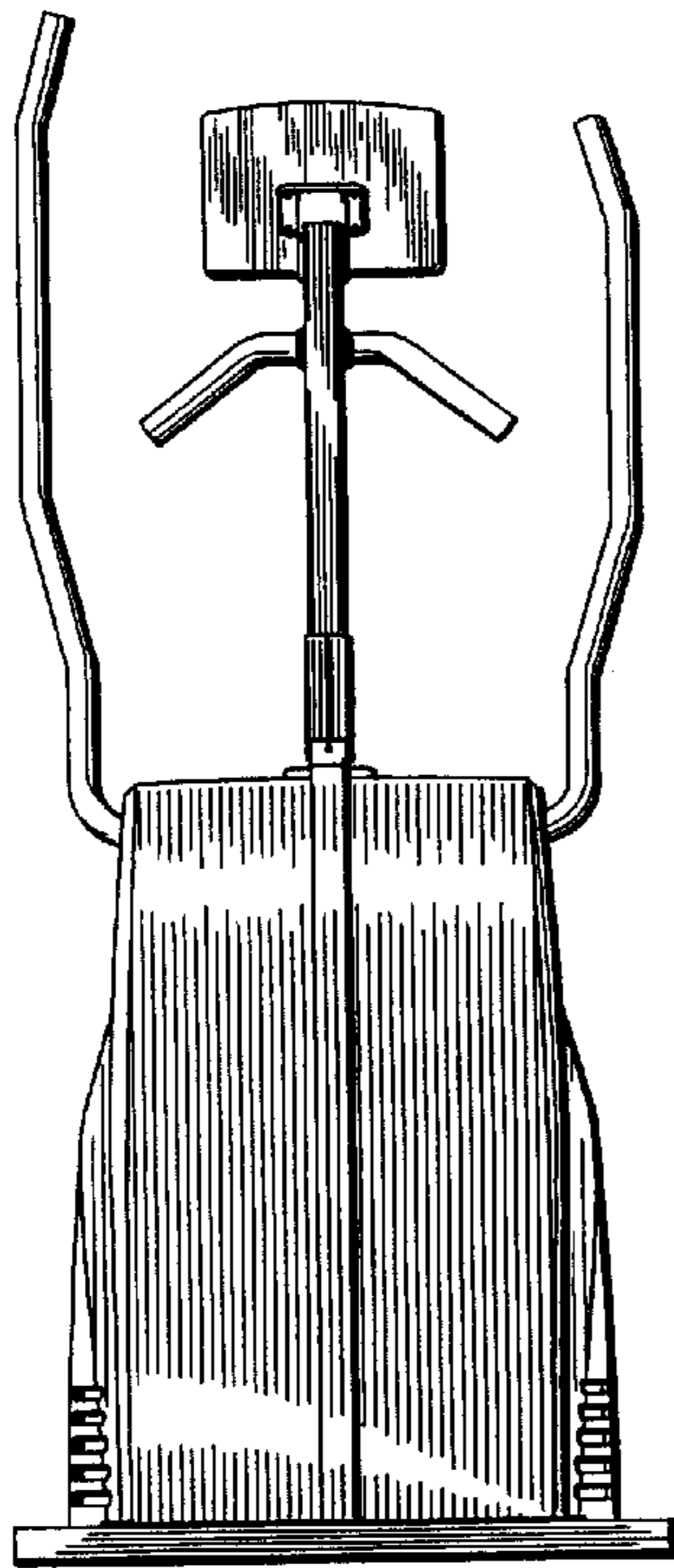


FIG.2

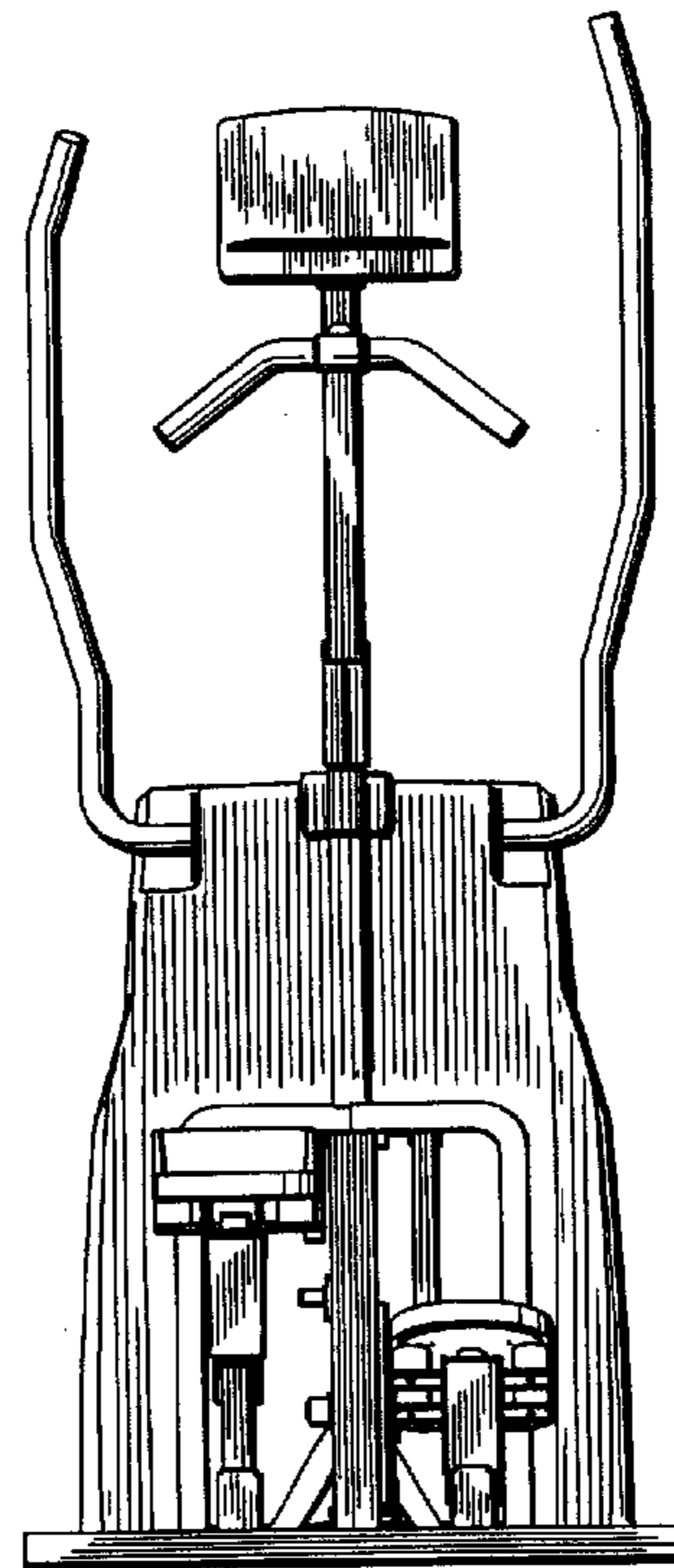


FIG.3

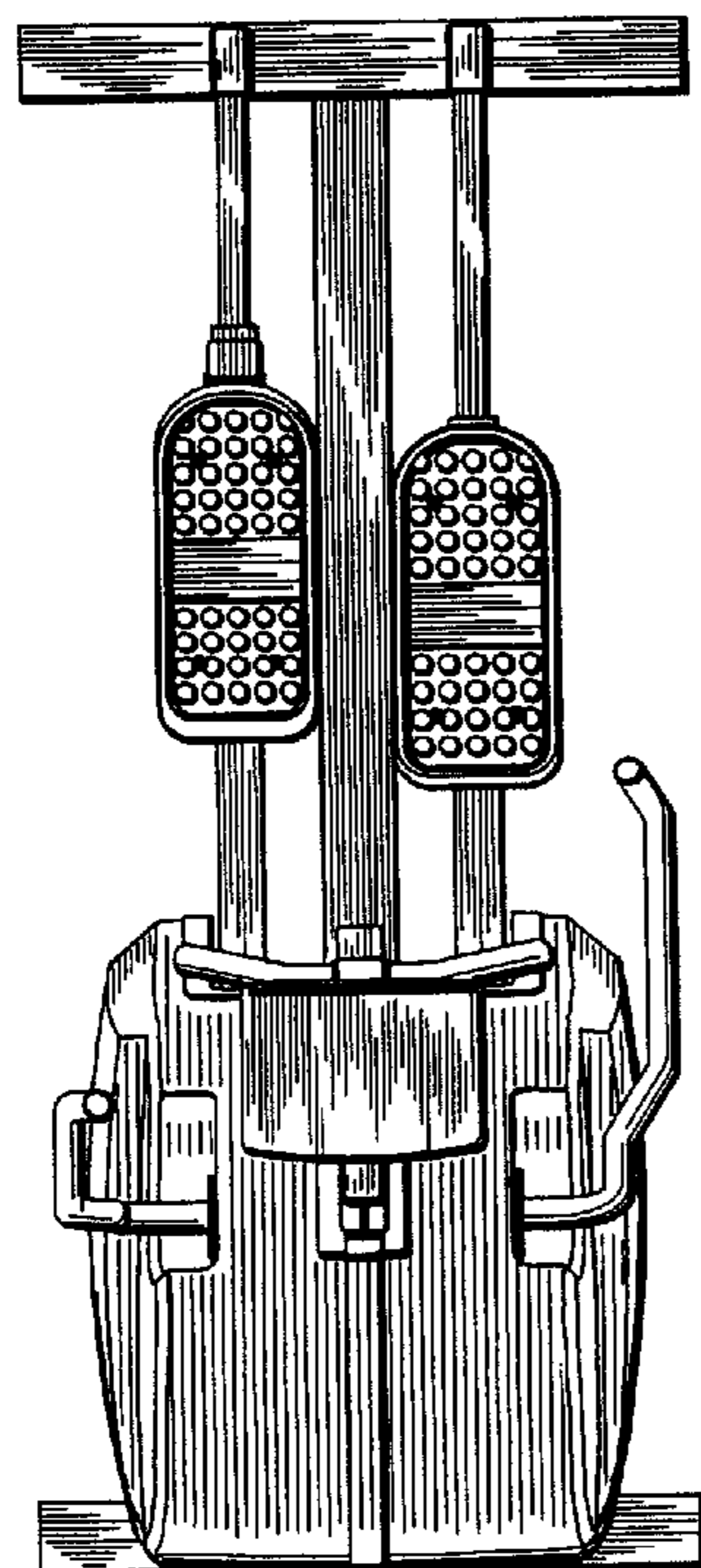


FIG.4

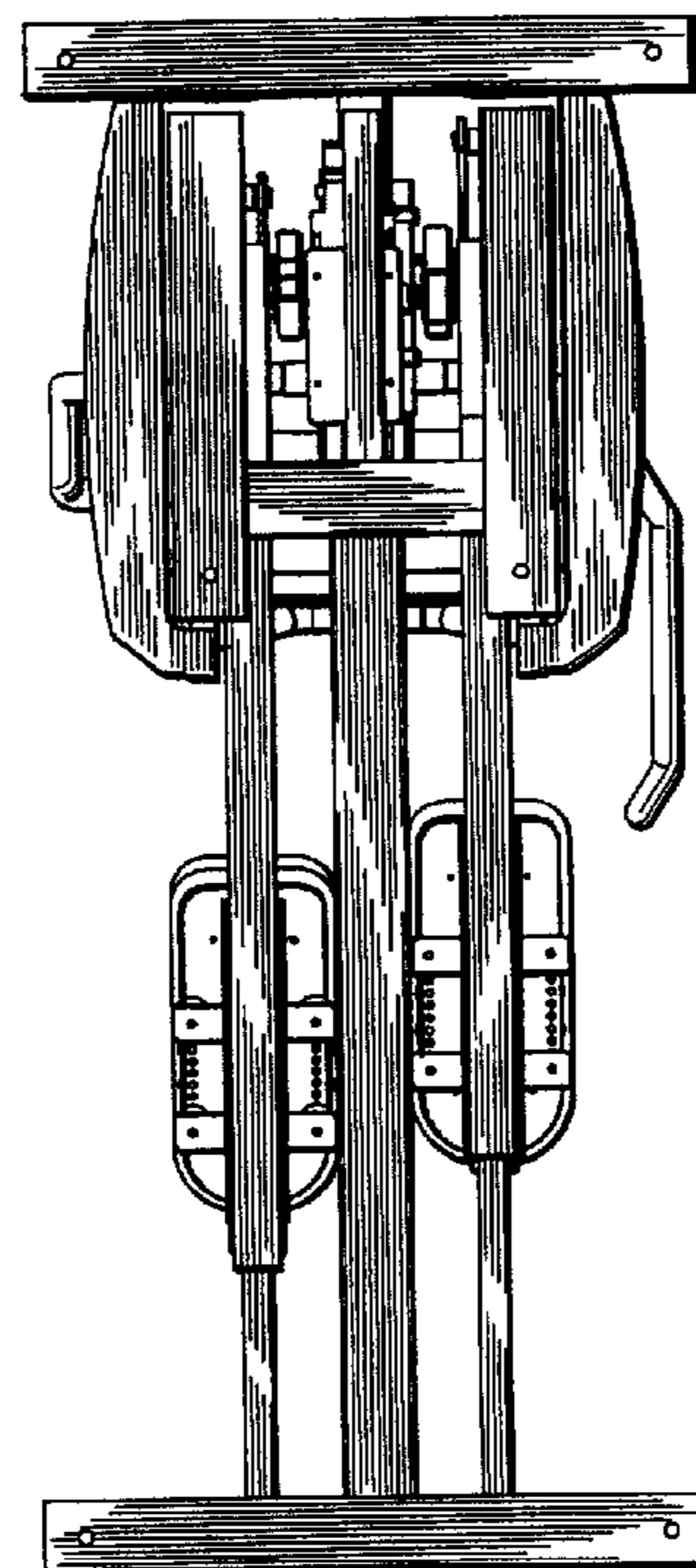


FIG.5

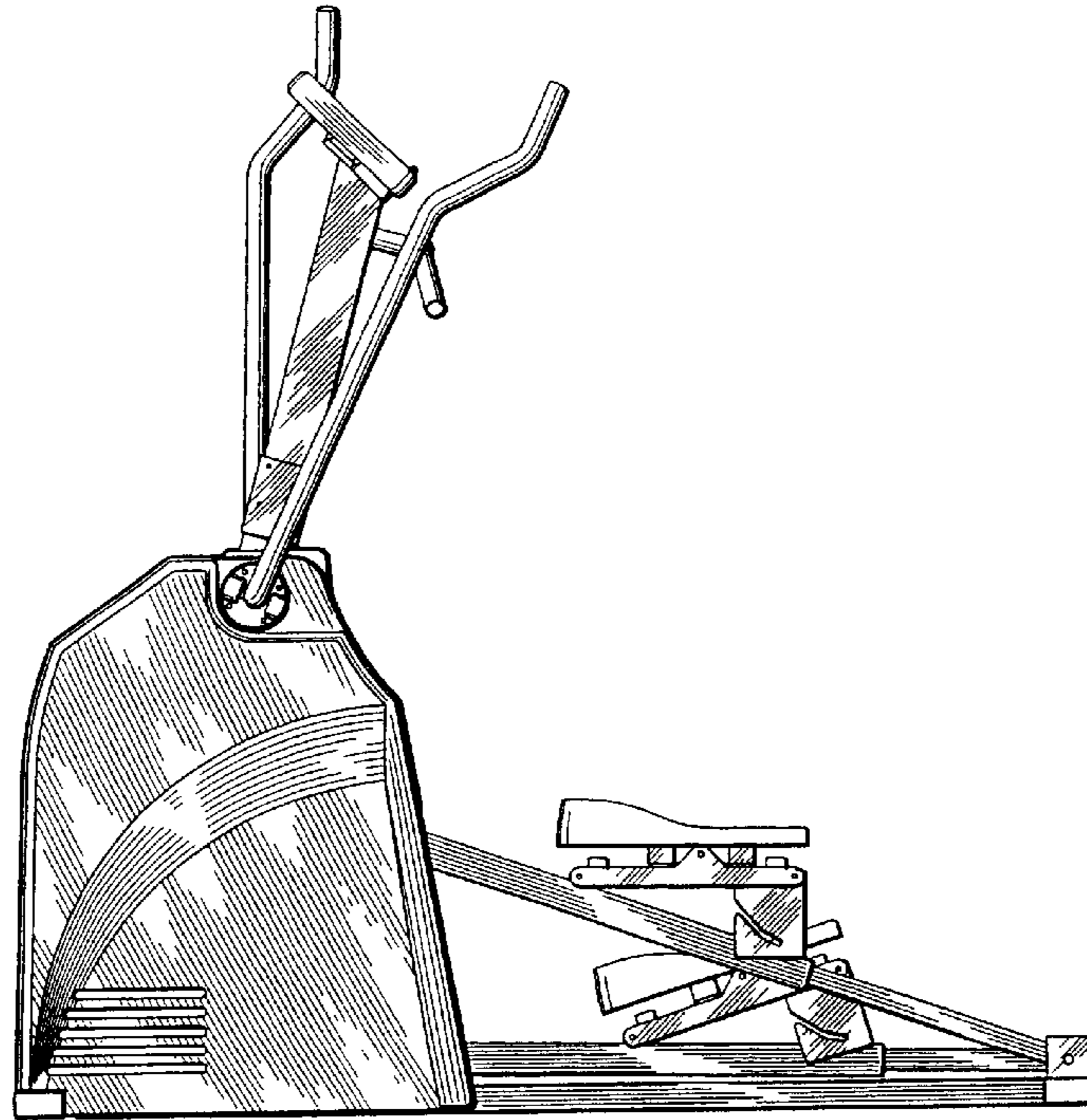


FIG.6




FIG. 7

