



US00D512098S

(12) **United States Design Patent**  
**Qiu**

(10) **Patent No.: US D512,098 S**

(45) **Date of Patent: \*\* \*Nov. 29, 2005**

(54) **MECHANICAL PENCIL**

(75) Inventor: **Zhiming Qiu**, Ningbo (CN)

(73) Assignee: **Ningbo Beifa Group Co., Ltd.**, Ningbo (CN)

(\*) Notice: This patent is subject to a terminal disclaimer.

(\*\*) Term: **14 Years**

(21) Appl. No.: **29/216,570**

(22) Filed: **Nov. 5, 2004**

(30) **Foreign Application Priority Data**

Jun. 30, 2004 (CN) ..... 2004301504900

(51) **LOC (8) Cl.** ..... **19-06**

(52) **U.S. Cl.** ..... **D19/48; D19/55; D19/56**

(58) **Field of Search** ..... D19/35, 36, 41-51,  
D19/53-58, 81-85; 401/6, 7, 88, 99-102,  
103-106, 107-117, 209; 24/10 R, 11 R,  
11 P, 11 PP

(56) **References Cited**

**U.S. PATENT DOCUMENTS**

- D286,789 S \* 11/1986 Thompson et al. .... D19/48
- D288,825 S \* 3/1987 Thompson et al. .... D19/48
- D289,304 S \* 4/1987 Giugiaro ..... D19/48

- D418,871 S \* 1/2000 Keda ..... D19/48
- 6,146,038 A \* 11/2000 Mittersinker et al. .... 401/6
- D436,375 S \* 1/2001 Rosenbaum ..... D19/51
- D458,636 S \* 6/2002 Shimizu ..... D19/48
- D468,771 S \* 1/2003 Holland et al. .... D19/51

\* cited by examiner

*Primary Examiner*—Martie K. Holtje

(74) *Attorney, Agent, or Firm*—Christensen O'Connor Johnson Kindness PLLC

(57) **CLAIM**

The ornamental design for a mechanical pencil, as shown and described.

**DESCRIPTION**

FIG. 1 is a rear right perspective view of a mechanical pencil showing my new design, with an eraser extended from one end of the pencil;

FIG. 2 is a right side view of the pencil shown in FIG. 1 with pencil lead extended from the other end of the pencil;

FIG. 3 is a front left perspective view of the pencil shown in FIG. 1 with the eraser retracted into the pencil;

FIG. 4 is a bottom plan view of the pencil shown in FIG. 1;

FIG. 5 is a top plan view thereof;

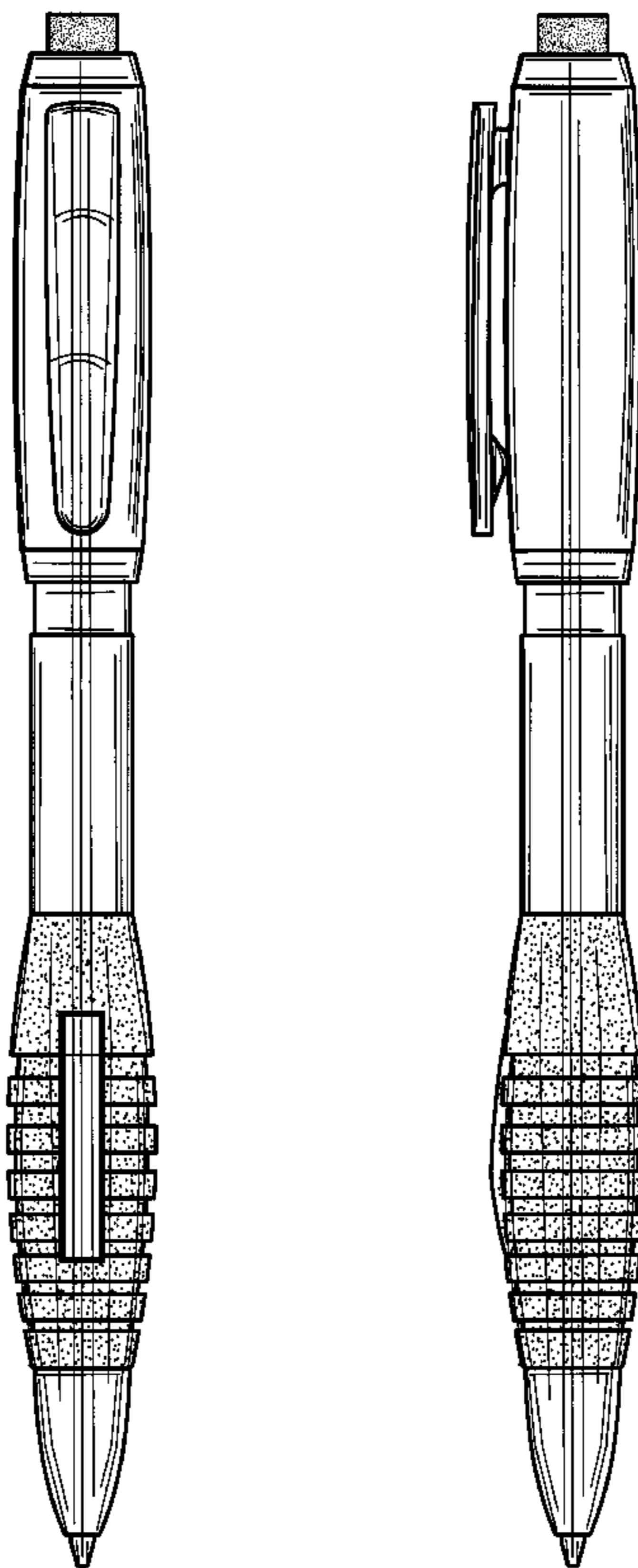
FIG. 6 is a rear elevation view thereof;

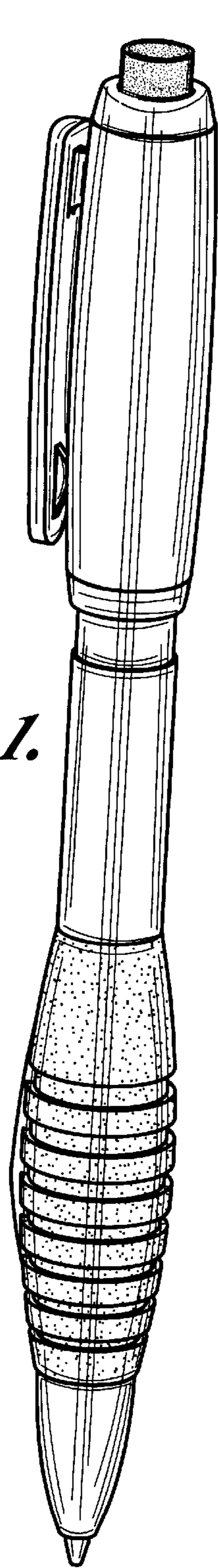
FIG. 7 is a left side view thereof;

FIG. 8 is a front elevation view thereof; and,

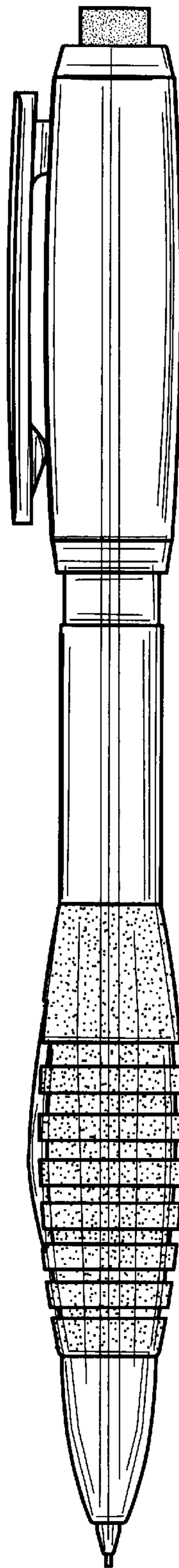
FIG. 9 is a right side view thereof.

**1 Claim, 4 Drawing Sheets**

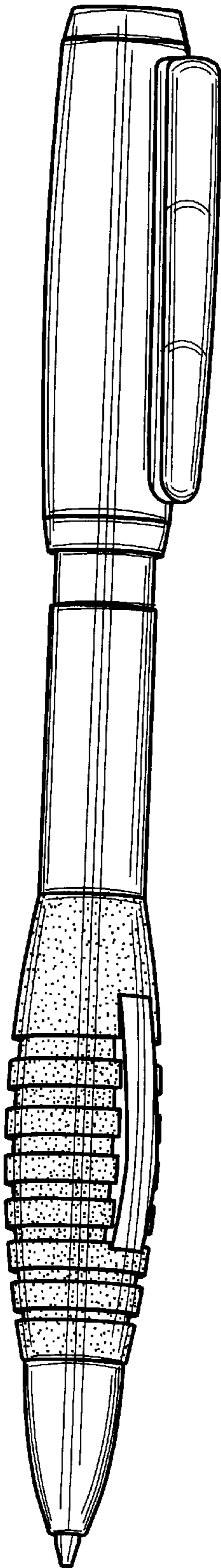




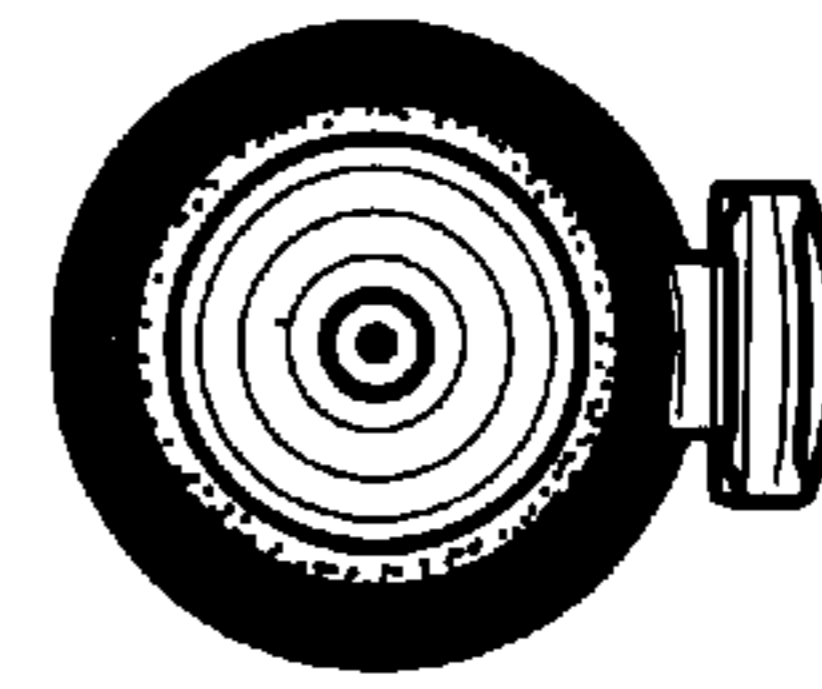
*Fig. 1.*



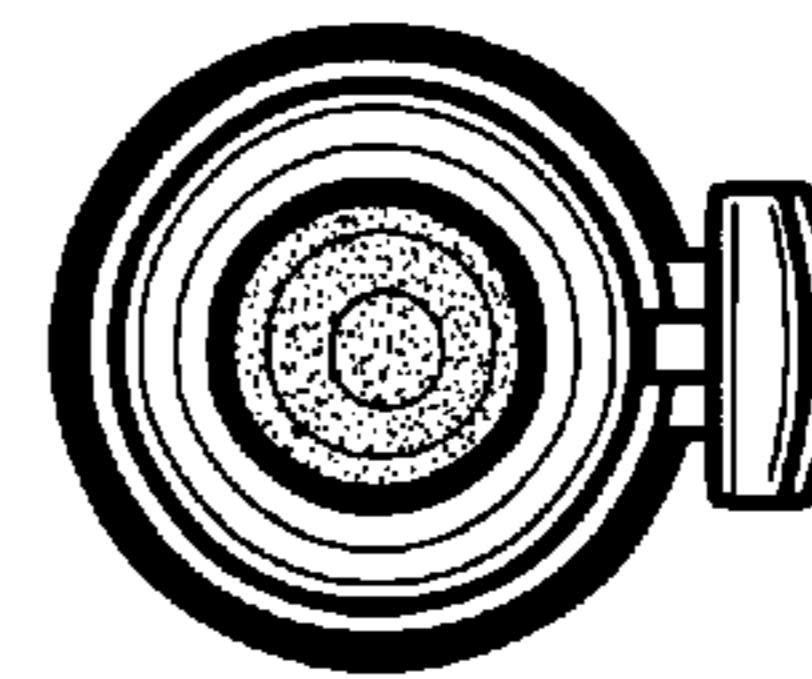
*Fig. 2.*



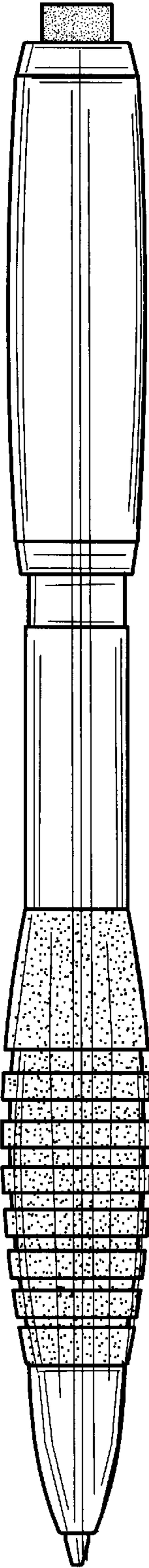
*Fig. 3.*



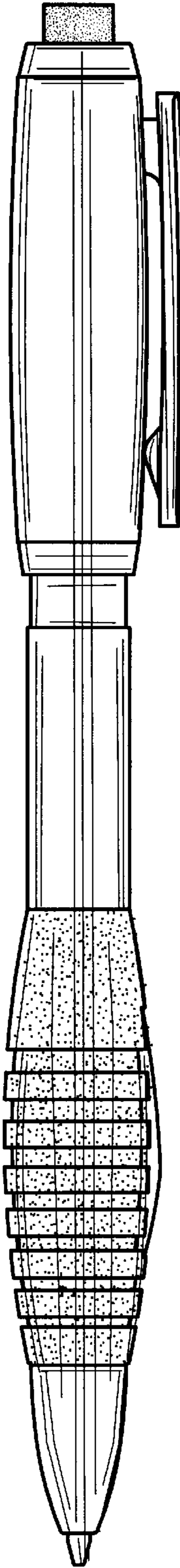
*Fig. 4.*



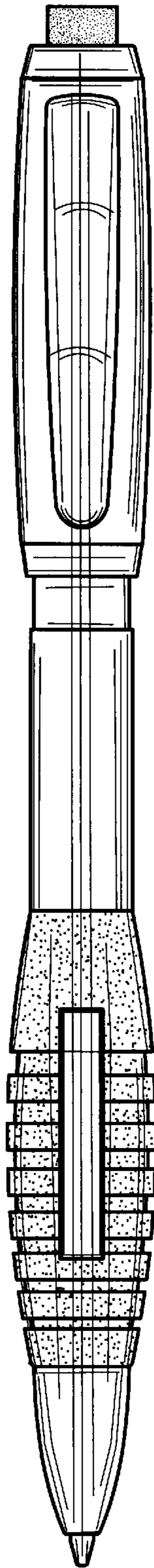
*Fig. 5.*




*Fig. 6.*



*Fig. 7.*



*Fig. 8.*



*Fig. 9.*