



US00D512089S

(12) **United States Design Patent**
Barth

(10) **Patent No.:** **US D512,089 S**

(45) **Date of Patent:** **** Nov. 29, 2005**

(54) **ONE PIECE GUITAR**

(76) **Inventor:** **Thomas G. Barth**, 19 Rte. 10, Building
1-3, Succasunna, NJ (US) 07876

(**) **Term:** **14 Years**

(21) **Appl. No.:** **29/195,754**

(22) **Filed:** **Dec. 17, 2003**

(51) **LOC (8) Cl.** **17-03**

(52) **U.S. Cl.** **D17/19; D17/14**

(58) **Field of Search** **D17/14, 17, 18,**
D17/19, 20; 84/267, 291, 293

(56) **References Cited**

U.S. PATENT DOCUMENTS

- D90,472 S * 8/1933 Bowman D17/19
- D161,075 S * 12/1950 Alkire D17/19
- 3,943,816 A * 3/1976 Goursau 84/293
- D276,352 S 11/1984 Kaman D17/14
- D407,739 S 4/1999 Park D17/14
- D410,024 S * 5/1999 Eventoff et al. D17/14

- 6,120,910 A * 9/2000 Szenics 84/267
- D441,391 S * 5/2001 Cronos et al. D17/14
- D475,734 S 6/2003 Jordan D17/20

* cited by examiner

Primary Examiner—Adir Aronovich
(74) *Attorney, Agent, or Firm*—Lerner, David, Littenberg,
Krumholz & Mentlik, LLP

(57) **CLAIM**

The ornamental design for a one piece guitar, as shown and described.

DESCRIPTION

FIG. 1 is a perspective view of the present invention;
FIG. 2 is a front elevational view of the present invention;
FIG. 3 is a rear elevational view thereof;
FIG. 4 is a bottom plan view thereof;
FIG. 5 is a top plan view thereof; and,
FIG. 6 is a right side elevational view thereof (the left-side
elevational view being a mirror image).

1 Claim, 5 Drawing Sheets




FIG. 1

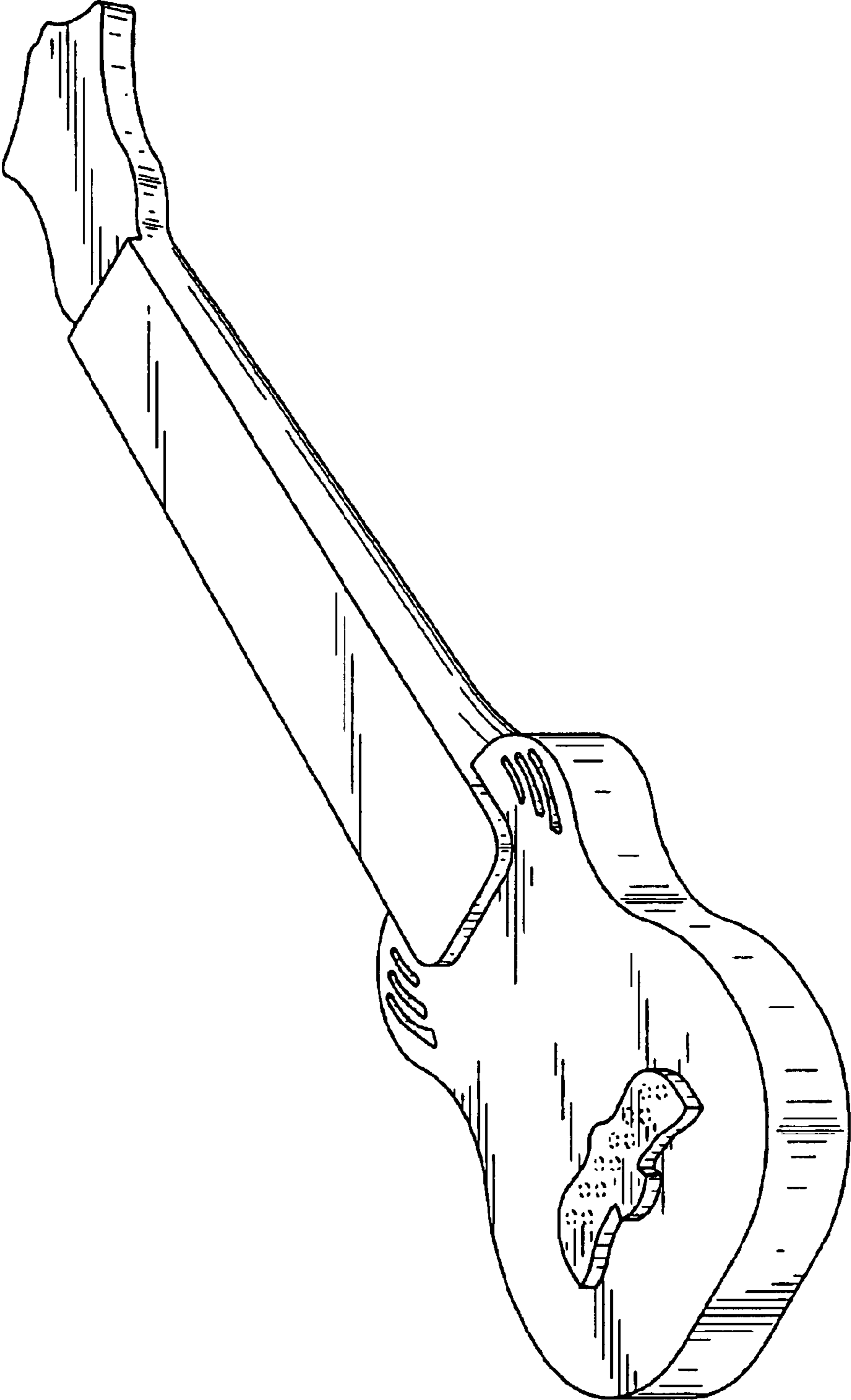


FIG. 2

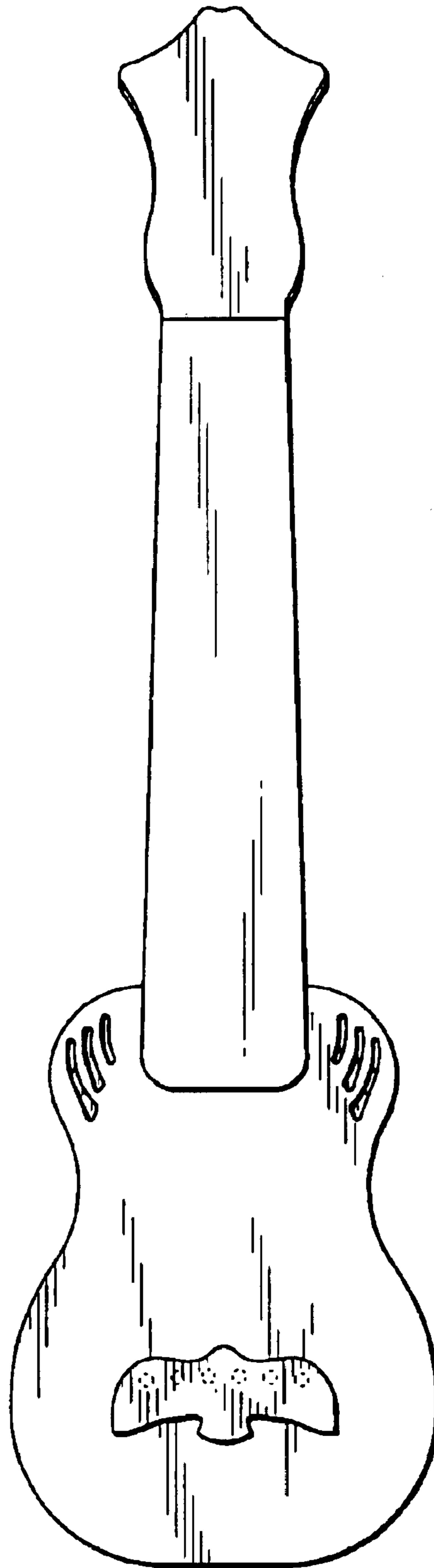


FIG. 3

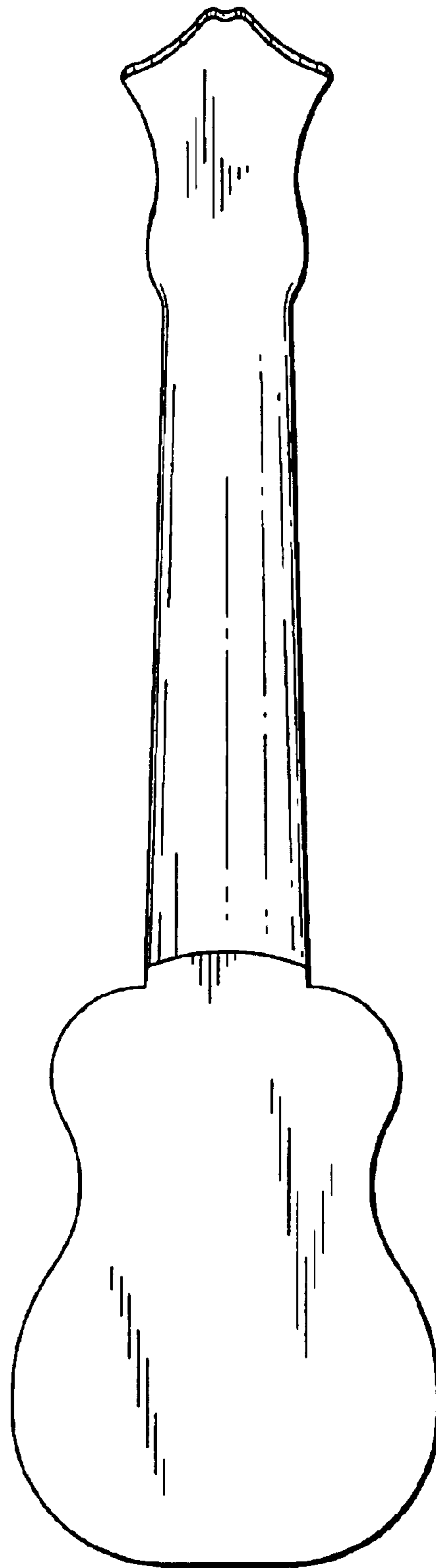


FIG. 4

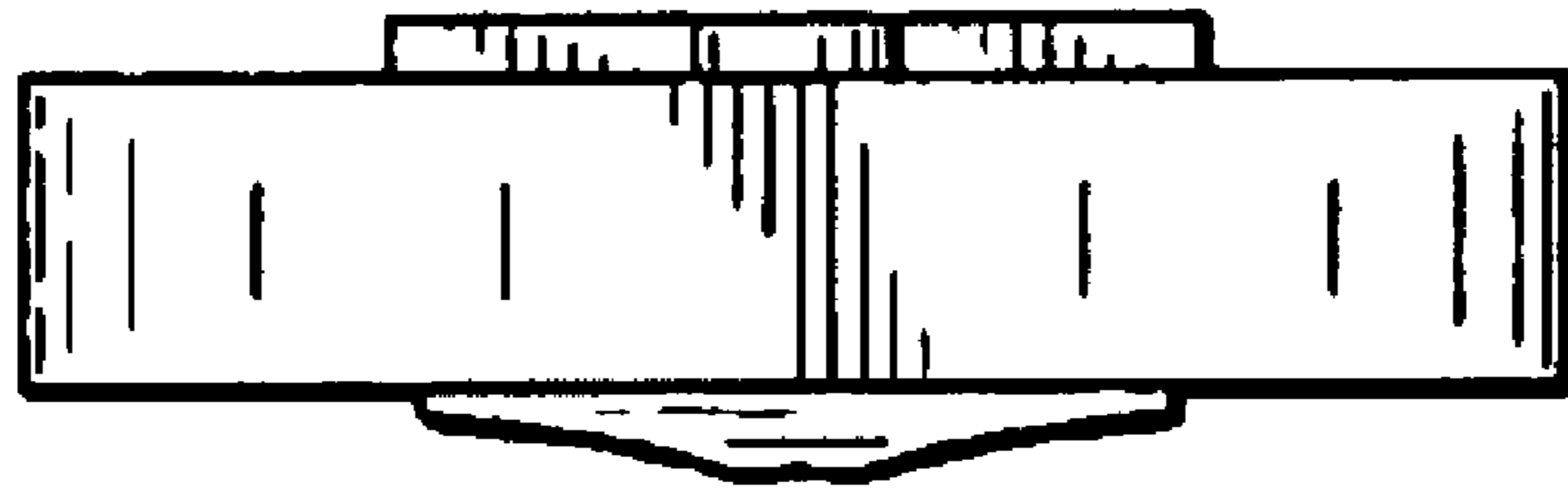


FIG. 5

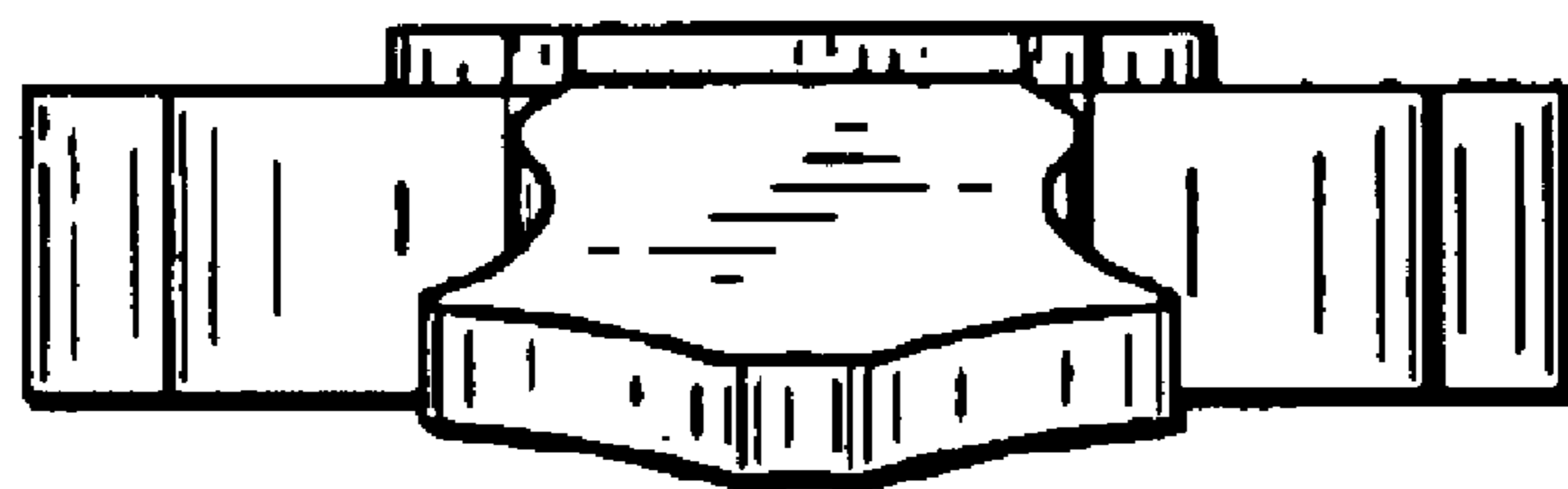


FIG. 6

