



US00D512058S

(12) **United States Design Patent**
Ball

(10) **Patent No.: US D512,058 S**

(45) **Date of Patent: ** Nov. 29, 2005**

(54) **HAND-HELD COMPUTER**

(75) **Inventor: Alan Ball, Somerville, MA (US)**

(73) **Assignee: Pepper Computer, Lexington, MA (US)**

(**) **Term: 14 Years**

(21) **Appl. No.: 29/192,829**

(22) **Filed: Oct. 30, 2003**

(51) **LOC (8) Cl. 14-02**

(52) **U.S. Cl. D14/342**

(58) **Field of Search D14/341-346,
D14/138; D19/26, 59, 60; 341/22, 23; 345/156,
168, 169, 172, 173, 87; 349/12; 361/680-686;
178/18.03**

D483,361 S	*	12/2003	Yao et al.	D14/374
D487,742 S		3/2004	Huang et al.	14/341
D487,891 S		3/2004	Yang et al.	14/316
D488,465 S		4/2004	Gartrell et al.	14/247
D490,420 S		5/2004	Solomon et al.	14/341

OTHER PUBLICATIONS

U.S. Appl. No. 29/209,316, Ball, filed Jul. 14, 2004,
U.S. Appl. No. 10/977,480, Ball, filed Oct. 29, 2004.

* cited by examiner

Primary Examiner—Freda S. Nunn

(74) *Attorney, Agent, or Firm*—Wilmer Cutler Pickering
Hale and Dorr LLP

(57) **CLAIM**

The ornamental design for a hand-held computer, as shown
and described.

(56) **References Cited**

U.S. PATENT DOCUMENTS

D346,366 S	*	4/1994	Kim et al.	D14/342
D363,468 S		10/1995	Mieki et al.	14/100
5,664,338 A		7/1997	Bowan	
5,832,065 A		11/1998	Bannister et al.	
D445,418 S	*	7/2001	Chen	D14/341
D449,044 S		10/2001	Prichard	14/341
D451,505 S	*	12/2001	Iseki et al.	D14/341
D453,149 S	*	1/2002	Skoger et al.	D14/138
6,411,989 B1		6/2002	Anupam et al.	
6,580,932 B1		6/2003	Finke-Anlauff	
6,598,374 B1		7/2003	Moller et al.	

DESCRIPTION

FIG. 1 is a front view of a hand-held computer showing my
new design;

FIG. 2 is a left side view thereof;

FIG. 3 is a rear view thereof;


FIG. 4 is a top view thereof; and,

FIG. 5 is a bottom view thereof.

The broken lines are shown in the views for illustrative
purposes only and form no part of the claimed design.

The right side view is a mirror image of the left side view.

1 Claim, 2 Drawing Sheets



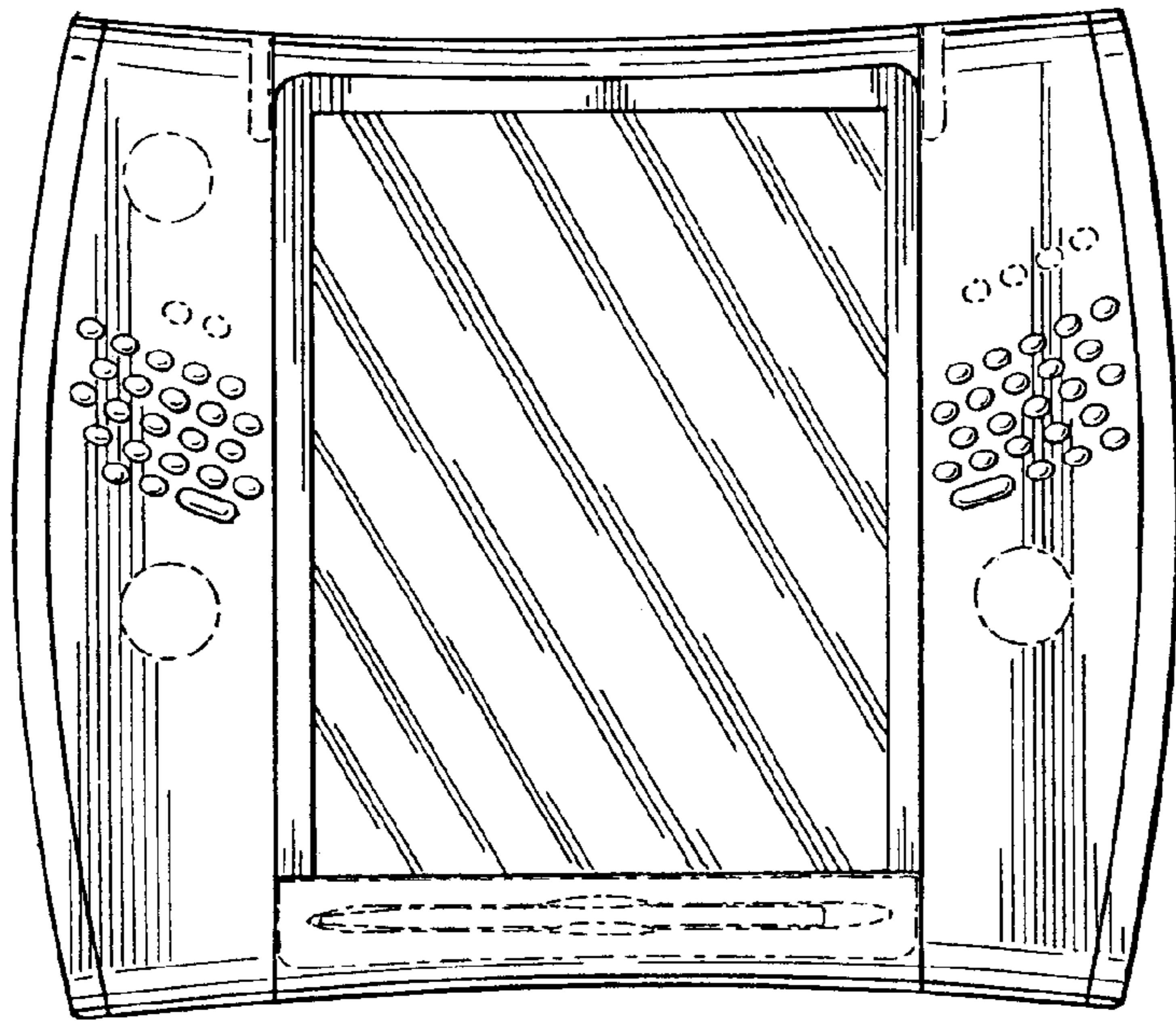


Fig. 1

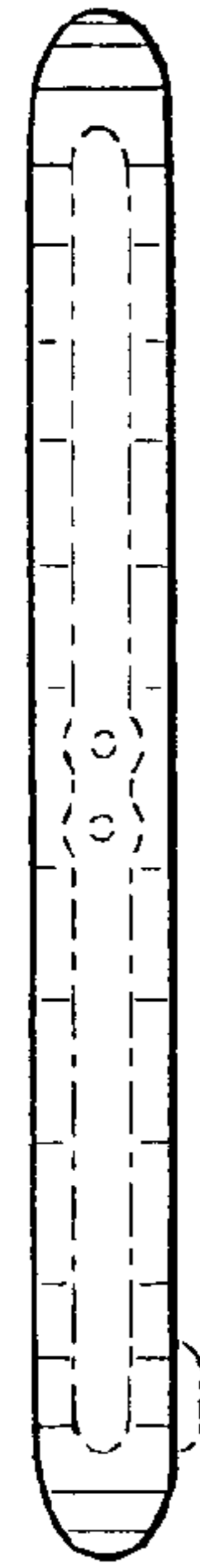


Fig. 2

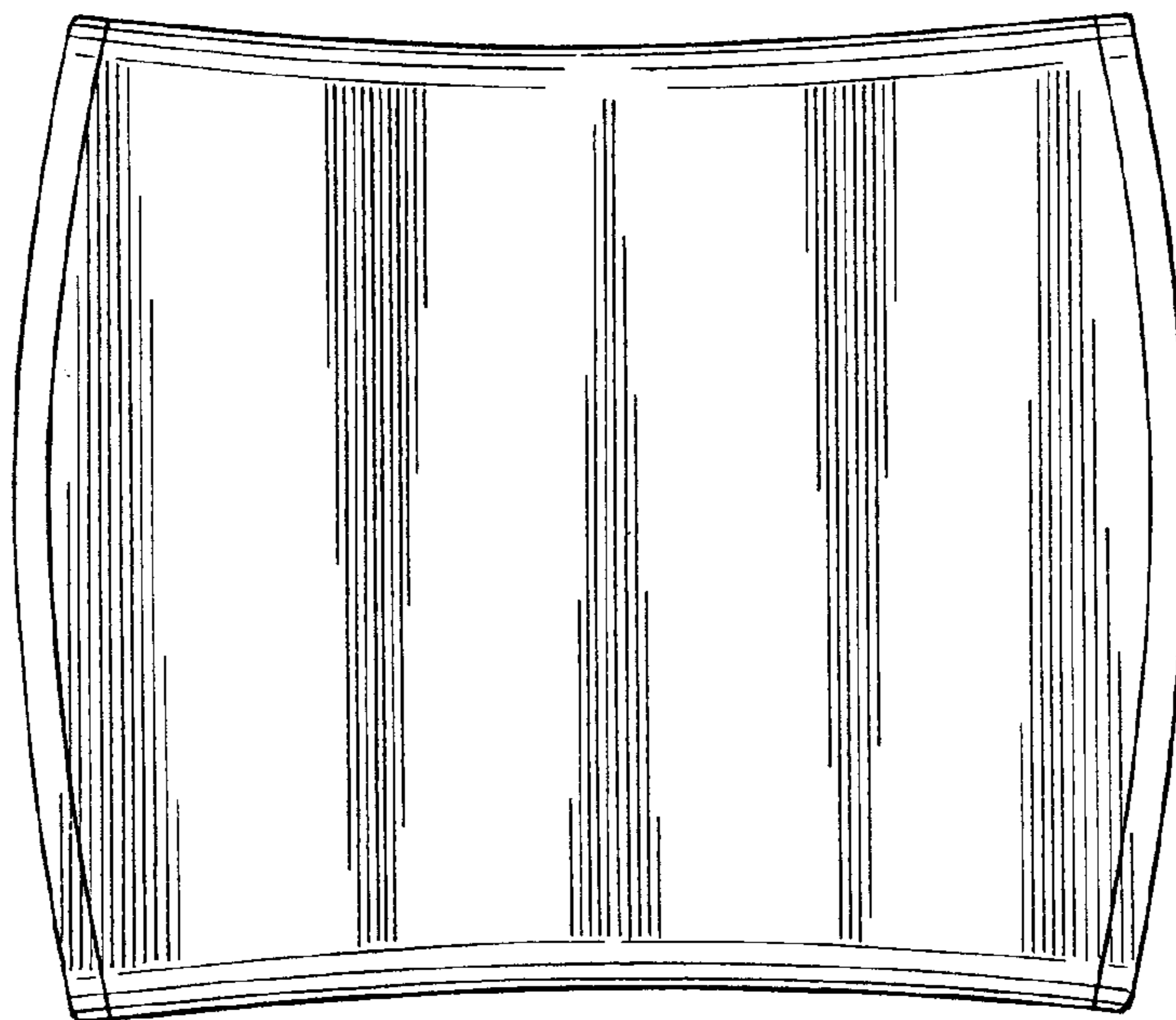


Fig. 3




Fig. 4




Fig. 5