



US00D512056S

(12) **United States Design Patent**  
**Kim et al.**

(10) **Patent No.:** **US D512,056 S**  
(45) **Date of Patent:** **\*\* Nov. 29, 2005**

(54) **LAPTOP COMPUTER**

(75) Inventors: **Kyung Min Kim**, Seoul (KR); **Ji Yeon Lee**, Gyeonggi-do (KR); **Byung Mu Huh**, Seoul (KR)

(73) Assignee: **LG Electronics Inc.**, Seoul (KR)

(\*\*) Term: **14 Years**

(21) Appl. No.: **29/211,147**

(22) Filed: **Aug. 12, 2004**

(30) **Foreign Application Priority Data**

Feb. 12, 2004 (KR) ..... 30-2004-0003712

(51) **LOC (8) Cl.** ..... **14-02**

(52) **U.S. Cl.** ..... **D14/318**

(58) **Field of Search** ..... D14/315-327;  
D18/1, 2, 7, 11; 235/145 A, 145 R; 341/22,  
23; 400/486, 489; 345/104, 156, 168, 169,  
173; 361/680-686, 690-696

(56) **References Cited**

**U.S. PATENT DOCUMENTS**

6,067,224 A \* 5/2000 Nobuchi ..... 361/683

D476,326 S \* 6/2003 Tanimura ..... D14/318  
D488,808 S \* 4/2004 Kamegi ..... D14/318  
D488,809 S \* 4/2004 Kamegi ..... D14/318

\* cited by examiner

*Primary Examiner*—Freda S. Nunn

(74) *Attorney, Agent, or Firm*—Birch, Stewart, Kolasch & Birch, LLP

(57) **CLAIM**

The ornamental design for a laptop computer, as shown and described.

**DESCRIPTION**

FIG. 1 is a front, right perspective view of a laptop computer showing our new design;  
FIG. 2 is a front elevational view thereof;  
FIG. 3 is a rear elevational view thereof;  
FIG. 4 is a left side view thereof;  
FIG. 5 is a right side view thereof;  
FIG. 6 is a top plan view thereof;  
FIG. 7 is a bottom plan view thereof; and,  
FIG. 8 is a top view thereof in an opened position.

**1 Claim, 4 Drawing Sheets**




Fig. 1




Fig. 2




Fig. 3




Fig. 4




Fig. 5




Fig. 6

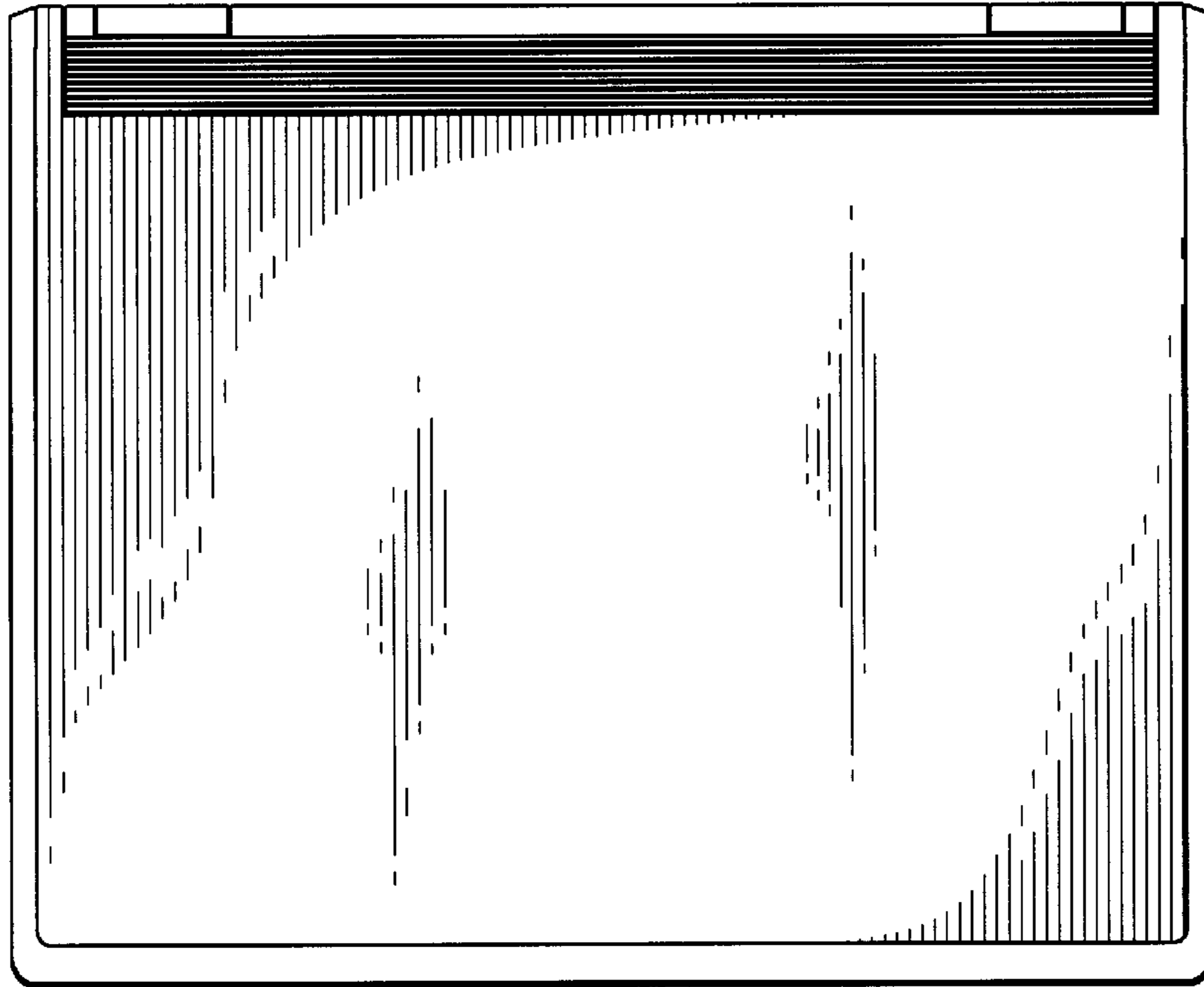


Fig. 7

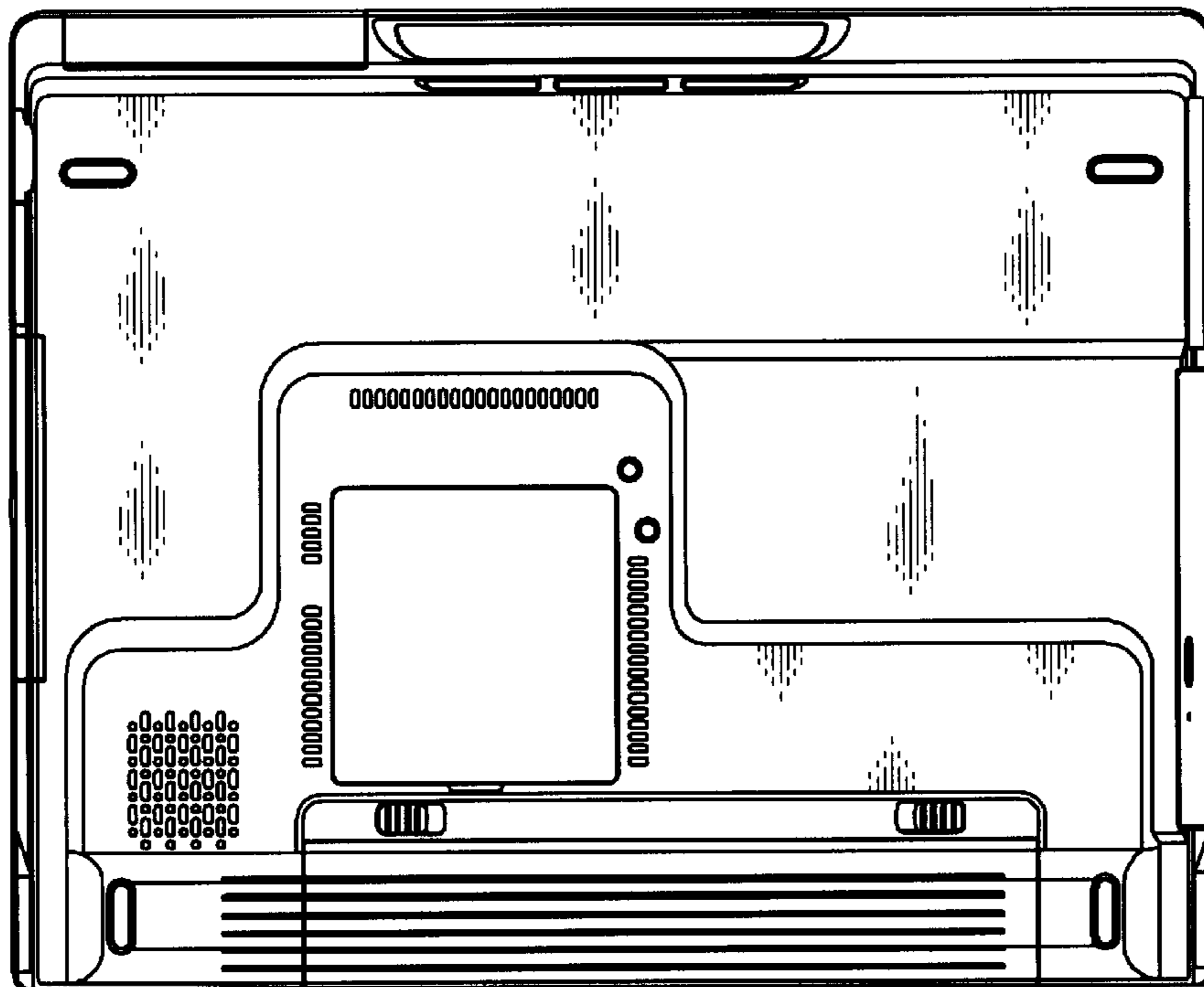


Fig. 8

