



US00D512043S

(12) **United States Design Patent**
Yagi

(10) **Patent No.:** **US D512,043 S**

(45) **Date of Patent:** **** Nov. 29, 2005**

(54) **DIGITAL AUDIO MEMORY RECORDER**

(75) **Inventor:** **Ryoichi Yagi, Ibaraki (JP)**

(73) **Assignee:** **Matsushita Electric Industrial Co., Ltd., Osaka (JP)**

(**) **Term:** **14 Years**

(21) **Appl. No.:** **29/220,392**

(22) **Filed:** **Dec. 28, 2004**

(30) **Foreign Application Priority Data**

Jul. 26, 2004 (JP) 2004-022348

(51) **LOC (8) Cl. 14-01**

(52) **U.S. Cl. D14/167**

(58) **Field of Search** D14/258, 257,
D14/224, 217, 192, 188, 168, 167, 165,
164, 163, 162, 161, 160, 156, 154, 136,
135; 720/691, 658; 704/270; 455/350, 347,
344; 396/434, 93; 386/1; 369/93, 75.1;
360/47, 4

(56) **References Cited**

U.S. PATENT DOCUMENTS

- D167,828 S * 9/1952 Florac D14/194
- 3,165,991 A * 1/1965 Yoshida 396/434
- D302,544 S * 8/1989 Spira D13/168
- D303,527 S * 9/1989 Galvin et al. D14/191
- D305,540 S * 1/1990 Kawabe et al. D14/163
- D306,853 S * 3/1990 Mayo et al. D13/168
- D312,083 S 11/1990 Takada
- D329,862 S * 9/1992 Watanabe et al. D16/208
- D330,027 S * 10/1992 Kikutani D14/165
- D368,908 S 4/1996 Ikenaga
- D384,057 S 9/1997 Lee et al.
- D398,605 S * 9/1998 Murray et al. D14/137
- D409,194 S 5/1999 Ridinger
- D410,463 S 6/1999 Hattori
- D415,757 S 10/1999 Takahashi et al.

- D431,237 S 9/2000 Honjo
- D438,856 S 3/2001 Uehara
- D455,141 S 4/2002 Kobayashi
- D467,891 S 12/2002 Tokioka et al.
- D483,348 S * 12/2003 Nishii et al. D14/188
- D486,814 S 2/2004 Nakamura
- D488,483 S 4/2004 Hu
- D500,302 S * 12/2004 Deguchi D14/167
- D500,485 S * 1/2005 Deguchi D14/167

FOREIGN PATENT DOCUMENTS

- JP D1087091 10/2000
- JP D1164091 1/2003
- JP D1210387 6/2004
- JP D1210398 6/2004

OTHER PUBLICATIONS

Panasonic "2004 Personal Audio" Catalog issued by Matsushita Electric Industrial Co., Ltd.

* cited by examiner

Primary Examiner—Cathron C. Brooks

Assistant Examiner—Austin Murphy

(74) *Attorney, Agent, or Firm*—Brinks Hofer Gilson & Lione

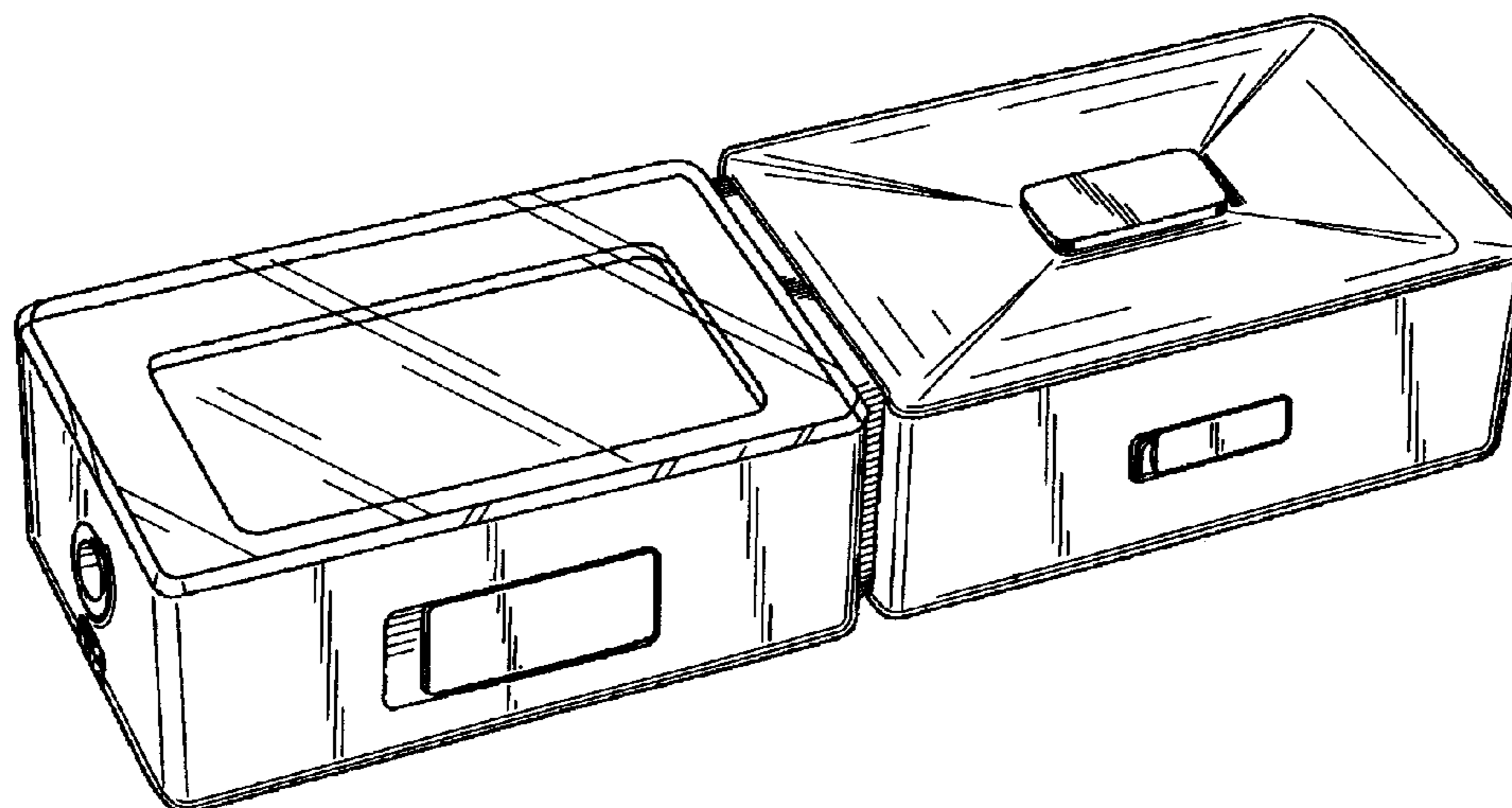
(57) **CLAIM**

I claim the ornamental design for a digital audio memory recorder, as shown and described.

DESCRIPTION

FIG. 1 is a top perspective view of a digital audio memory recorder of the present invention;
FIG. 2 is a front view thereof;
FIG. 3 is a rear view thereof;
FIG. 4 is a first side view thereof;
FIG. 5 is a second side view thereof;
FIG. 6 is a top view thereof; and,
FIG. 7 is a bottom view thereof.

1 Claim, 7 Drawing Sheets



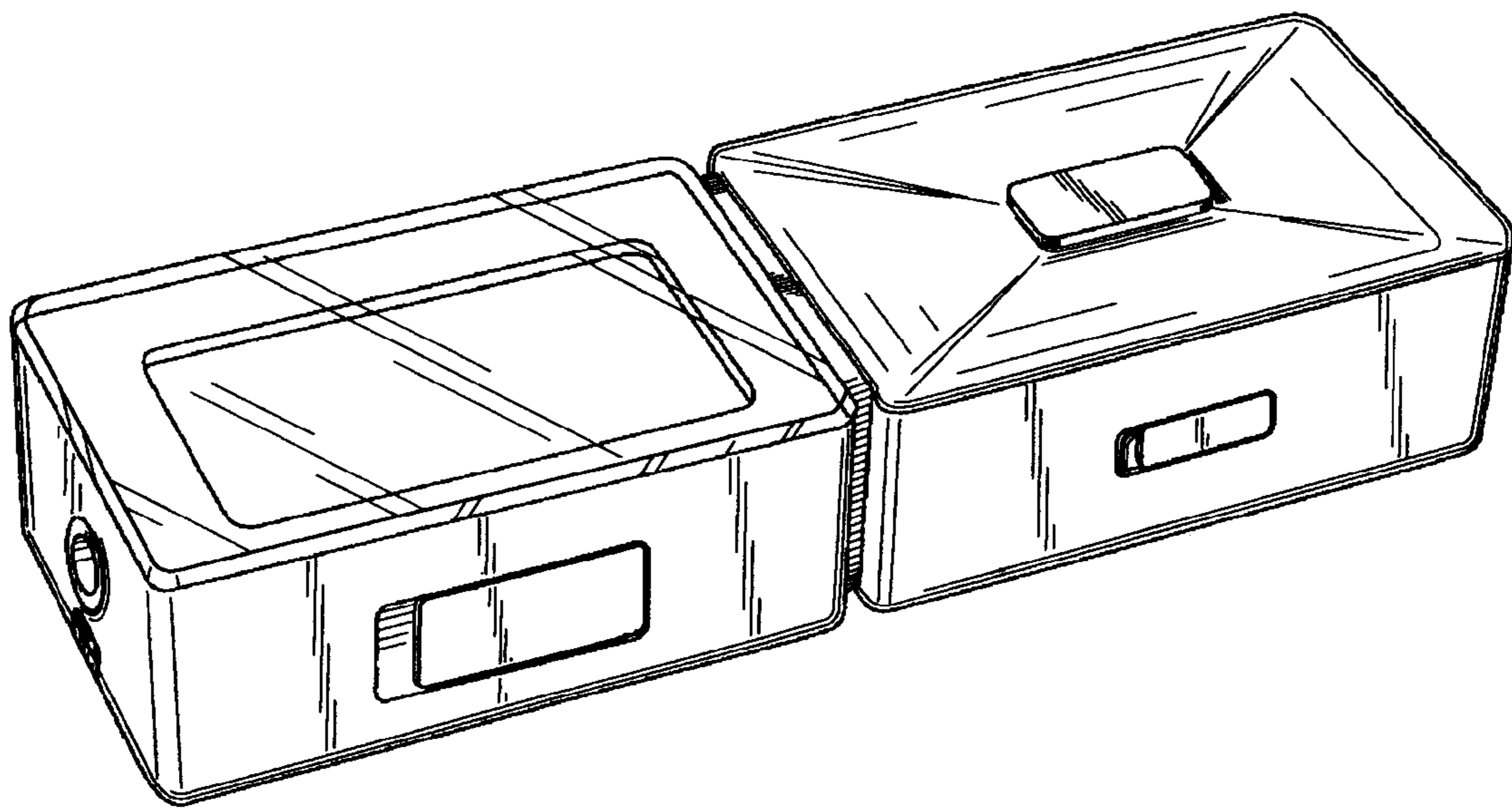


FIG. 1

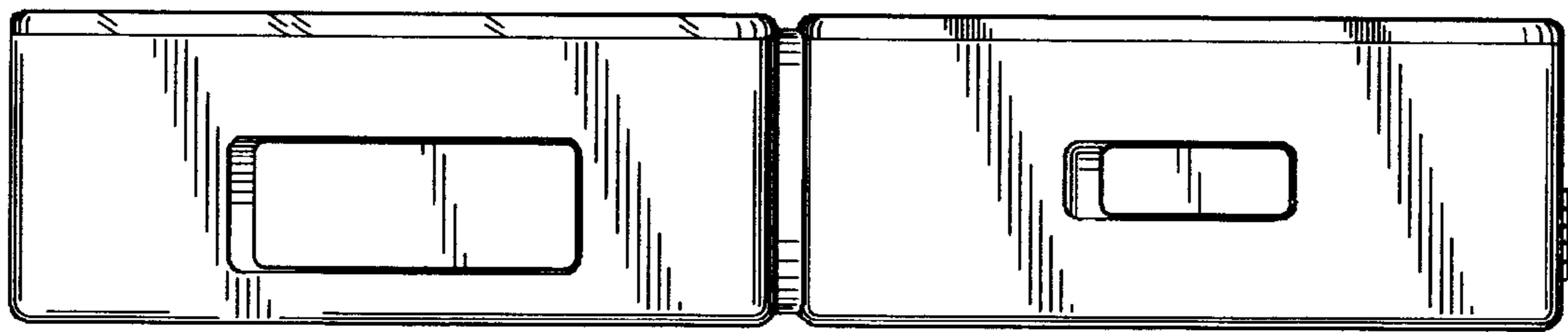


FIG. 2

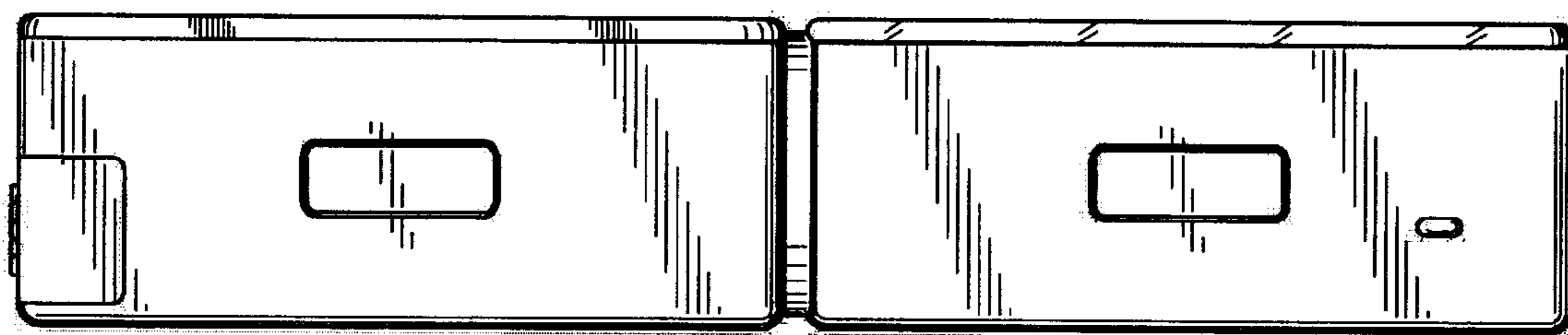


FIG. 3

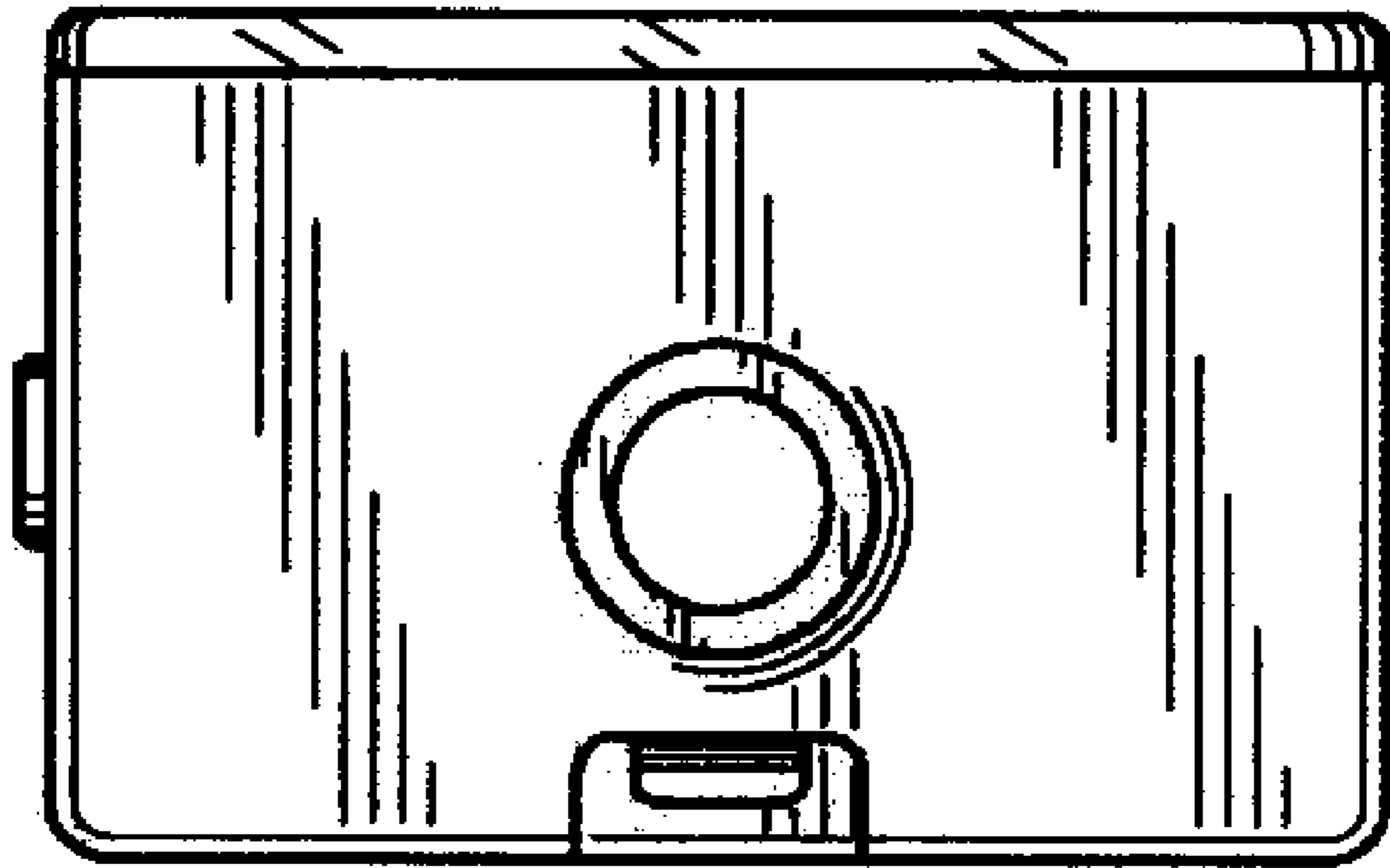


FIG. 4

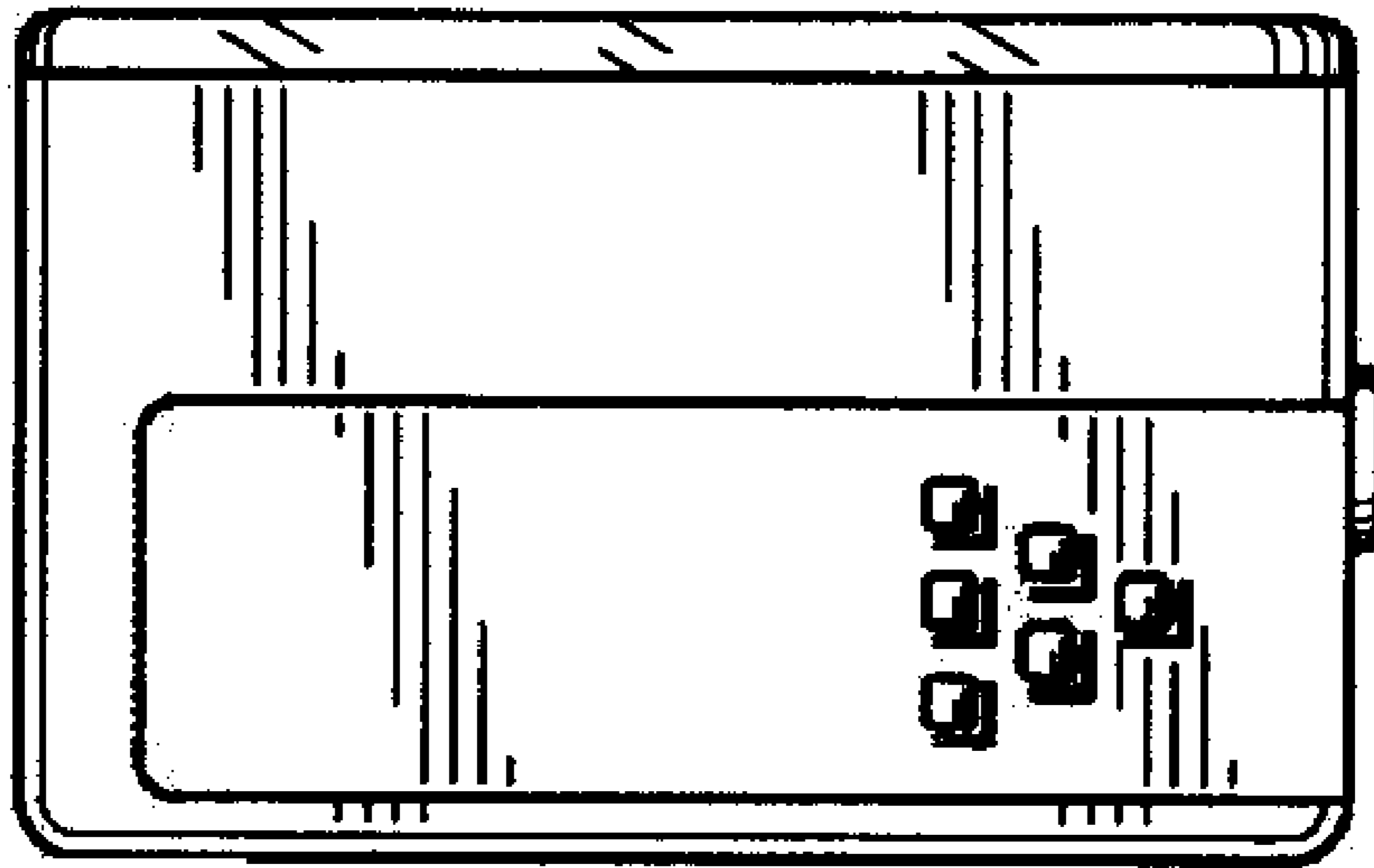


FIG. 5

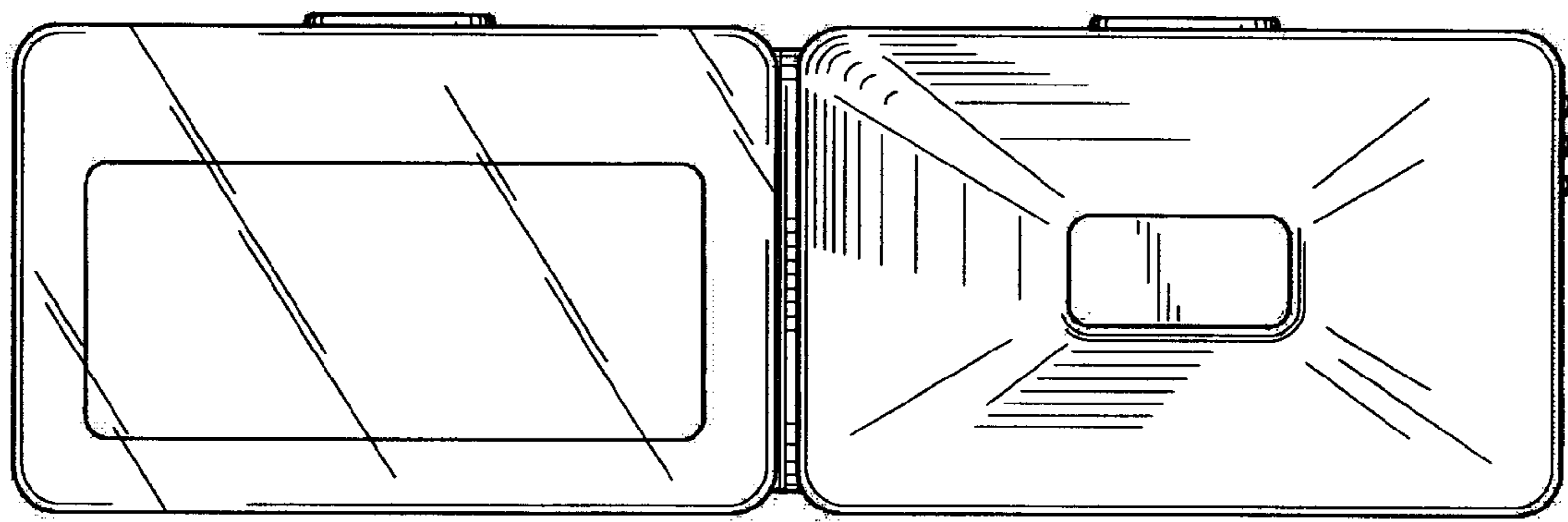


FIG. 6

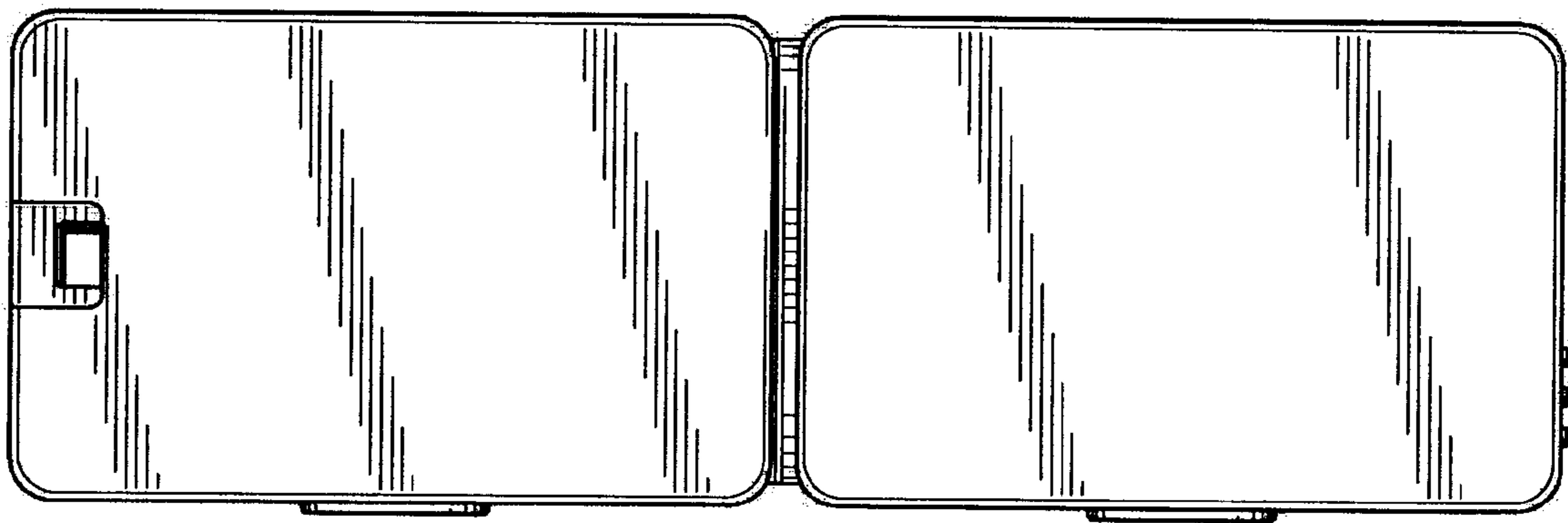


FIG. 7