

US00D512037S

(12) **United States Design Patent**
Huang

(10) **Patent No.:** **US D512,037 S**

(45) **Date of Patent:** **** Nov. 29, 2005**

(54) **MULTI-MEDIA DVD RECORDING AND/OR REPRODUCING DEVICE**

(75) Inventor: **Pei-Hua Huang, Hsinchu (TW)**

(73) Assignee: **Lite-On It Corporation, Taipei (TW)**

(**) Term: **14 Years**

(21) Appl. No.: **29/201,066**

(22) Filed: **Mar. 9, 2004**

(30) **Foreign Application Priority Data**

Jan. 8, 2004 (TW) 93300114

(51) **LOC (8) Cl.** **14-01**

(52) **U.S. Cl.** **D14/136; D14/167**

(58) **Field of Search** D14/445, 260.1, D14/258, 257, 224, 217, 198, 197, 196, 195, 194, 193, 192, 188, 168, 167, 156, 136, 135; 455/350, 347, 344; 369/77.1, 75.2, 75.1

(56) **References Cited**

U.S. PATENT DOCUMENTS

D264,712 S	*	6/1982	O'Leary	D14/136
D270,442 S	*	9/1983	O'Leary et al.	D14/136
D321,191 S	*	10/1991	Ito et al.	D14/156
D349,697 S	*	8/1994	Fujino	D14/125
D381,652 S	*	7/1997	Suzuki et al.	D14/136
D385,275 S	*	10/1997	Ito et al.	D14/156
D387,756 S	*	12/1997	Goshima	D14/136
D394,651 S	*	5/1998	Suzuki et al.	D14/136
D407,401 S	*	3/1999	Niitsu	D14/156
D408,809 S	*	4/1999	Sakamoto et al.	D14/136
D408,810 S	*	4/1999	Sakamoto et al.	D14/136
D414,182 S	*	9/1999	Miyazaki	D14/156
D416,891 S	*	11/1999	Hyogo et al.	D14/135
D416,892 S	*	11/1999	Sakamoto et al.	D14/136
D418,131 S	*	12/1999	Usami et al.	D14/136
D422,998 S	*	4/2000	Negishi et al.	D14/136
D431,542 S	*	10/2000	Takahashi	D14/156

D432,513 S	*	10/2000	Takahashi	D14/156
D438,521 S	*	3/2001	Makino et al.	D14/136
D459,321 S	*	6/2002	Kojima et al.	D14/136
D459,709 S	*	7/2002	Kojima et al.	D14/136
D460,428 S	*	7/2002	Kojima et al.	D14/136
D466,876 S	*	12/2002	Usami et al.	D14/136
D470,115 S	*	2/2003	Zeitman	D14/136
D472,534 S	*	4/2003	Ueno et al.	D14/136
D483,728 S	*	12/2003	Kim	D14/136
D485,245 S	*	1/2004	Shiraki et al.	D14/136
D494,150 S	*	8/2004	Wu	D14/136
D497,148 S	*	10/2004	Kamata et al.	D14/136

OTHER PUBLICATIONS

JVC DR-MX1S DVD/Disk Recorder <http://www.crutchfield.com/S-aNmdfhhbf6Al/cgi-bin/ProdView.asp?g=83300&l=257DRMX1S> Jan. 6, 2005.*

* cited by examiner

Primary Examiner—Cathron C. Brooks
Assistant Examiner—Austin Murphy
(74) *Attorney, Agent, or Firm*—Thomas, Kayden, Horstemeyer & Risley

(57) **CLAIM**

The ornamental design for a multi-media DVD recording and/or reproducing device, as shown.

DESCRIPTION

FIG. 1 is a perspective view of multi-media DVD recording and/or reproducing device showing my new design; FIG. 2 is a front elevational view thereof; FIG. 3 is a rear elevational view thereof; FIG. 4 is a left side elevational view thereof; FIG. 5 is a right side elevational view thereof; FIG. 6 is a top plan view thereof; and, FIG. 7 is a bottom plan view thereof. The broken lines shown in FIGS. 3-7 form no part of the claimed design.

1 Claim, 3 Drawing Sheets

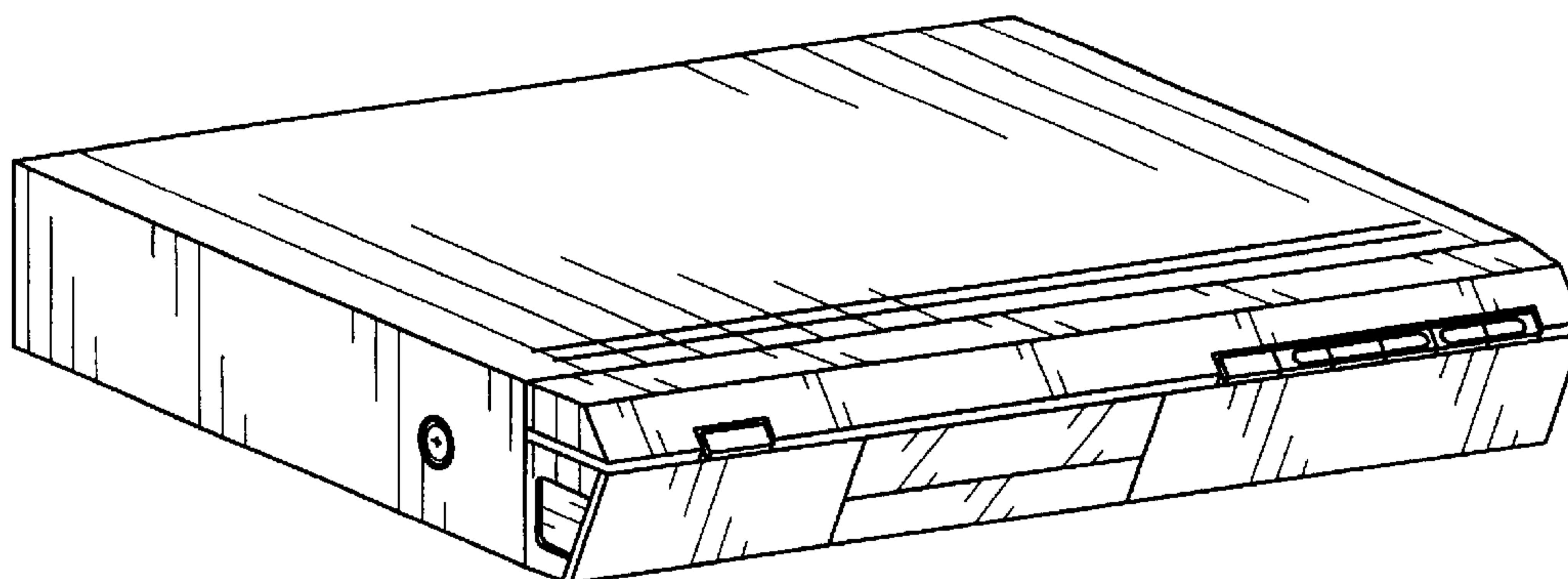


FIG.1

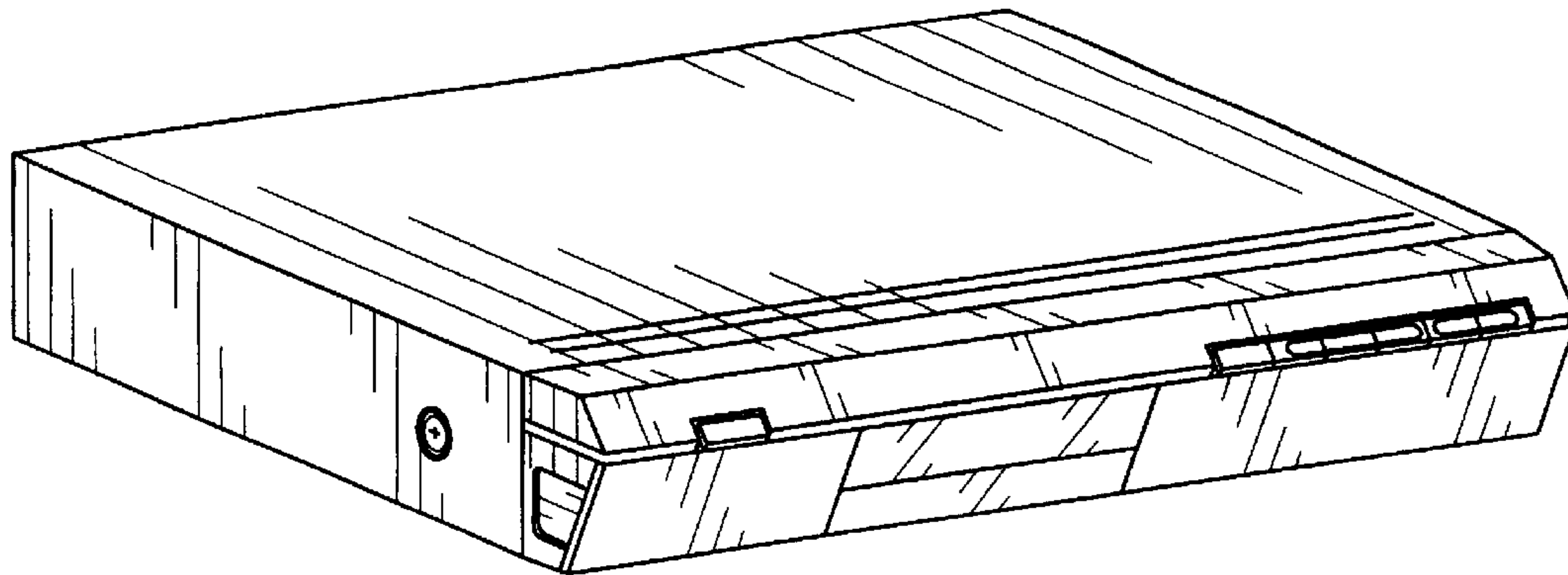


FIG.2

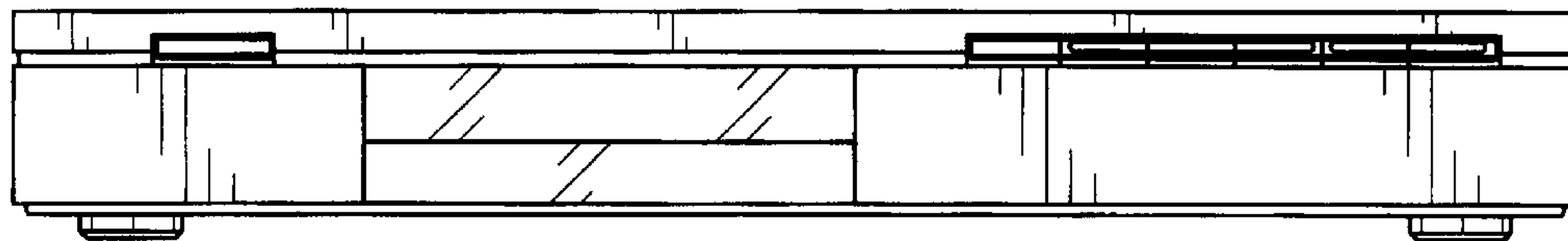


FIG.3

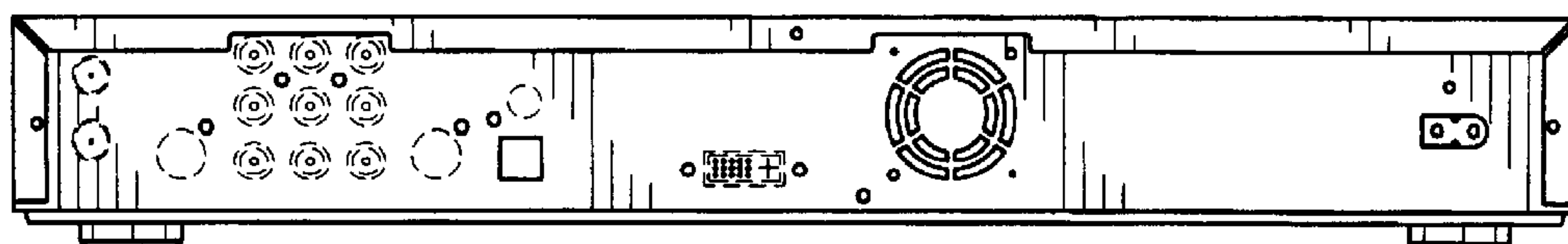


FIG.4




FIG.5

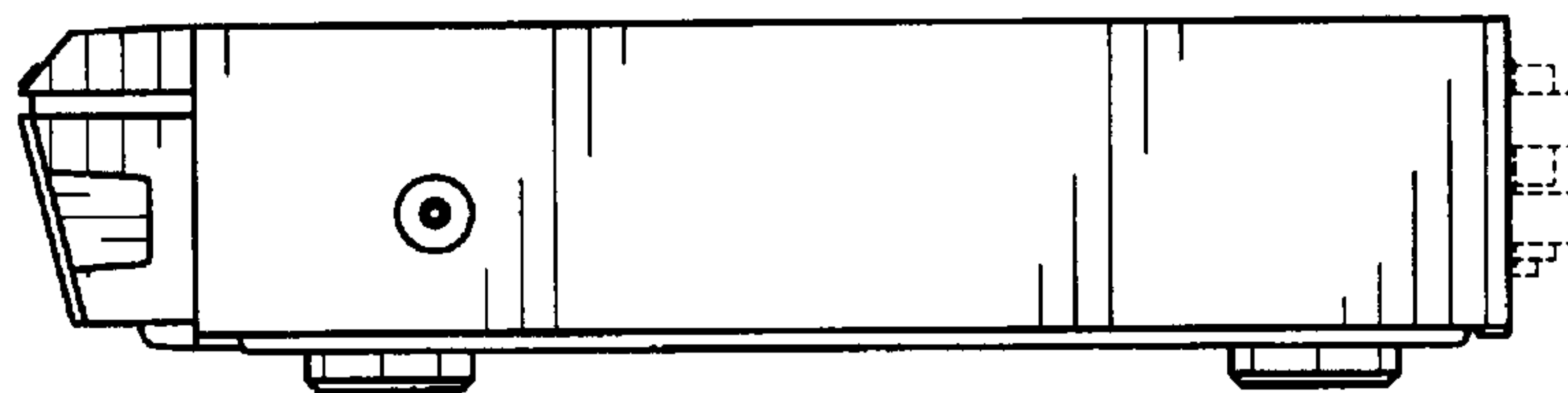


FIG.6

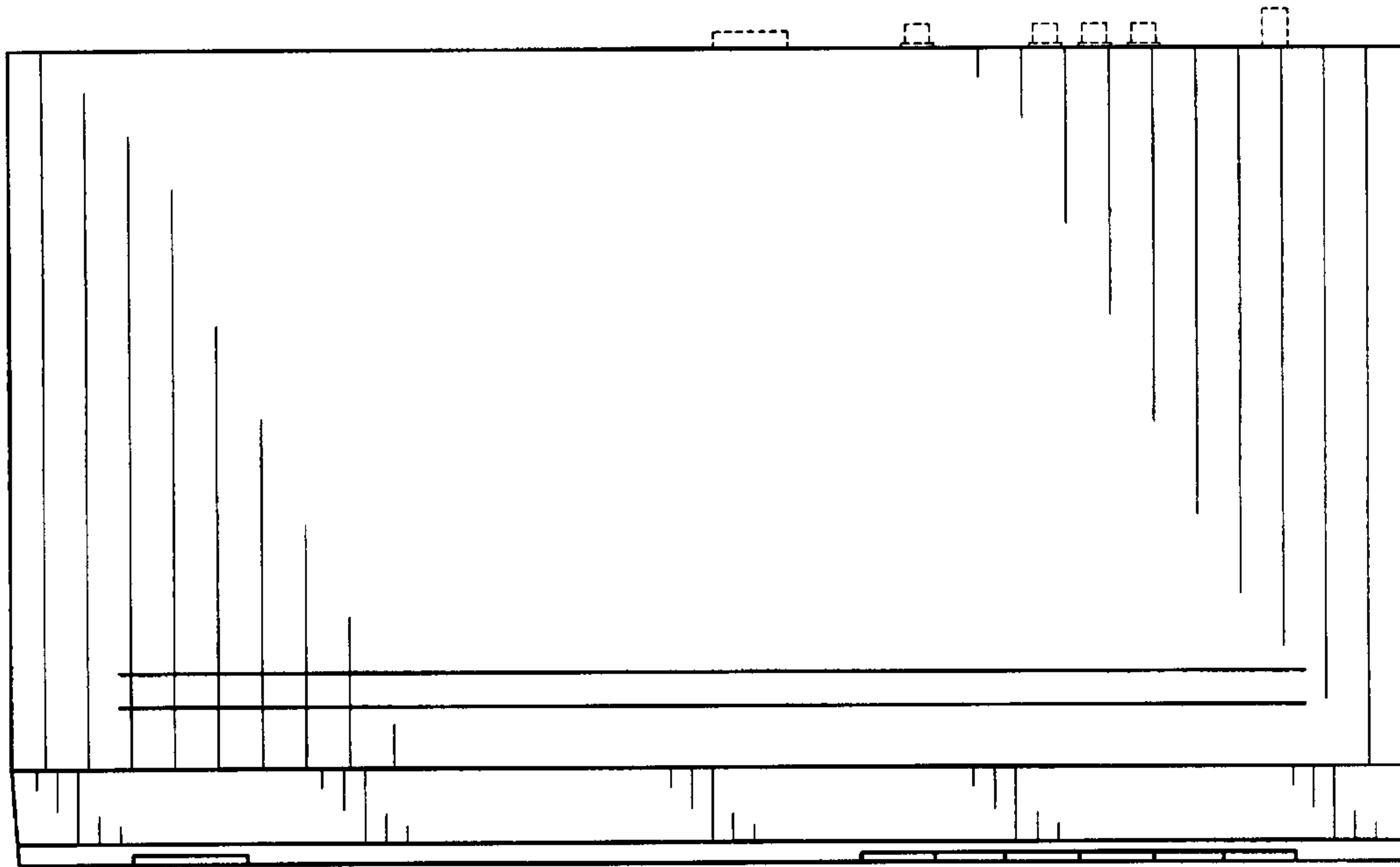


FIG.7

