



US00D512003S

(12) **United States Design Patent** (10) **Patent No.:** **US D512,003 S**  
**Koide** (45) **Date of Patent:** **\*\* Nov. 29, 2005**

(54) **BUMPER FOR AN AUTOMOBILE**  
 (75) Inventor: **Yukihiro Koide**, Toyota (JP)  
 (73) Assignee: **Toyota Jidosha Kabushiki Kaisha**,  
 Aichi-ken (JP)  
 (\*\*) Term: **14 Years**

(21) Appl. No.: **29/216,369**  
 (22) Filed: **Nov. 3, 2004**  
 (51) **LOC (8) Cl.** ..... **12-16**  
 (52) **U.S. Cl.** ..... **D12/169**  
 (58) **Field of Search** ..... D12/90-92, 86,  
 D12/169, 196, 171; 296/180.1, 180.2; 293/102,  
 113, 115, 117, 120

(56) **References Cited**

**U.S. PATENT DOCUMENTS**

D455,382 S	*	4/2002	Gallitzendoerfer et al.	D12/169
D476,928 S	*	7/2003	Boyer	D12/169
D493,752 S	*	8/2004	Kneefel et al.	D12/169
D495,630 S	*	9/2004	Pfeiffer et al.	D12/169
D500,716 S	*	1/2005	Hosoda et al.	D12/169
D500,970 S	*	1/2005	Mays et al.	D12/169
D502,900 S	*	3/2005	Ikuma	D12/169

\* cited by examiner

*Primary Examiner*—Melody N. Brown  
*(74) Attorney, Agent, or Firm*—Finnegan, Henderson,  
 Farabow, Garrett & Dunner, LLP

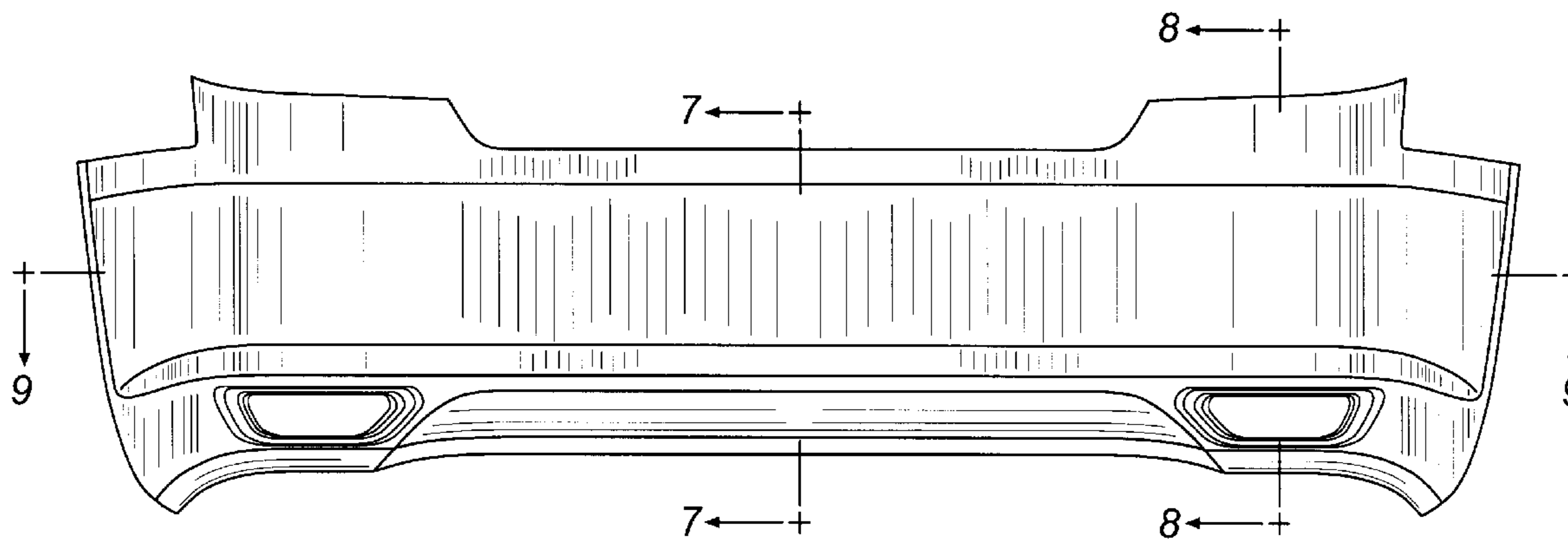
(57) **CLAIM**

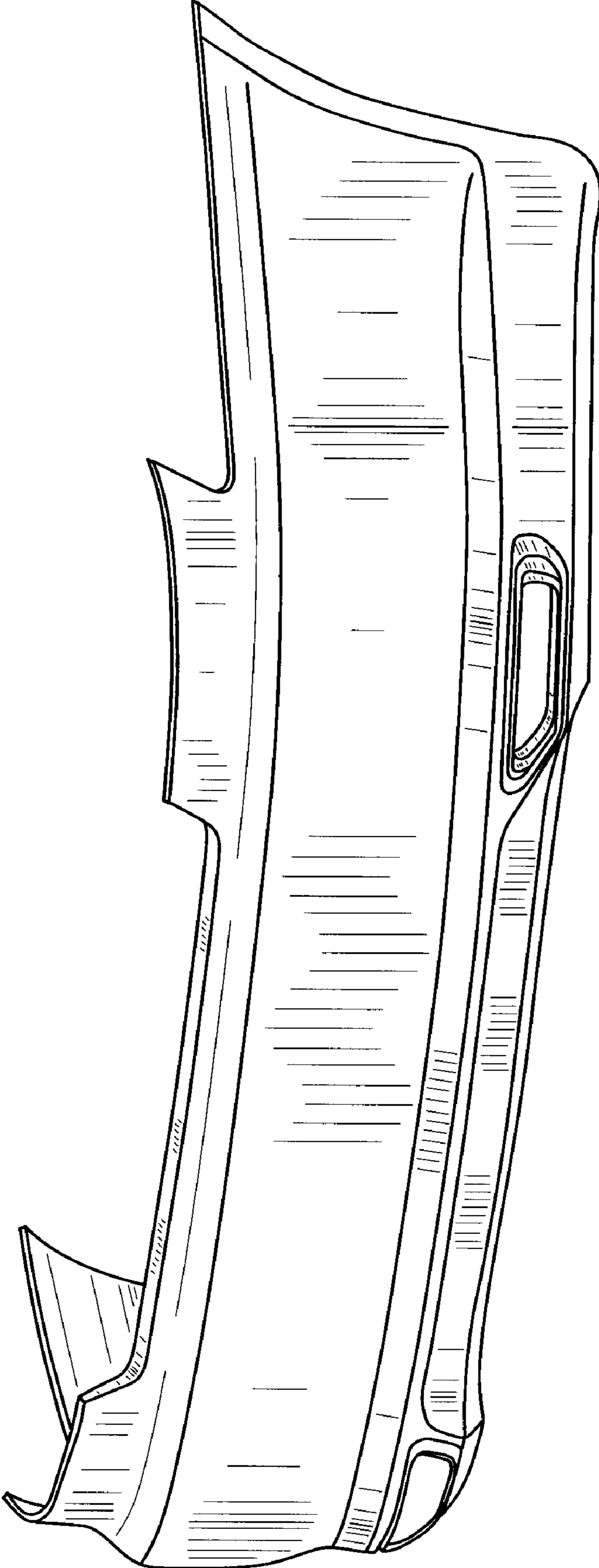
The ornamental design for a bumper for an automobile, as shown and described.

**DESCRIPTION**

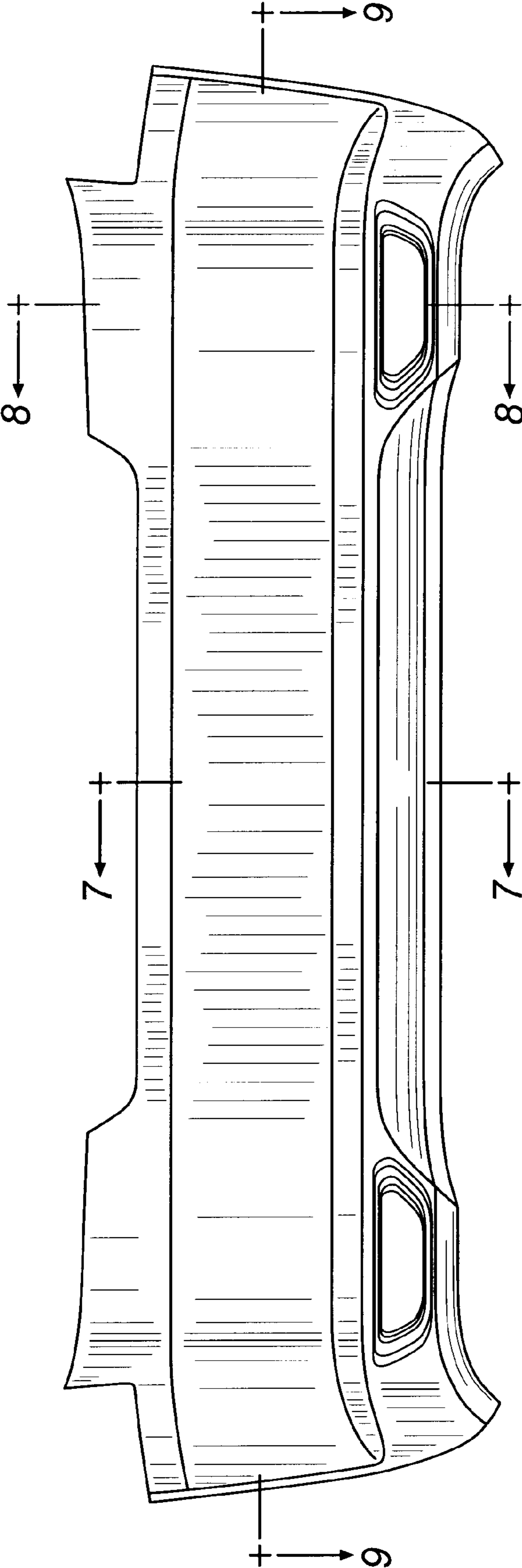
FIG. 1 is a left-front, perspective view of a bumper for an automobile of my new design;  
 FIG. 2 is a front view of my new design;  
 FIG. 3 is a rear view of my new design;  
 FIG. 4 is a top view of my new design;  
 FIG. 5 is a bottom view of my new design;  
 FIG. 6 is a left-side view of my new design, the right-side view being a mirror image thereof;  
 FIG. 7 is a cross-sectional view of my new design taken along line 7—7 in FIG. 2, showing the profile of that portion of the design;  
 FIG. 8 is a cross-sectional view of my new design taken along line 8—8 in FIG. 2, showing the profile of that portion of the design; and,  
 FIG. 9 is a cross-sectional view of my new design taken along line 9—9 in FIG. 2, showing the profile of that portion of the design.

**1 Claim, 7 Drawing Sheets**

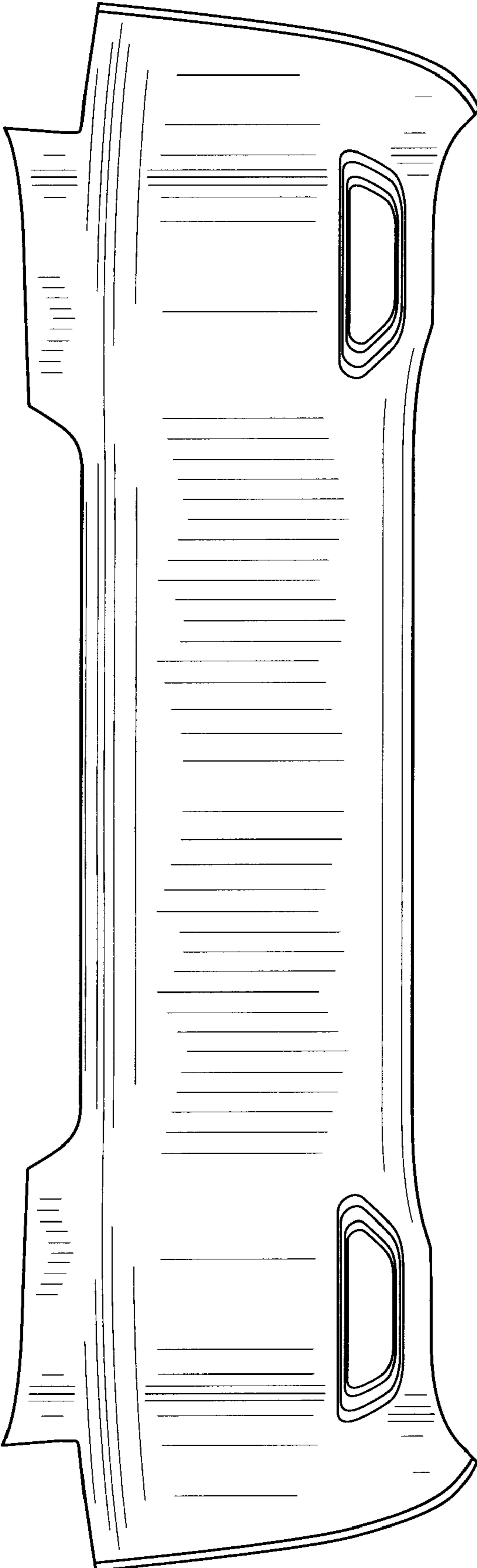




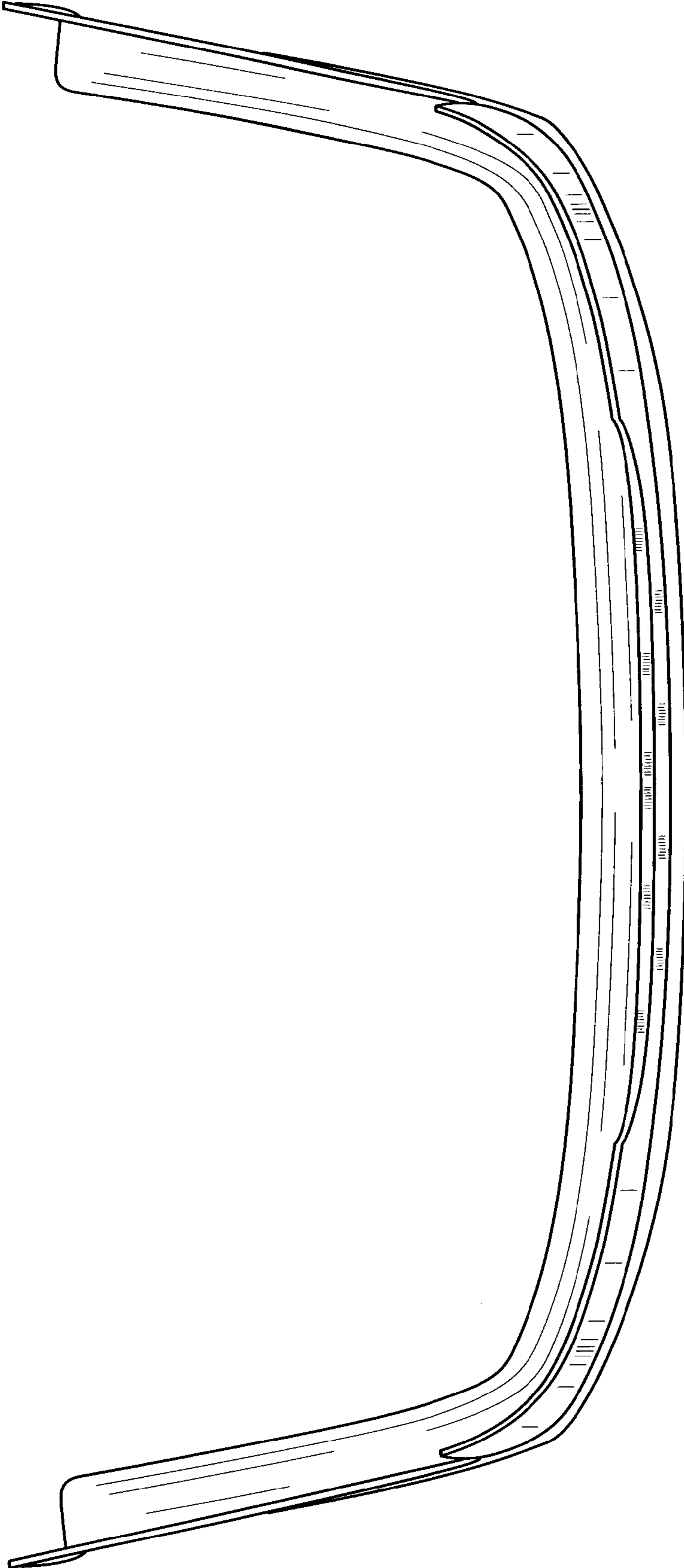
**FIG. 1**



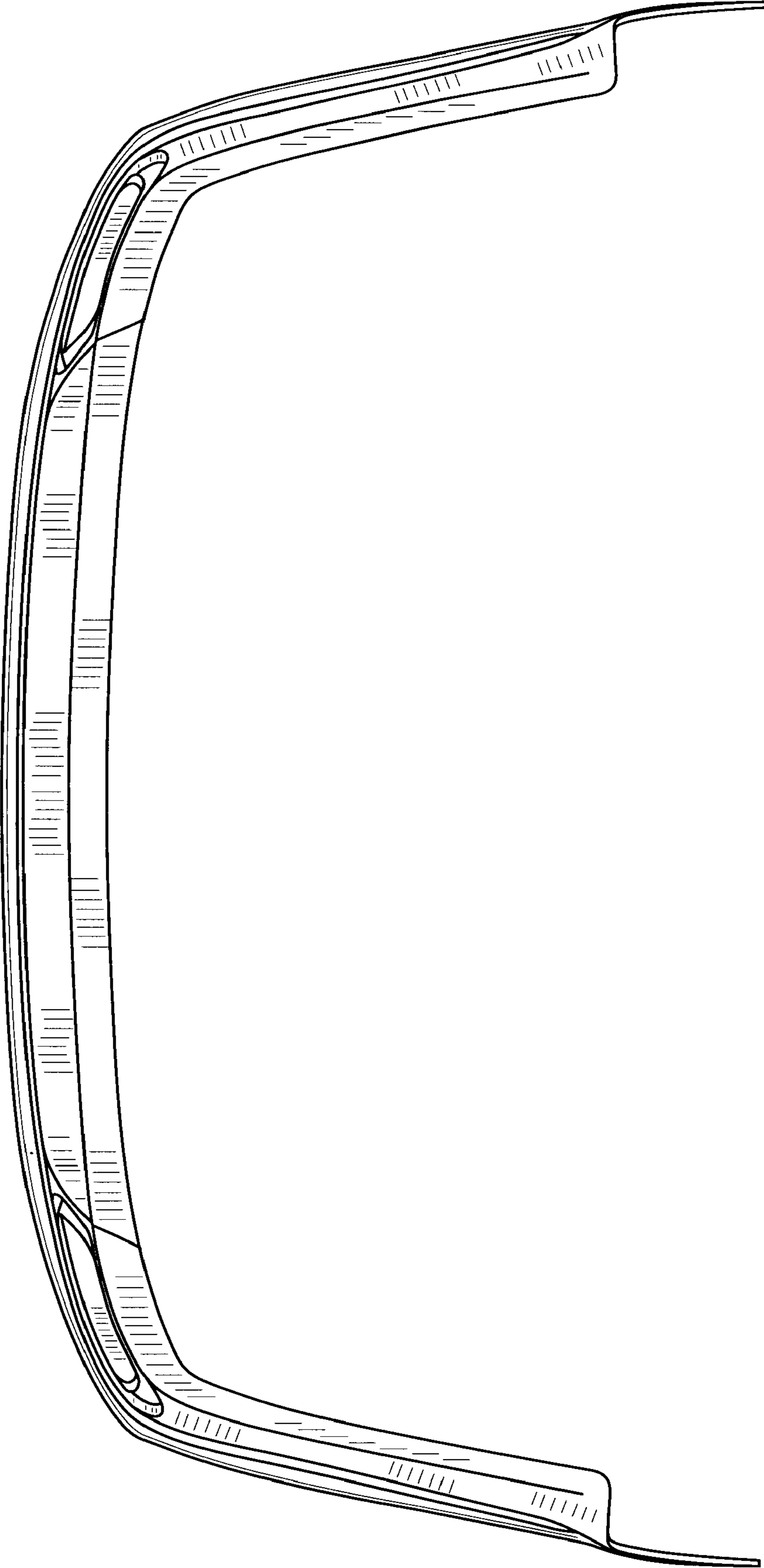
**FIG. 2**



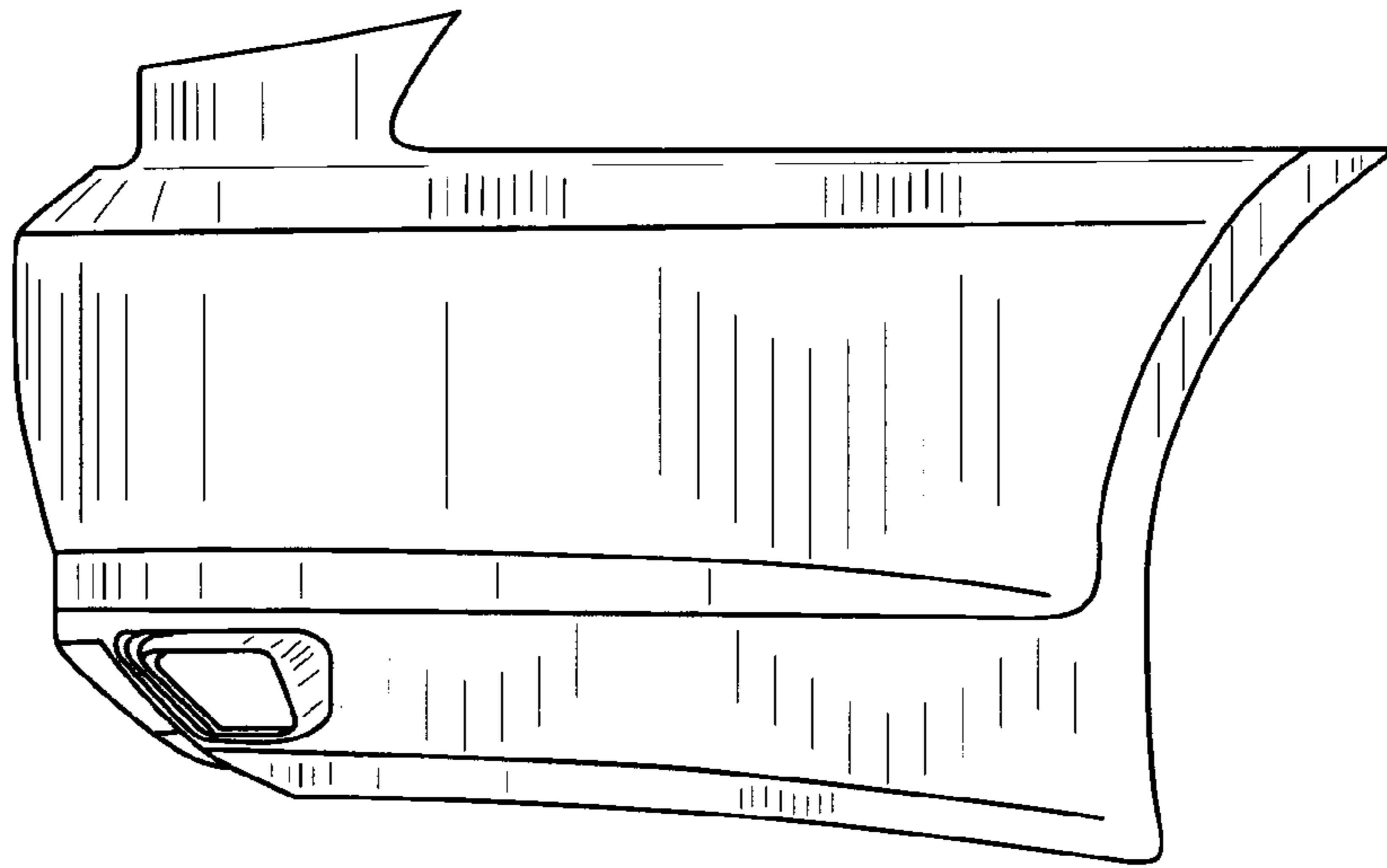
**FIG. 3**




**FIG. 4**




**FIG. 5**




**FIG. 6**



**FIG. 7**



**FIG. 8**



**FIG. 9**