



US00D511999S

(12) **United States Design Patent**
Gunby

(10) **Patent No.:** **US D511,999 S**

(45) **Date of Patent:** **** Nov. 29, 2005**

(54) **TRANSPORTER**

(76) **Inventor:** **William Gunby**, 2740 SW. Martin
Downs Blvd. #251, Palm City, FL (US)
34990

(**) **Term:** **14 Years**

(21) **Appl. No.:** **29/209,160**

(22) **Filed:** **Jul. 13, 2004**

Related U.S. Application Data

(63) Continuation-in-part of application No. 29/187,494, filed on Aug. 4, 2003, which is a continuation of application No. 29/186,141, filed on Jul. 11, 2003.

(51) **LOC (8) Cl.** **12-08**

(52) **U.S. Cl.** **D12/86; D12/82**

(58) **Field of Search** D12/82, 84, 86,
D12/93, 100, 103, 105; 296/24.1, 156,
168, 178, 181, 183, 190; 280/423.1

(56) **References Cited**

U.S. PATENT DOCUMENTS

- 3,692,332 A * 9/1972 Pappatheodoru 280/423.1
- 3,825,281 A * 7/1974 Howard 280/423.1
- D442,888 S * 5/2001 Papke et al. D12/84
- D456,311 S * 4/2002 Yamamoto et al. D12/86

- D458,186 S * 6/2002 Shimizu D12/86
- D458,187 S * 6/2002 Shimizu D12/86
- D458,876 S * 6/2002 Kendall D12/103
- D460,721 S * 7/2002 Rex D12/100
- D481,972 S * 11/2003 Adelizzi et al. D12/84

* cited by examiner

Primary Examiner—Melody N. Brown

(74) *Attorney, Agent, or Firm*—Connolly Bove Lodge & Hutz LLP; Larry J. Hume

(57) **CLAIM**

The ornamental design for a transporter, as shown and described.

DESCRIPTION

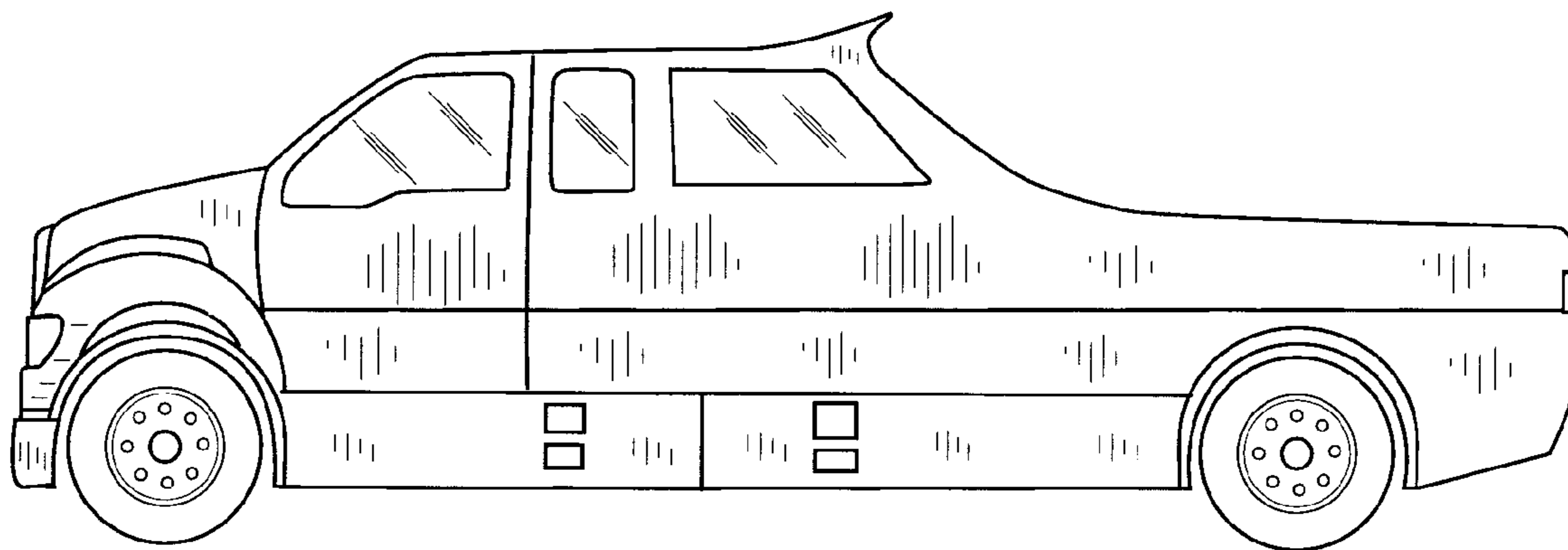
FIG. 1 is a left side elevation view of the transporter; FIG. 2 is a top view of the transporter which shows a portion of a door with window in a rear portion of a cab of the transporter;

FIG. 3 is a rear view of the transporter, which shows a portion of the door with window also shown in FIG. 2;

FIG. 4 is a front view of the transporter; and, FIG. 5 is a perspective view of the transporter as viewed from the left, front side of the transporter.

The right elevation view is a mirror-image of FIG. 1, and is not included herewith.

1 Claim, 4 Drawing Sheets



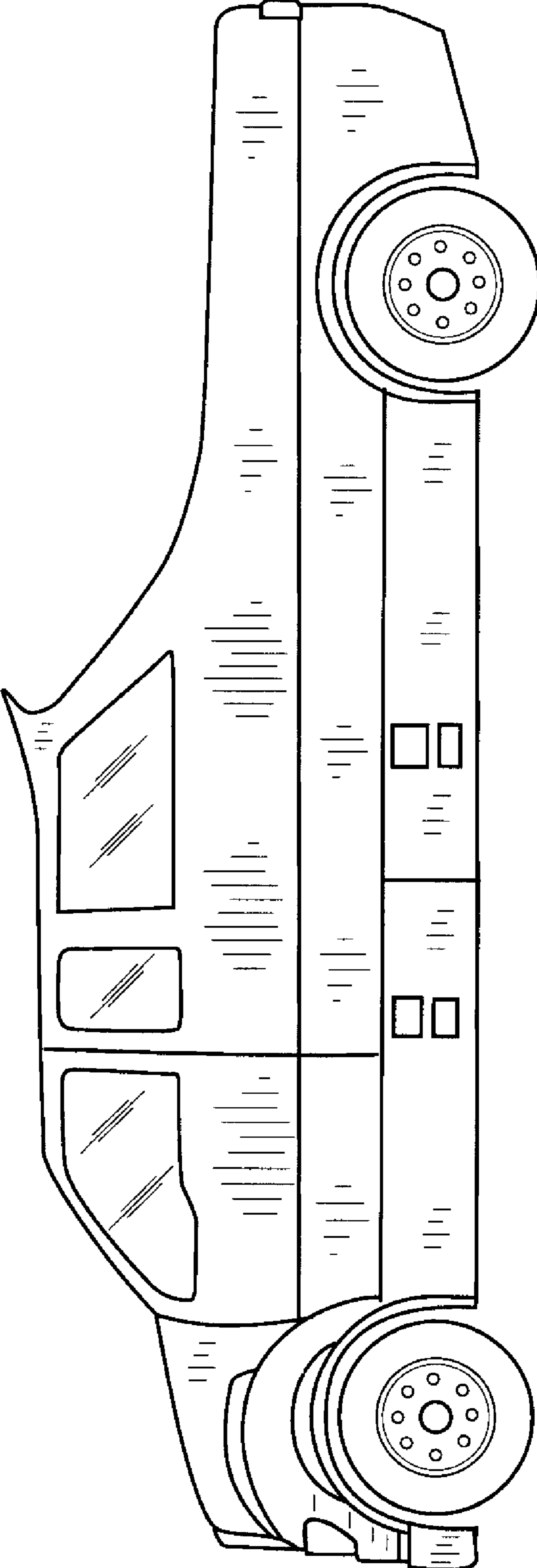


FIG. 1

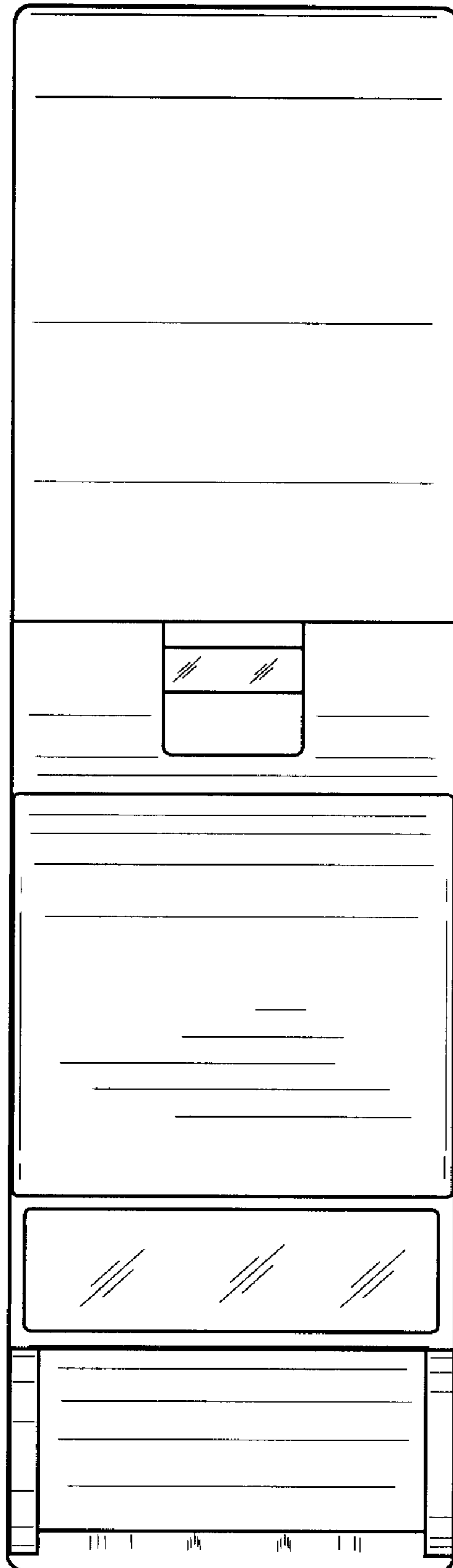


FIG. 2

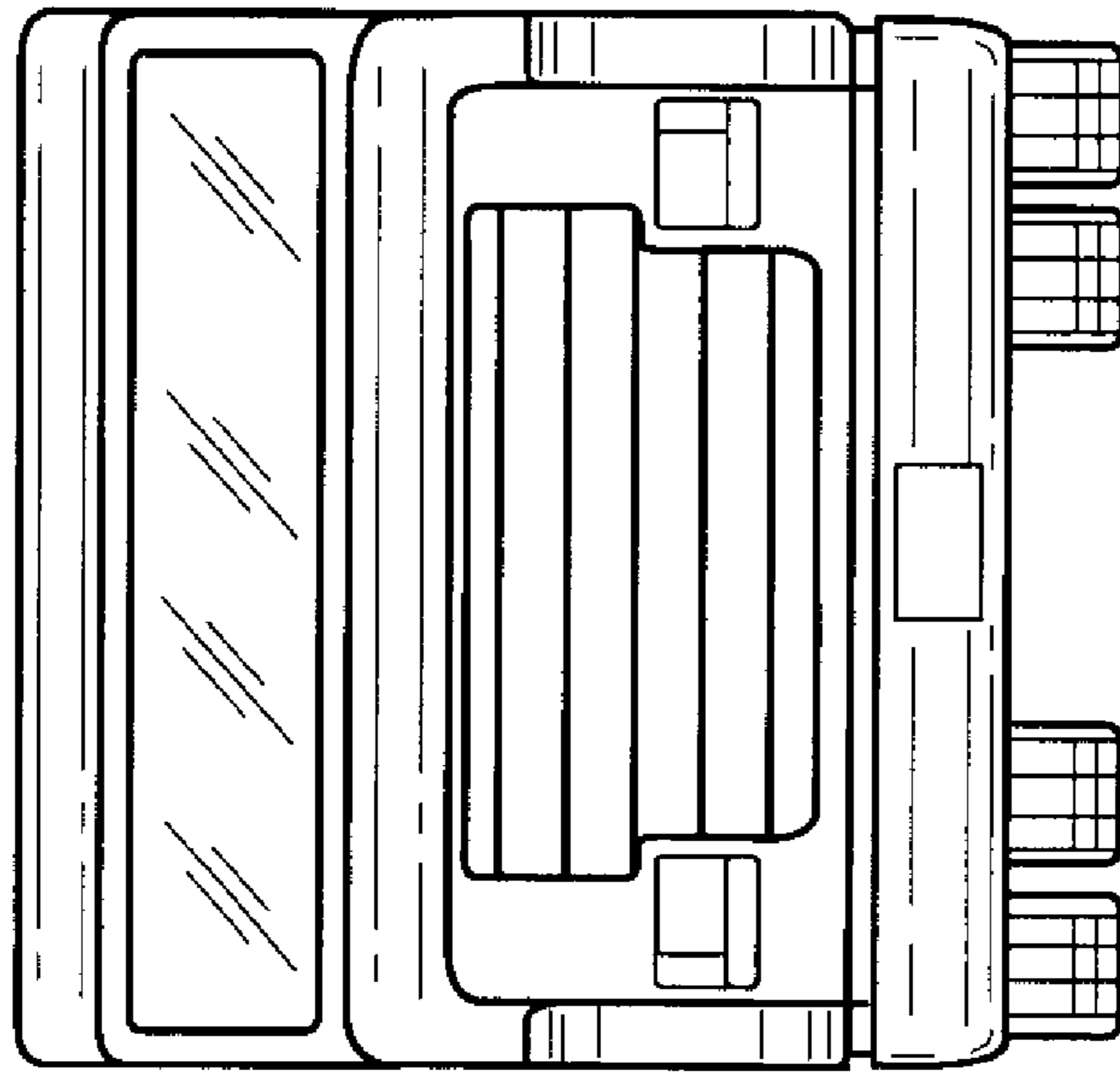


FIG. 3

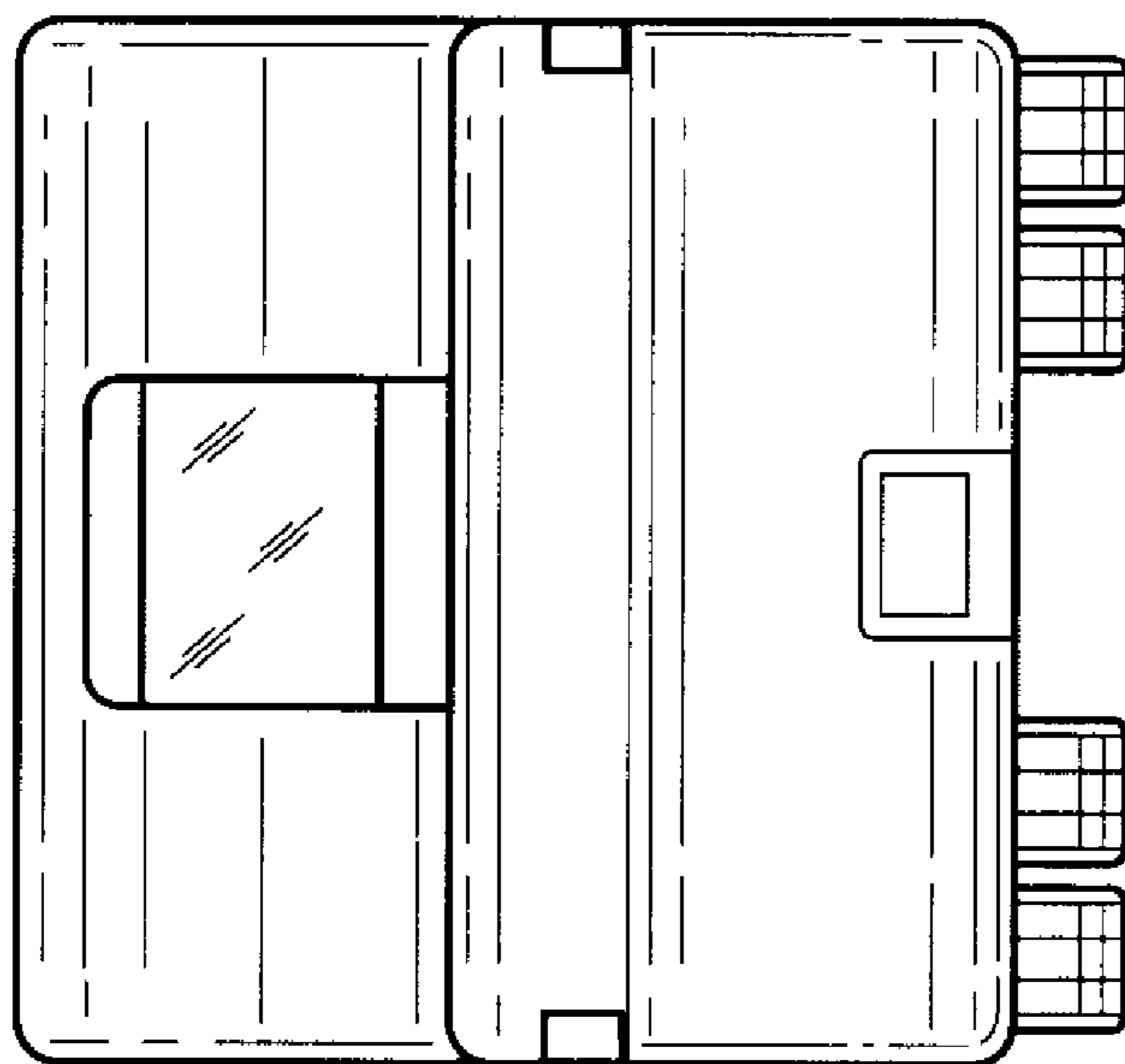


FIG. 4




FIG. 5