



US00D511996S

(12) **United States Design Patent**
Kopsak

(10) **Patent No.:** **US D511,996 S**

(45) **Date of Patent:** **** Nov. 29, 2005**

(54) **DECORATIVE BOW**

(75) **Inventor:** **Daniel Robert Kopsak**, Lakewood, OH
(US)

(73) **Assignee:** **American Greetings Corporation**,
Cleveland, OH (US)

(**) **Term:** **14 Years**

(21) **Appl. No.:** **29/189,387**

(22) **Filed:** **Sep. 3, 2003**

(51) **LOC (8) Cl.** **11-02**

(52) **U.S. Cl.** **D11/184**

(58) **Field of Search** D11/117, 120,
D11/121, 125, 184; D9/334-337, 43; D28/5,
6, 39-42; D2/895, 976; D5/63-6; 428/4-12,
15-27; 132/275

(56) **References Cited**

U.S. PATENT DOCUMENTS

- D34,249 S * 3/1901 Strasburger D26/127
- D45,985 S * 6/1914 Branning D11/117
- 1,831,560 A * 11/1931 Ham et al. 428/26
- 2,806,313 A * 9/1957 James 428/5
- 3,922,407 A * 11/1975 Nimmo et al. 428/5

- 4,968,540 A * 11/1990 Linsenbigler 428/5
- D318,797 S * 8/1991 Cohen D9/336
- D328,767 S * 8/1992 Keives D11/131
- D350,313 S * 9/1994 Edwards D11/184
- 5,683,769 A * 11/1997 Cheng 428/35.2
- 5,891,533 A * 4/1999 Pensero et al. 428/5

* cited by examiner

Primary Examiner—Catherine Tuttle

(74) *Attorney, Agent, or Firm*—Roetzel & Andress

(57) **CLAIM**


The ornamental design for the decorative bow, as shown and described.

DESCRIPTION

FIG. 1 is a perspective view of my decorative bow design;
 FIG. 2 is a top plan view thereof;
 FIG. 3 is a bottom plan view thereof;
 FIG. 4 is a right side elevational view of FIG. 2;
 FIG. 5 is a left side elevational view of FIG. 2;
 FIG. 6 is a rear elevational view of FIG. 2; and,
 FIG. 7 is a front elevational view of FIG. 2.

The portions shown in broken lines in FIG. 2 are for illustrative purposes only and form no part of the claimed design.

1 Claim, 7 Drawing Sheets






FIG. 1




FIG. 2

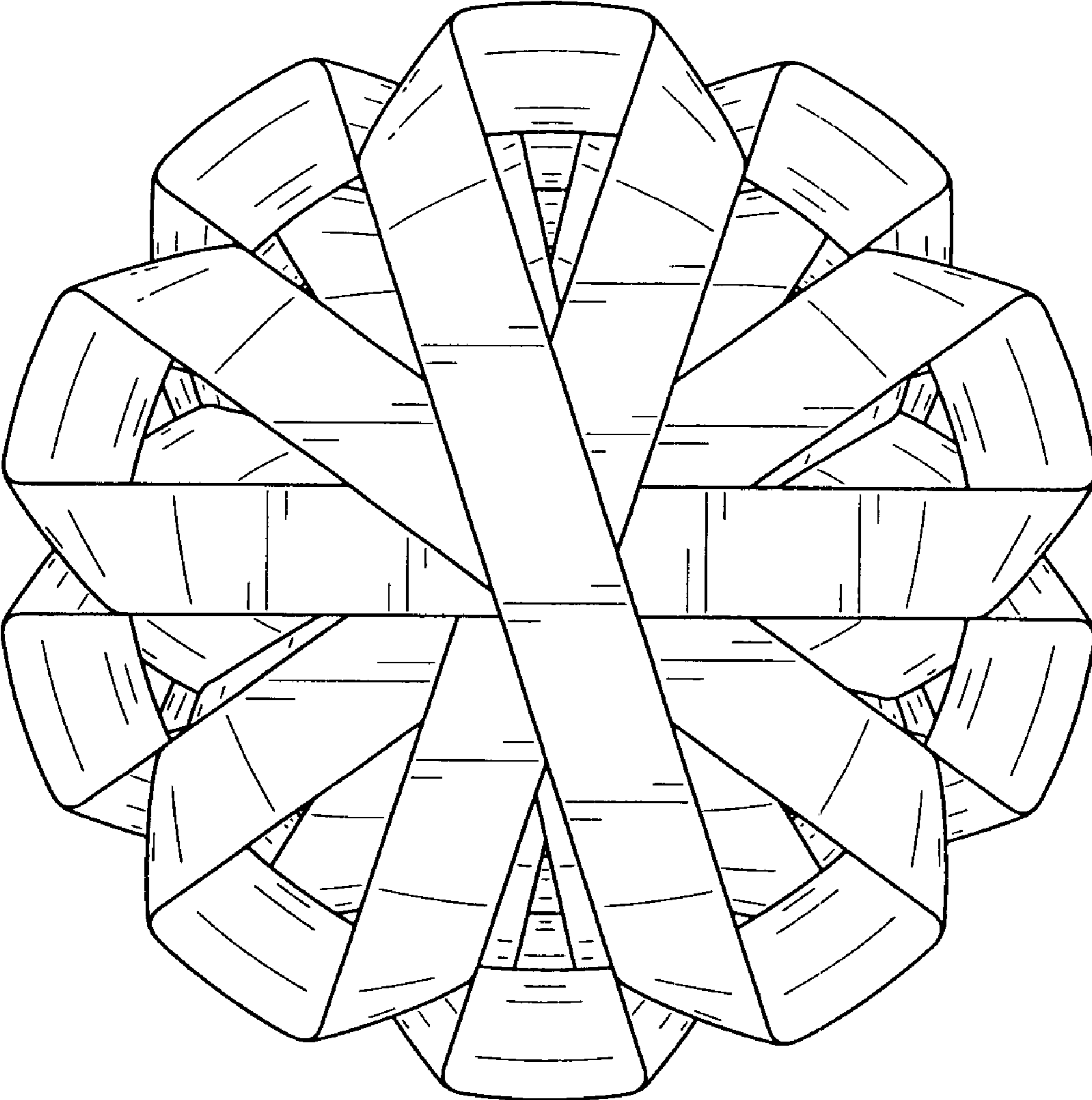


FIG. 3




FIG. 4




FIG. 5




FIG. 6




FIG. 7