



US00D511979S

(12) **United States Design Patent**
Echito et al.

(10) **Patent No.:** **US D511,979 S**
(45) **Date of Patent:** **** Nov. 29, 2005**

(54) **OUTDOOR TIMER**

(75) Inventors: **Cory Echito**, Mahwah, NJ (US); **Lisa Black**, White Plains, NY (US)

(73) Assignee: **American Track & Hardware Co., Inc.**, Monsey, NY (US)

(**) Term: **14 Years**

(21) Appl. No.: **29/208,822**

(22) Filed: **Jul. 6, 2004**

(51) **LOC (8) Cl.** **10-03**

(52) **U.S. Cl.** **D10/40**

(58) **Field of Search** D10/40, 41, 1-5,
D10/15, 30, 31, 97; D13/137.1, 137.8,
137.3, 139.7; 307/141, 141.4; 368/97-123,
276-278, 316, 317, 285, 10; 200/33 R,
38 R, 38 DA, 38 D, 38 A, 38 F

(56) **References Cited**

U.S. PATENT DOCUMENTS

2,633,508	A	*	3/1953	Miller	200/38	DA
D216,017	S	*	11/1969	Podall	D10/40	
3,925,629	A	*	12/1975	Albinger, Jr.	200/38	R
D246,159	S	*	10/1977	Podall	D10/40	
D247,895	S	*	5/1978	Gillette	D13/137.3	
D288,177	S	*	2/1987	Yang	D10/40	

D291,069	S	*	7/1987	Fenne	D10/40	
D295,502	S	*	5/1988	Dey	D10/40	
D298,418	S	*	11/1988	Sund et al.	D10/40	
D310,063	S	*	8/1990	Cheng	D13/137.3	
D380,396	S	*	7/1997	Svarnias et al.	D10/40	
D406,775	S	*	3/1999	Kadono	D10/40	
D449,234	S	*	10/2001	Stekelenburg	D10/40	
6,625,089	B2	*	9/2003	Stekelenburg	368/107	
D484,817	S	*	1/2004	Stekelenburg	D10/40	

* cited by examiner

Primary Examiner—Lucy Lieberman

(74) *Attorney, Agent, or Firm*—Hedman & Costigan, P.C.

(57) **CLAIM**

The ornamental design for an outdoor timer, as shown and described.

DESCRIPTION

FIG. 1 is a top perspective view of the outdoor timer according to our design;
FIG. 2 is a rear elevation of our design shown inverted;
FIG. 3 is a top view of our design;
FIG. 4 is a right side view of our design;
FIG. 5 is a left side elevation of our design; and,
FIG. 6 is a front elevation of our design shown inverted.
The broken line shown in FIG. 2 is for illustrative purposes only and forms no part of the claimed design.

1 Claim, 3 Drawing Sheets

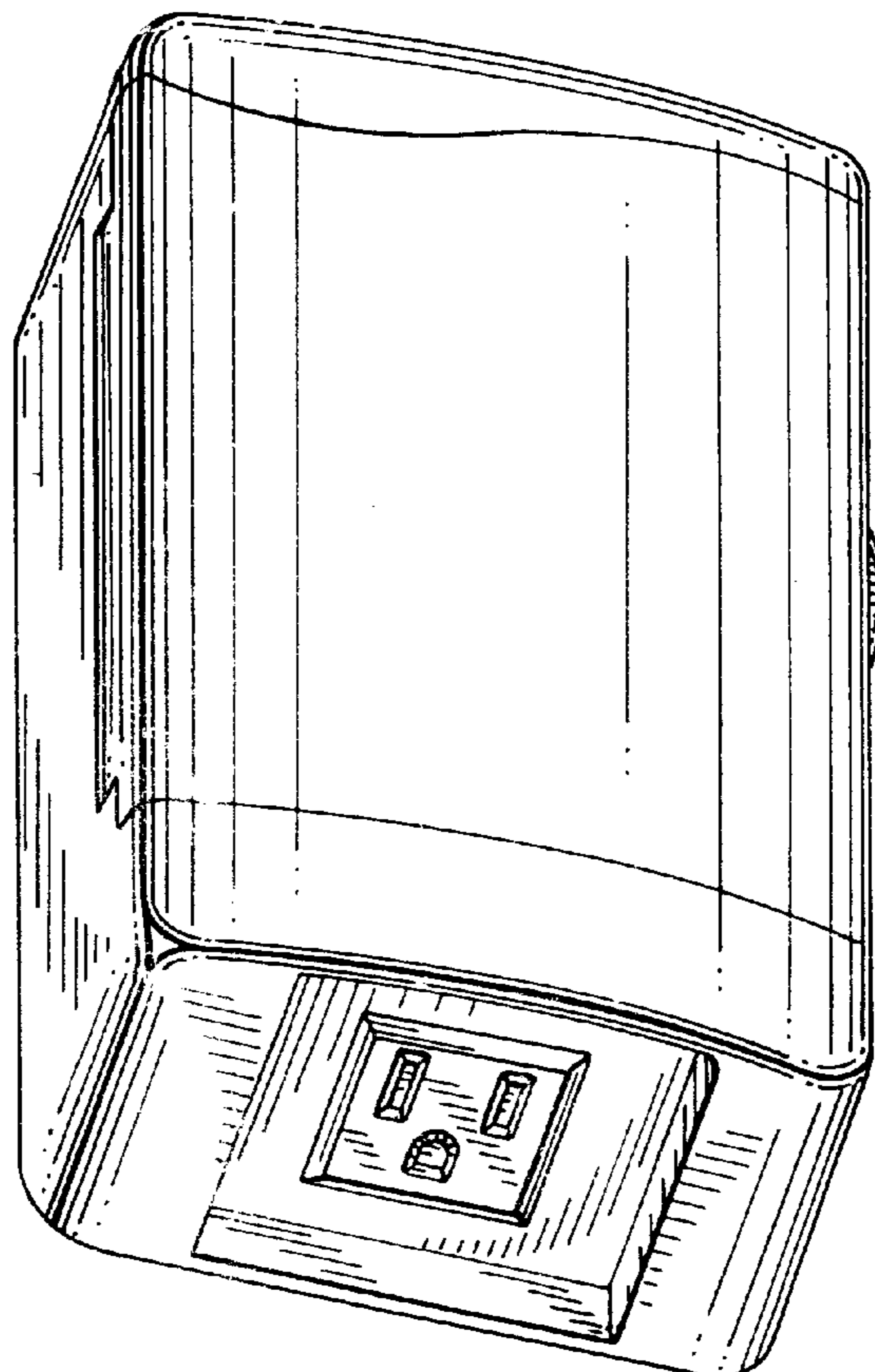


FIG. 1

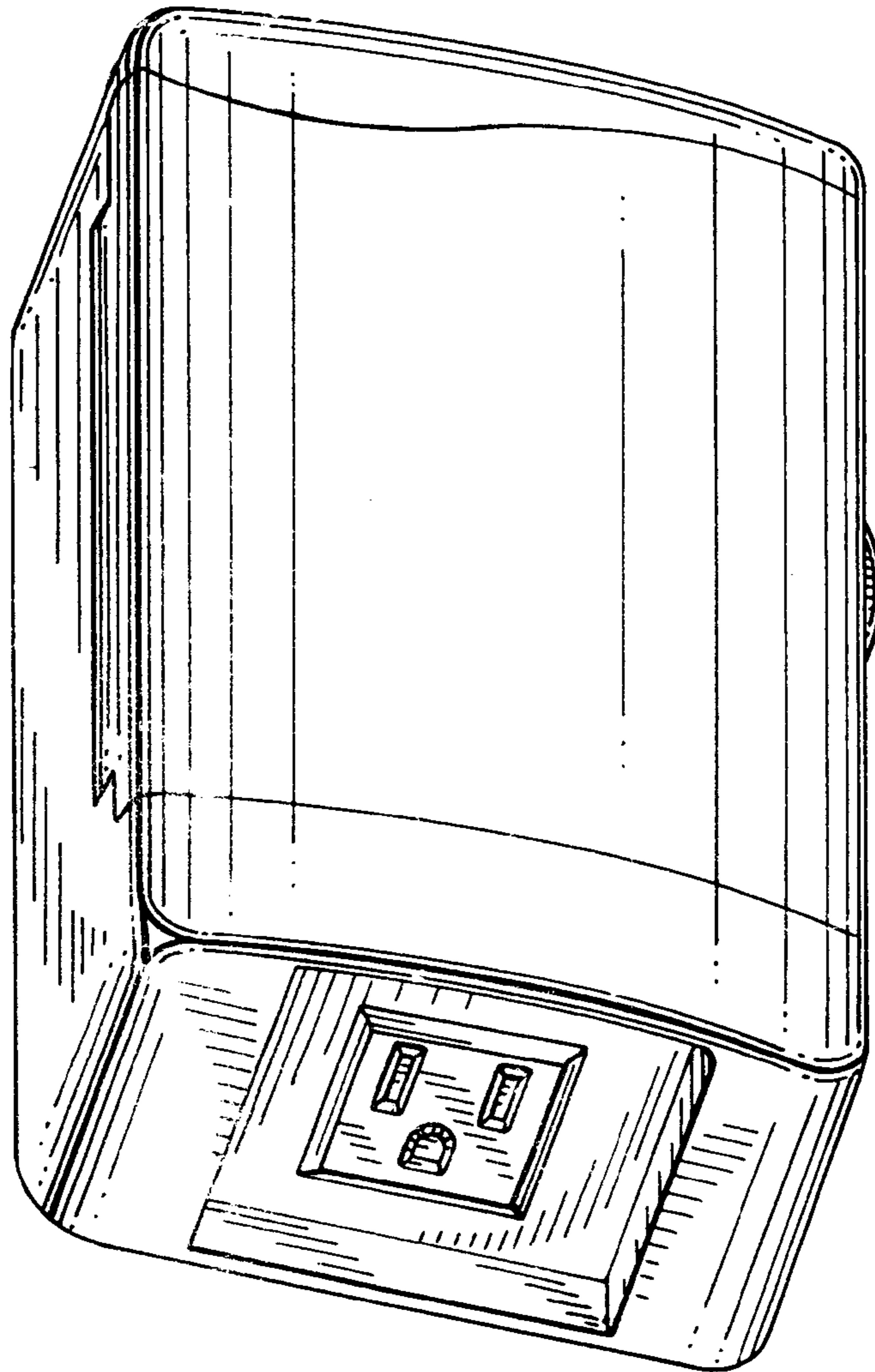


FIG. 2

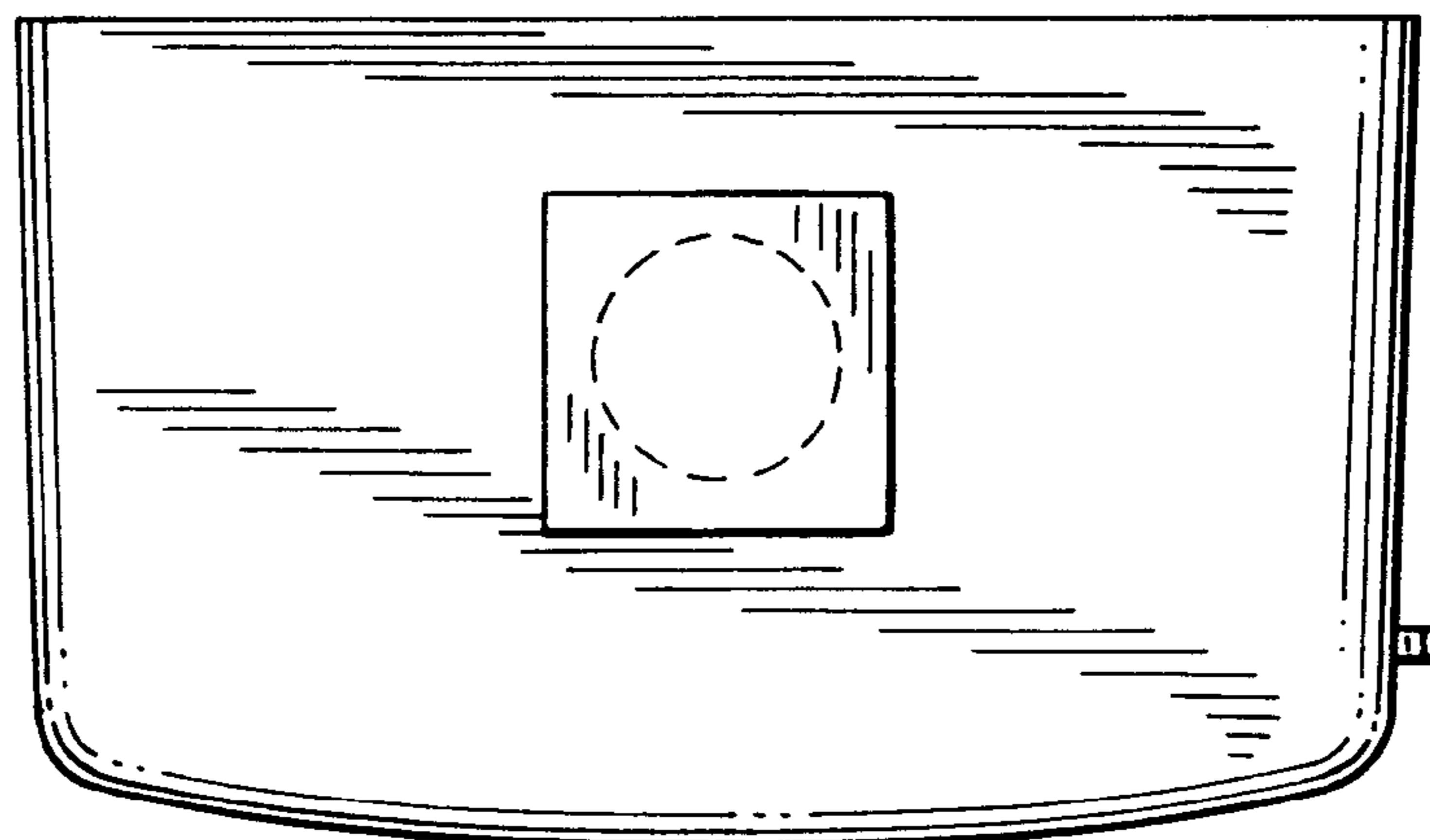


FIG. 4

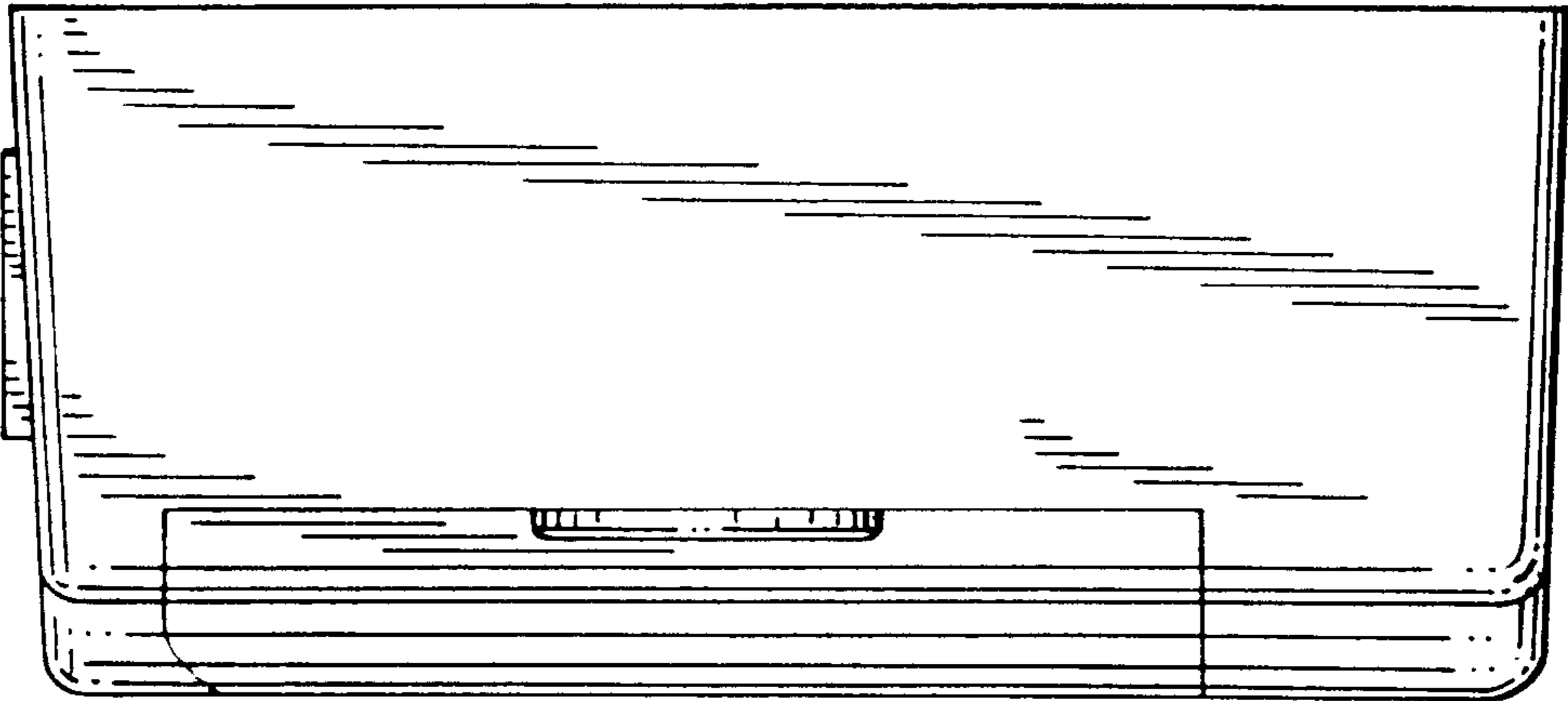


FIG. 3

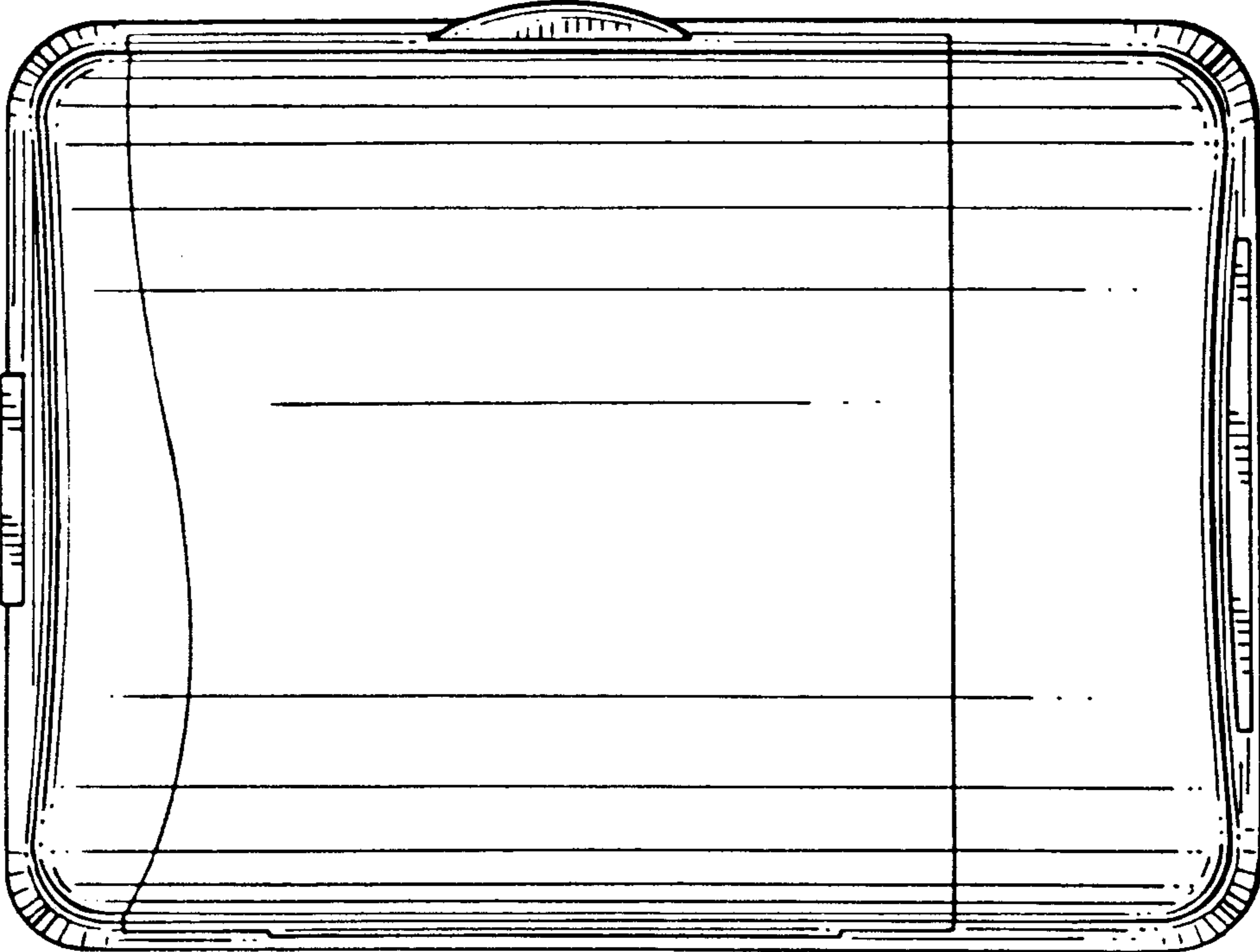


FIG. 5




FIG. 6

