



US00D511972S

(12) **United States Design Patent**  
**Bretz et al.**

(10) **Patent No.: US D511,972 S**  
(45) **Date of Patent: \*\* Nov. 29, 2005**

(54) **BOTTLE**  
(75) Inventors: **John M. Bretz**, Crystal Lake, IL (US);  
**John L. Konieczka**, Lake Barrington,  
IL (US); **Scott A. Schoessel**, Evanston,  
IL (US); **Jill Maine**, Chicago, IL (US);  
**Thomas C. Van Dyk**, Ramsey, NJ (US)

D434,330 S \* 11/2000 Rowe et al. .... D9/538  
D440,877 S 4/2001 Lichtman et al.  
D441,641 S 5/2001 Piccioli et al.  
D448,673 S 10/2001 Bretz et al.  
D450,581 S 11/2001 Lichtman et al.  
D456,704 S 5/2002 Ranchetti  
D457,055 S 5/2002 Ranchetti  
D457,056 S 5/2002 Ranchetti  
D466,021 S \* 11/2002 Thierjung et al. .... D9/538

(73) Assignee: **Stokely-Van Camp, Inc.**, Chicago, IL  
(US)

\* cited by examiner

(\*\*) Term: **14 Years**

*Primary Examiner*—Sandra L. Morris  
(74) *Attorney, Agent, or Firm*—Ryndak & Suri

(21) Appl. No.: **29/209,568**

(57) **CLAIM**

(22) Filed: **Jul. 16, 2004**

The ornamental design for a bottle, as shown and described.

**Related U.S. Application Data**

**DESCRIPTION**

(62) Division of application No. 29/207,829, filed on Jun. 18,  
2004, which is a continuation of application No. 29/169,384,  
filed on Oct. 18, 2002, now abandoned.

FIG. 1 is a top plan of a bottle showing the new design;  
FIG. 2 is a bottom plan view thereof;  
FIG. 3 is a perspective view of a bottle showing the new  
design;  
FIG. 4 is an elevational view thereof;  
FIG. 5 is another elevational view thereof, representing a  
partial rotation of the bottle about its vertical axis from the  
elevational view depicted in FIG. 4;  
FIG. 6 is another elevational view thereof, representing a  
partial rotation of the bottle about its vertical axis from the  
elevational view depicted in FIG. 5;  
FIG. 7 is another elevational view thereof, representing a  
partial rotation of the bottle about its vertical axis from the  
elevational view depicted in FIG. 6;  
FIG. 8 is a top plan view thereof; and  
FIG. 9 is a bottom plan view thereof.  
FIG. 10 another elevational view thereof, representing a  
partial rotation of the bottle about its vertical axis from the  
elevational view depicted in FIG. 7; and,  
FIG. 11 another elevational view thereof, representing a  
partial rotation of the bottle about its vertical axis from the  
elevational view depicted in FIG. 8.  
The broken line showing is for illustrative purposes only,  
and forms no part of the claimed design.

(51) **LOC (8) Cl.** ..... **09-01**  
(52) **U.S. Cl.** ..... **D9/667; D9/558; D9/551**  
(58) **Field of Search** ..... D9/307, 434, 500–504,  
D9/516–520, 537–543, 549–552, 556–564,  
569–570; 215/379–383, 400; 220/890

(56) **References Cited**

**U.S. PATENT DOCUMENTS**

4,717,525 A \* 1/1988 Iizuka et al. .... 264/521  
D294,462 S 3/1988 Ota et al.  
D295,382 S 4/1988 Rogler  
4,805,788 A 2/1989 Akiho  
D300,805 S 4/1989 Rogler et al.  
4,863,046 A 9/1989 Collette et al.  
5,005,716 A 4/1991 Eberle  
5,178,290 A 1/1993 Ota et al.  
D345,693 S \* 4/1994 Edstrom ..... D9/538  
5,337,909 A 8/1994 Vaillencourt  
5,341,946 A \* 8/1994 Vaillencourt et al. .... 215/381  
D364,565 S 11/1995 Vaillencourt et al.  
D382,799 S 8/1997 Darr  
D393,802 S \* 4/1998 Collette et al. .... D9/502  
D426,460 S 6/2000 Krishnakumar et al.  
D433,322 S 11/2000 Krishnakumar et al.

**1 Claim, 5 Drawing Sheets**





FIG. 1

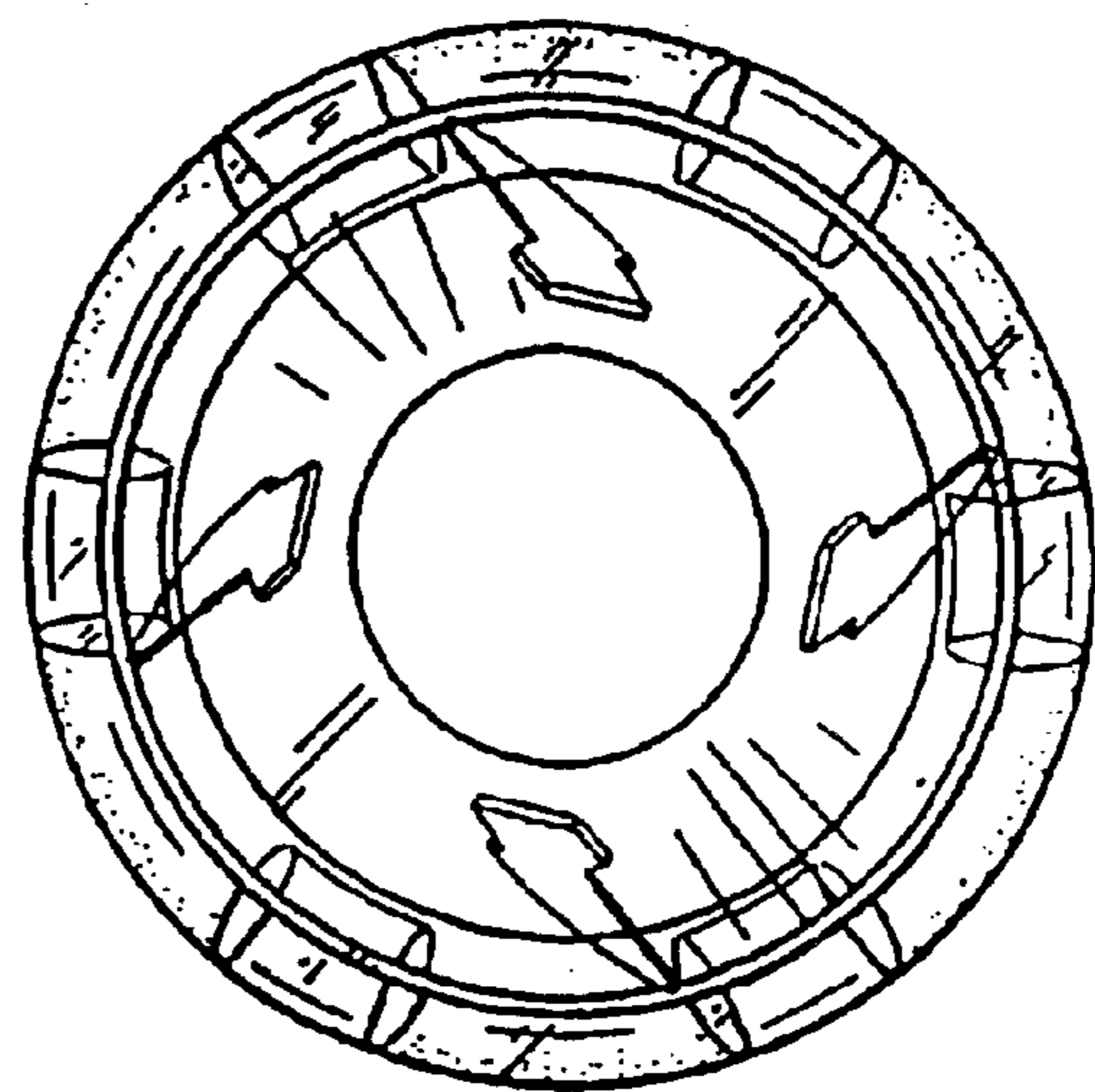


FIG. 2

FIG. 3

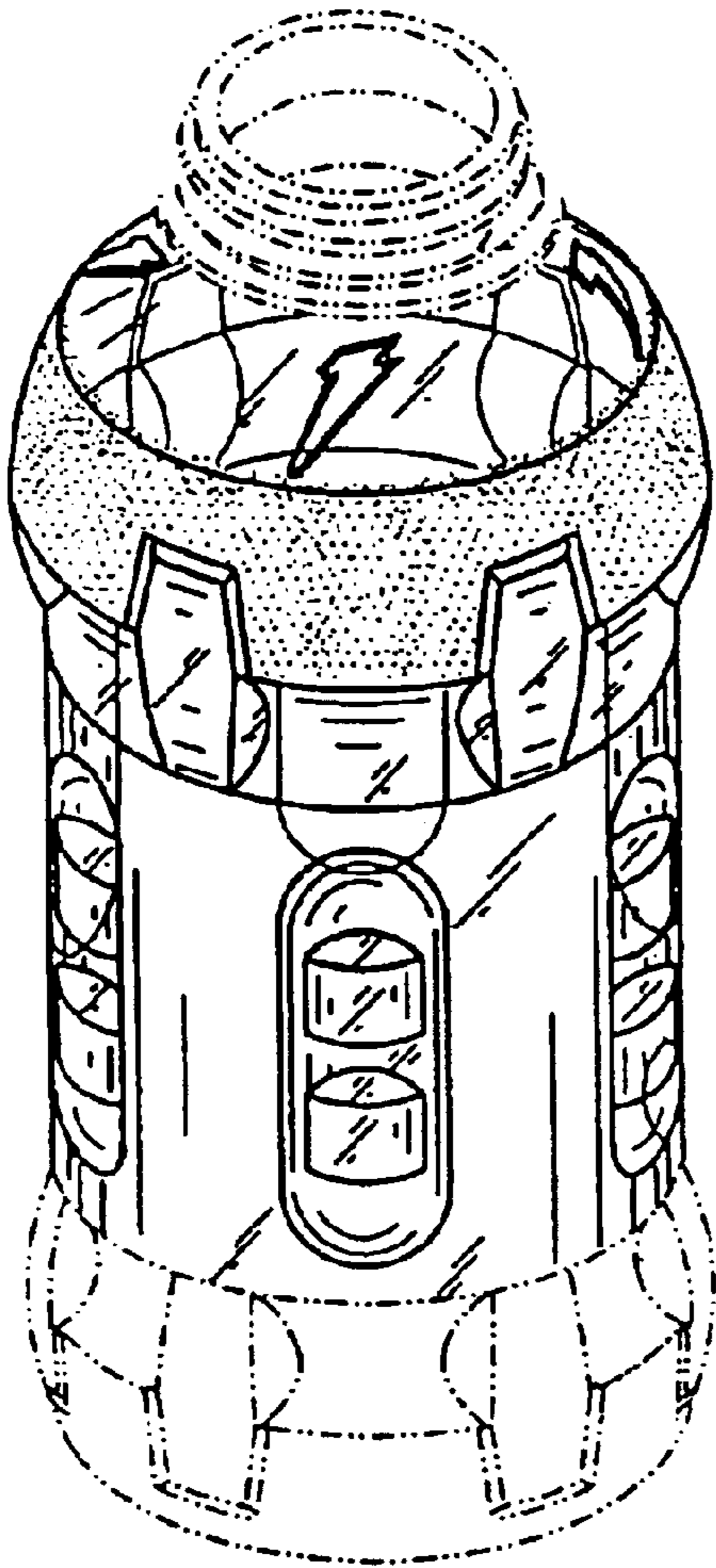


FIG. 4

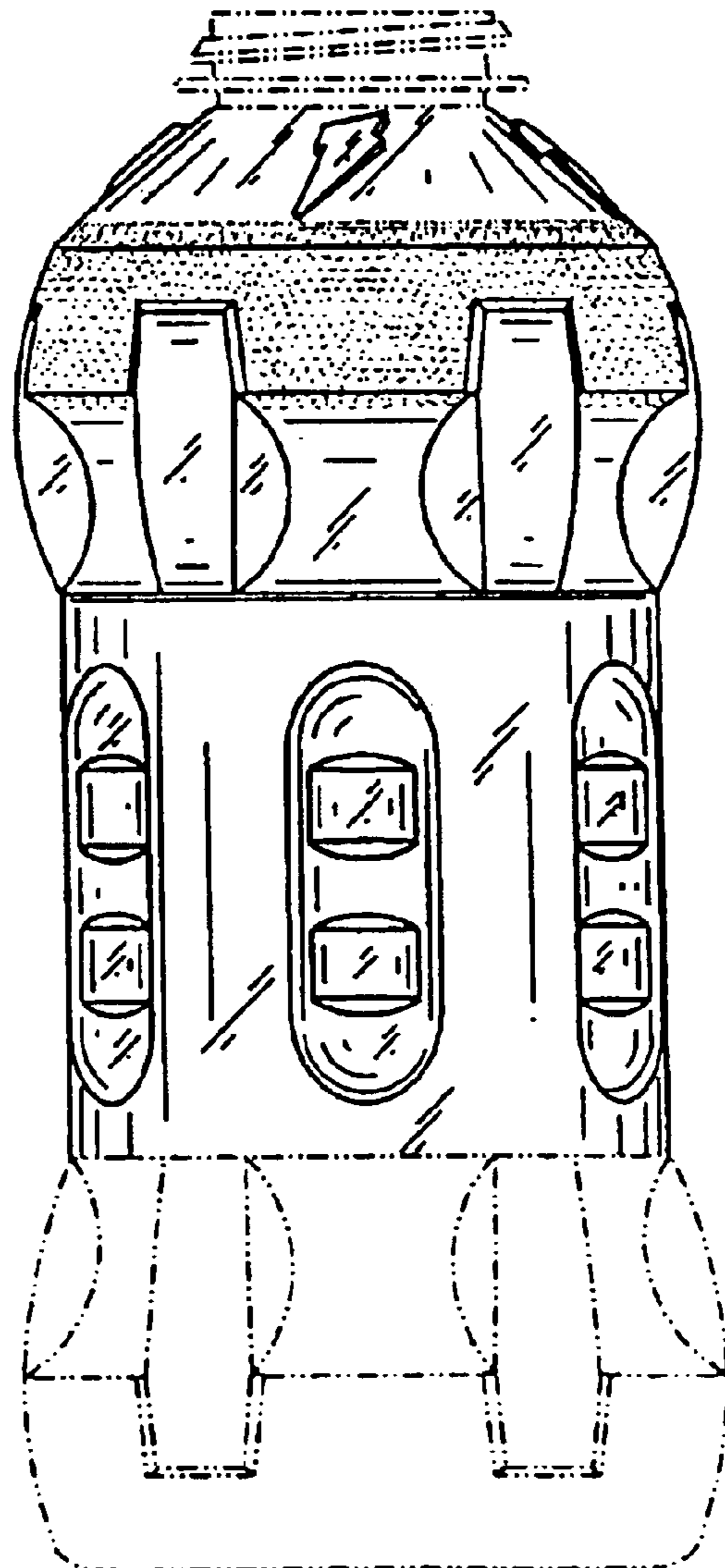


FIG. 5

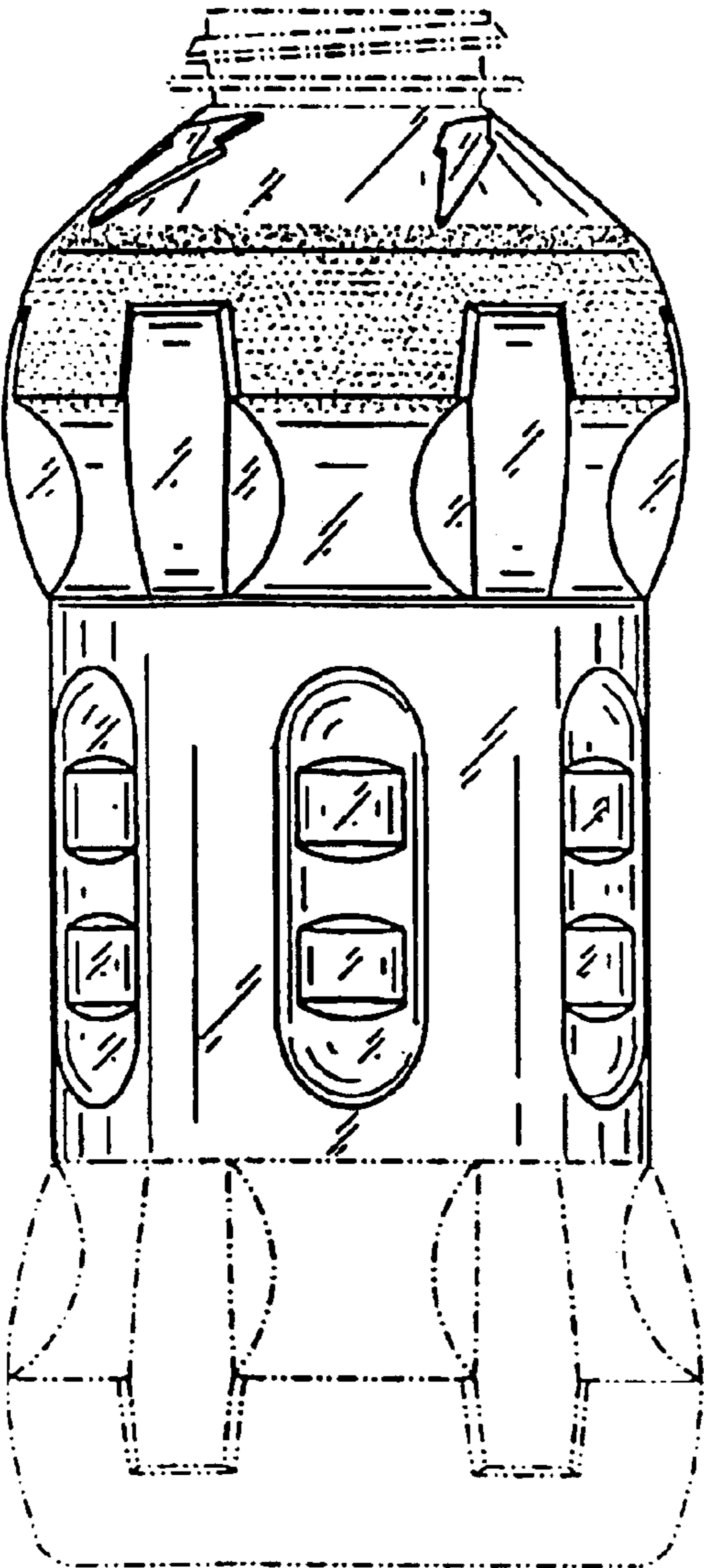


FIG. 6

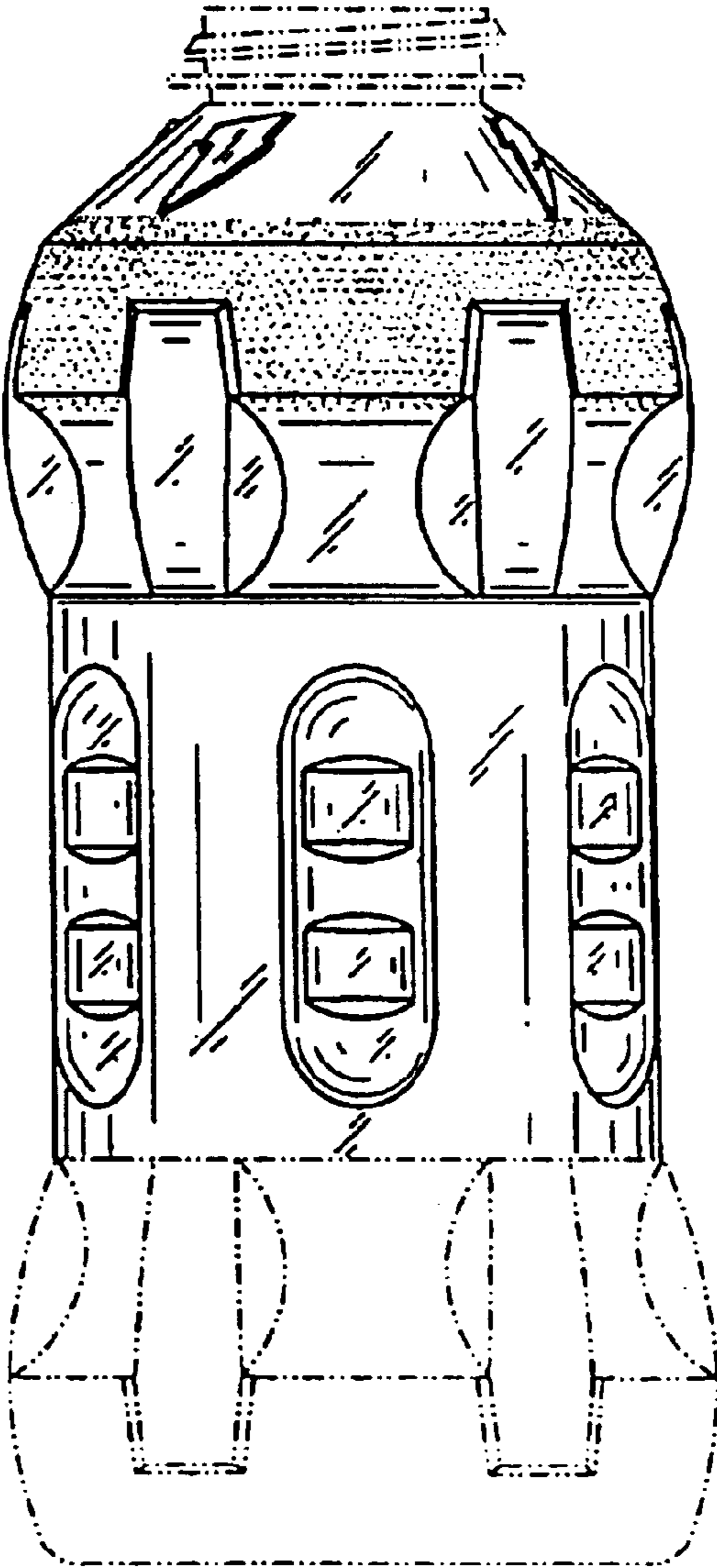


FIG. 7


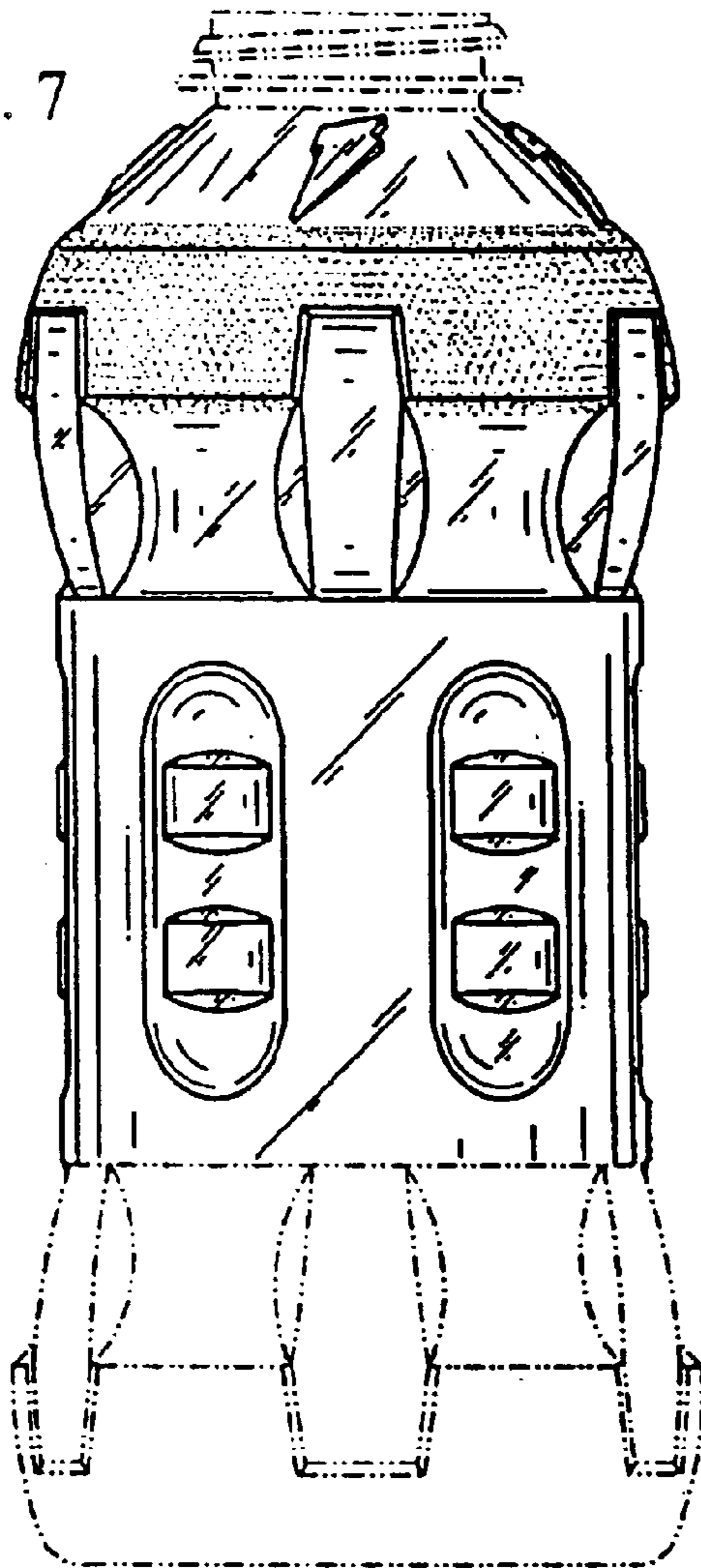


FIG. 8

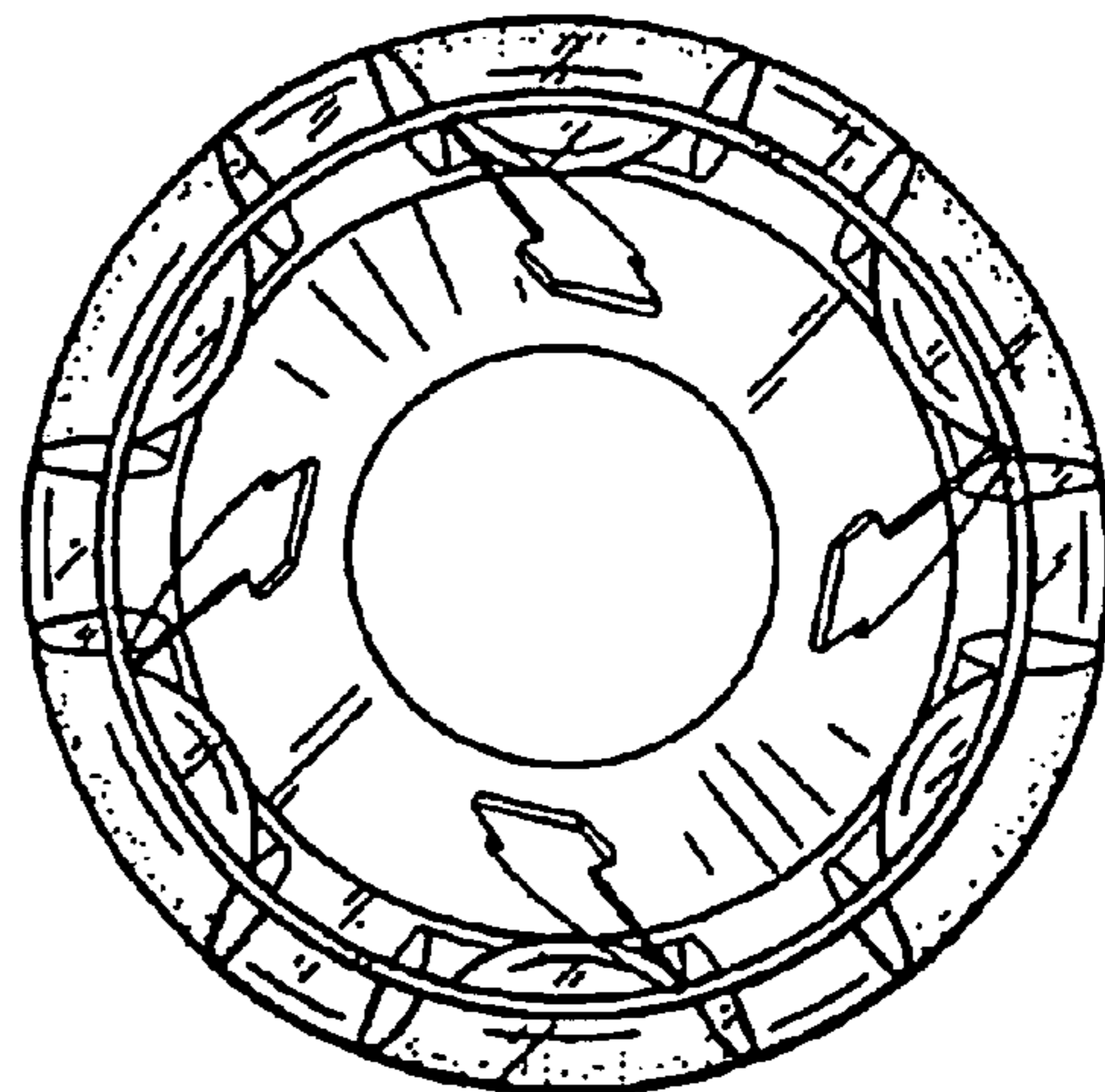


FIG. 9

FIG. 10




FIG. 11

