



US00D511970S

(12) **United States Design Patent** (10) **Patent No.:** **US D511,970 S**
Cleary (45) **Date of Patent:** **** Nov. 29, 2005**

(54) **BOTTLE**
 (75) Inventor: **Wayne C. Cleary**, Glenshaw, PA (US)
 (73) Assignee: **H.J. Heinz Company**, Pittsburgh, PA (US)
 (**) Term: **14 Years**
 (21) Appl. No.: **29/217,563**
 (22) Filed: **Nov. 19, 2004**

D250,170 S 11/1978 Strand
 D252,014 S 6/1979 Furlong et al.
 D262,778 S 1/1982 Britt et al.
 D273,092 S 3/1984 Kretz
 D294,121 S 2/1988 Cramer
 D312,131 S 11/1990 Esteves
 D312,878 S 12/1990 Mariol
 D317,987 S 7/1991 Demarest
 D333,268 S 2/1993 Arlinghaus et al.
 D337,525 S 7/1993 Collette et al.
 5,226,638 A 7/1993 Ausilio
 D343,791 S 2/1994 Pitaknarongphorn
 5,301,845 A 4/1994 Labonte
 D352,246 S 11/1994 Samimi et al.
 D364,092 S 11/1995 Feen
 D366,618 S 1/1996 Brillet et al.
 D371,849 S 7/1996 Thom
 D376,980 S 12/1996 LoPreto
 D379,307 S 5/1997 Marriage
 D383,847 S 9/1997 Skinner
 D384,889 S 10/1997 Nasrallah
 D386,085 S 11/1997 Green
 D391,853 S 3/1998 Green et al.
 D408,290 S 4/1999 Verdura et al.

Related U.S. Application Data

(62) Division of application No. 29/168,677, filed on Oct. 8, 2002, now Pat. No. Des. 498,680.
 (51) **LOC (8) Cl.** **09-01**
 (52) **U.S. Cl.** **D9/542; D9/563**
 (58) **Field of Search** D9/516, 520, 530, D9/541-542, 549-550, 557-558, 563, 570, 571-574, 300; 215/382-384, 396, 398, 400; 220/666, 669; D28/7, 76

(Continued)

(56) **References Cited**

U.S. PATENT DOCUMENTS

D38,385 S 12/1906 Kohn
 D82,202 S 9/1930 Winegard
 D92,436 S 6/1934 Stevens
 D98,426 S 2/1936 Fuerst
 D116,862 S 9/1939 Mas
 D124,122 S 12/1940 Teunisz
 D131,470 S 3/1942 Key
 2,991,896 A 7/1961 Glover et al.
 D195,000 S 4/1963 Goldscholl
 D201,585 S 7/1965 Roberts
 D217,585 S 5/1970 Lambelet
 D217,805 S 6/1970 Douglas
 D223,436 S 4/1972 Hills
 D236,432 S 8/1975 O'Brien
 D238,554 S 1/1976 Pardo
 D242,691 S 12/1976 Koenigsberg
 D249,228 S 9/1978 Schacher et al.

Primary Examiner—Carol Rademaker
 (74) *Attorney, Agent, or Firm*—Buchanan Ingersoll PC

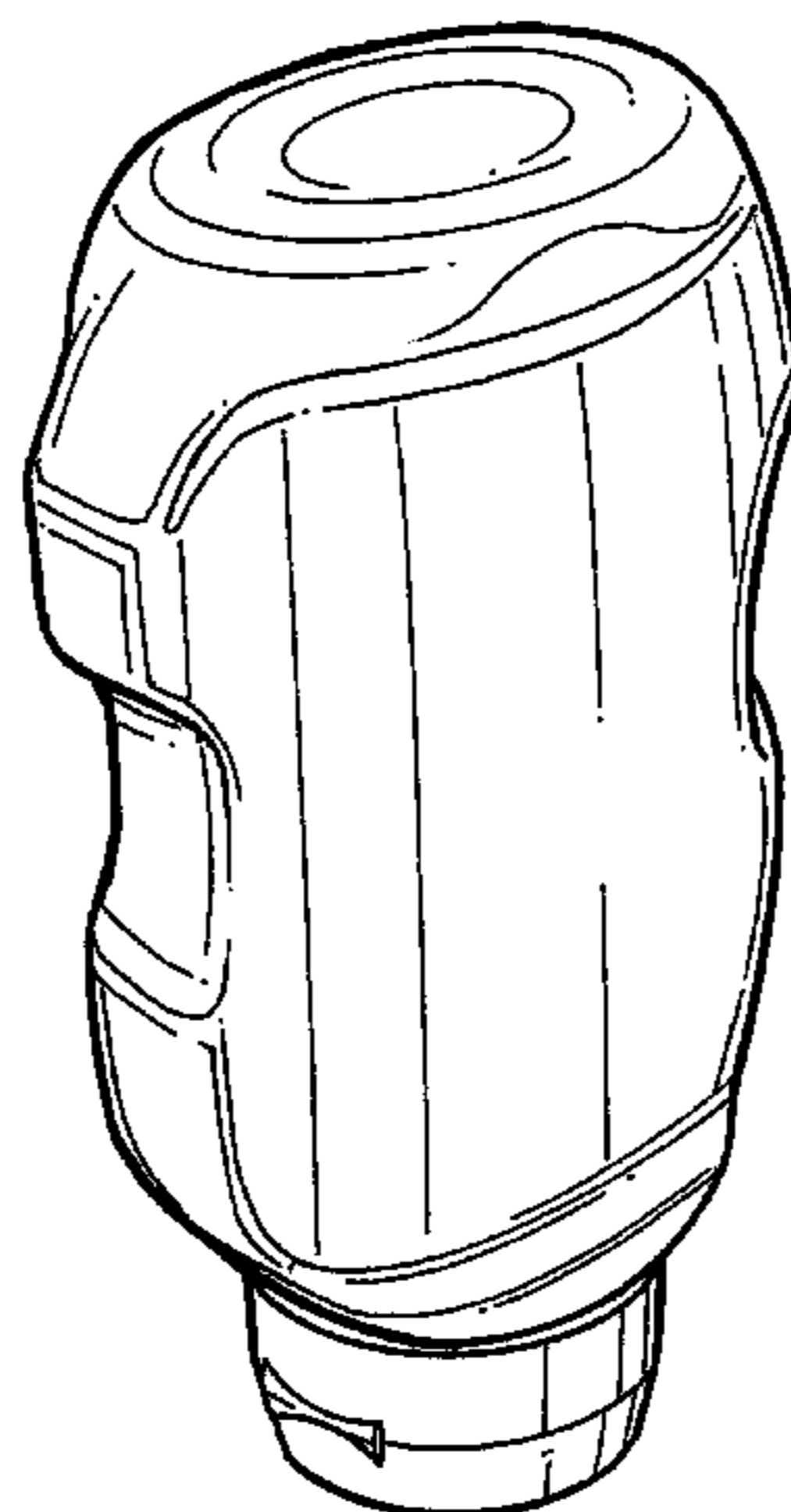
(57) **CLAIM**

The ornamental design for a bottle, as shown and described.

DESCRIPTION

FIG. 1 is a perspective view of a bottle showing my new design.
 FIG. 2 is a front elevational view; the rear elevational view being a mirror image thereof.
 FIG. 3 is a side elevational view; the other side elevational view being a mirror image thereof.
 FIG. 4 is a bottom plan view thereof; and,
 FIG. 5 is a top plan view thereof.

1 Claim, 2 Drawing Sheets



US D511,970 S

Page 2

U.S. PATENT DOCUMENTS

D412,281 S	7/1999	Lindsay et al.	D426,953 S	6/2000	Vanden Dries et al.
D413,267 S	8/1999	Mohary	D428,339 S	7/2000	Johnston et al.
D413,807 S	9/1999	Mikla	D428,813 S	8/2000	Haley
D414,117 S	9/1999	Mikla	D440,318 S	4/2001	Meyers et al.
D421,910 S	3/2000	Warner et al.	D447,955 S	9/2001	Beaver et al.
			D462,272 S	9/2002	Baijnath et al.
			D481,639 S	11/2003	Crawford

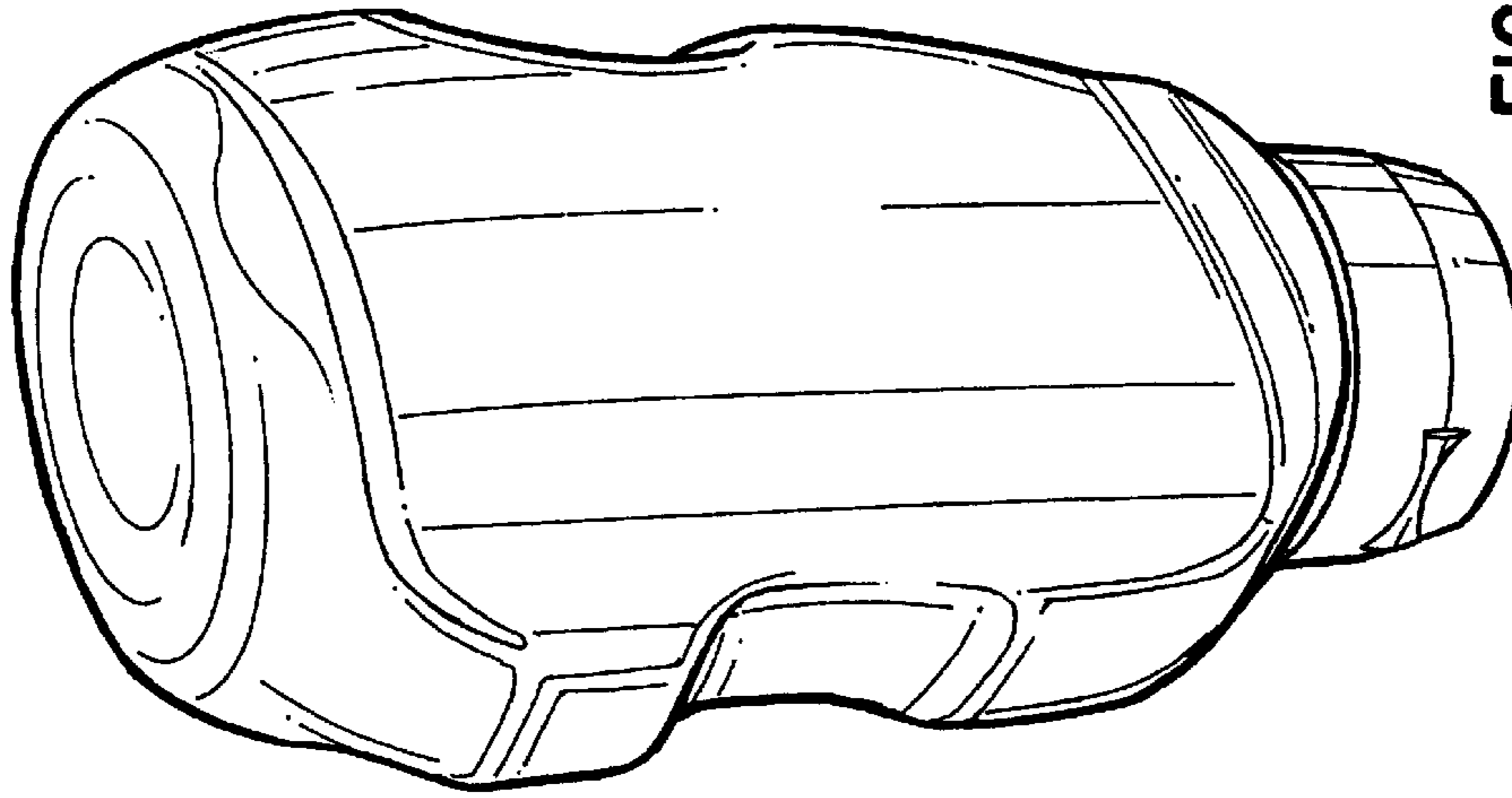


FIG. 1

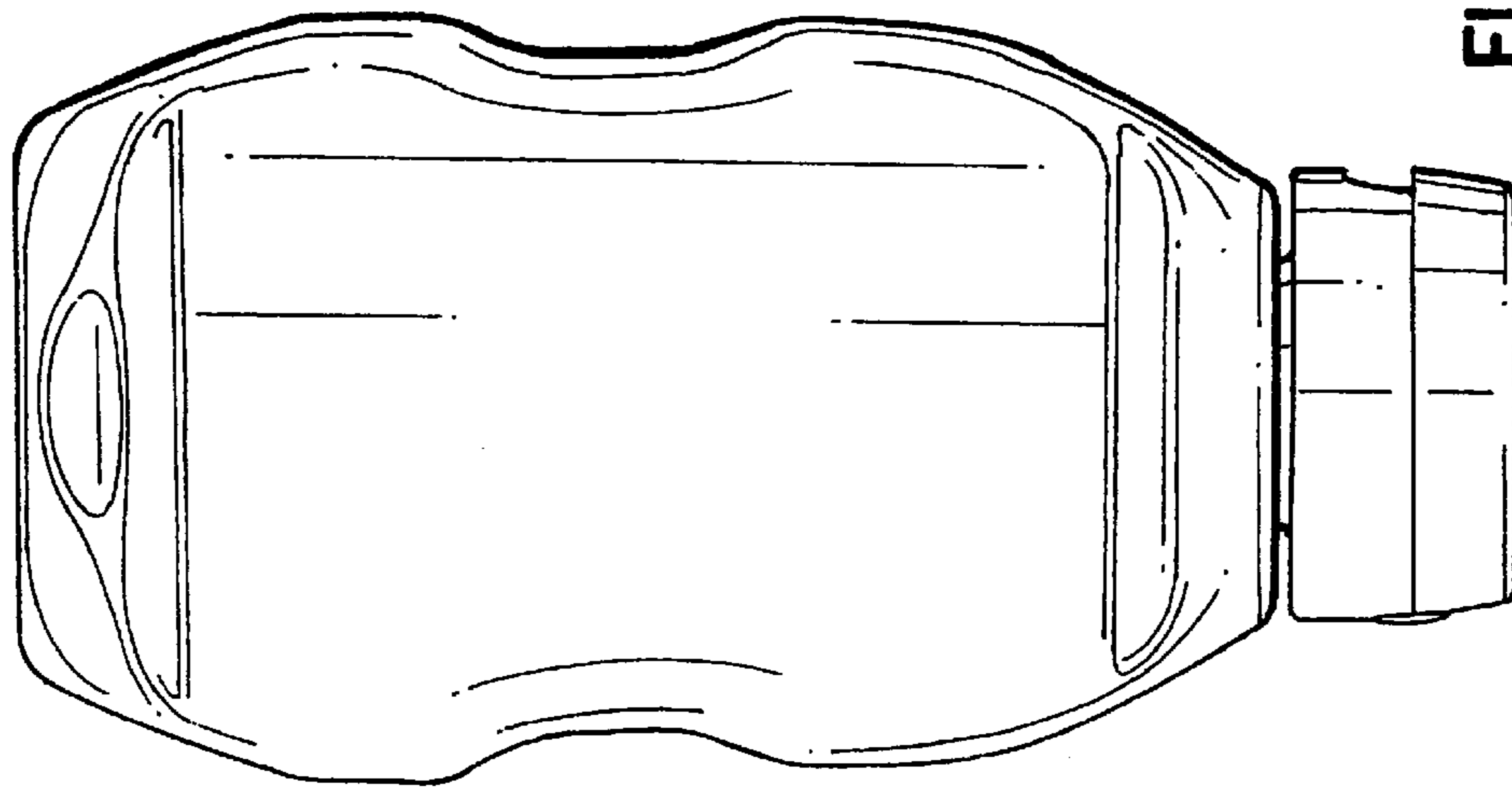


FIG. 2

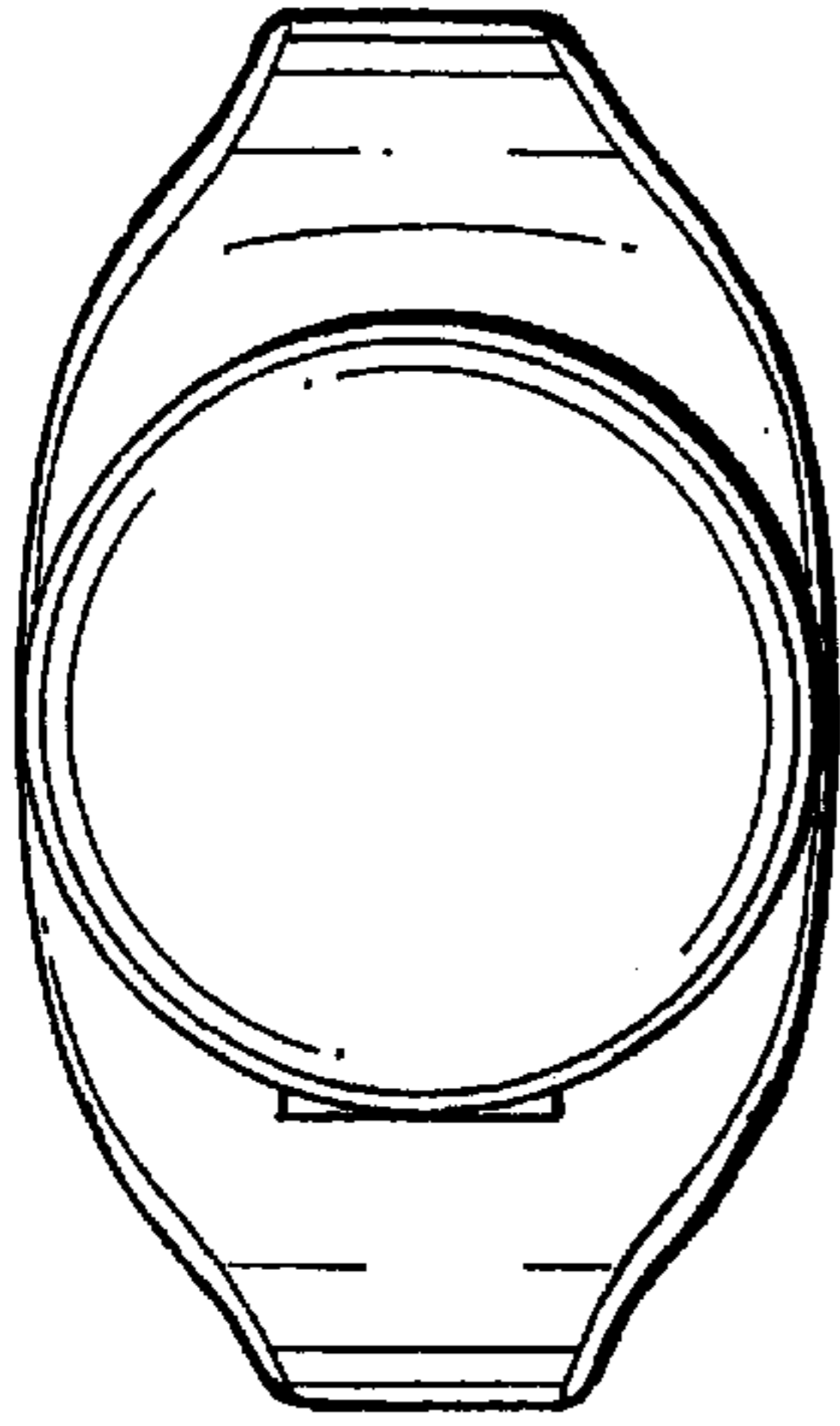


FIG. 4

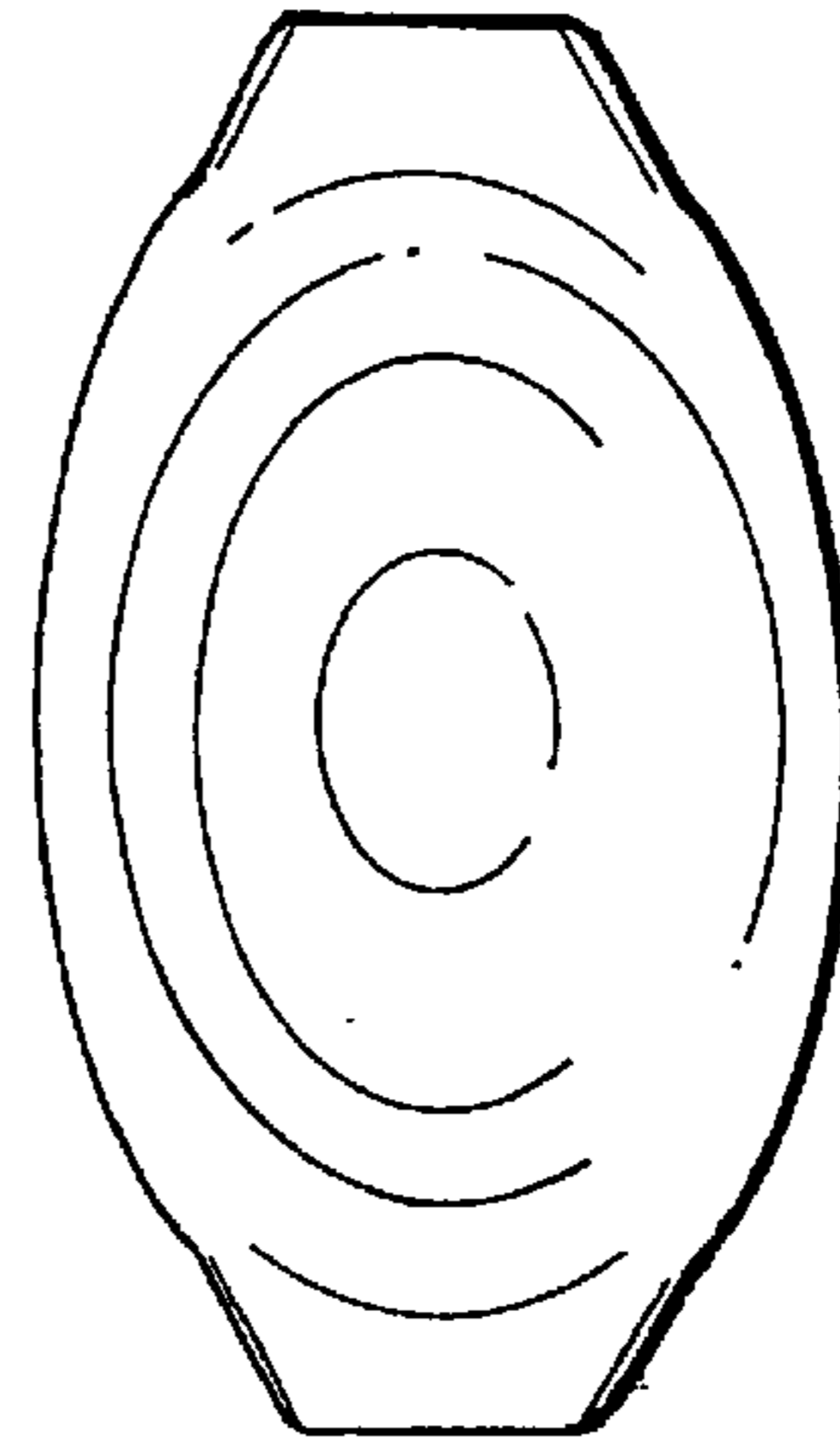


FIG. 5

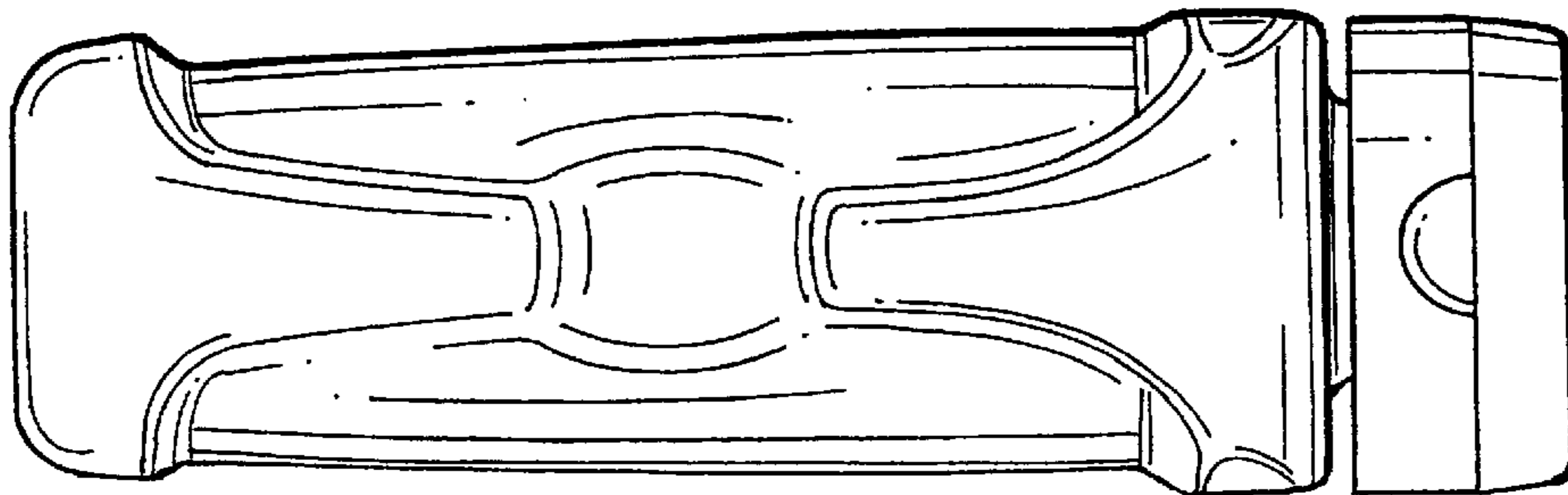


FIG. 3