



US00D511968S

(12) **United States Design Patent** (10) **Patent No.:** **US D511,968 S**
Boyd (45) **Date of Patent:** **** Nov. 29, 2005**

(54) **CONTAINER WITH PRODUCT**
(75) **Inventor:** **Thomas J. Boyd, Somerset, NJ (US)**
(73) **Assignee:** **Colgate-Palmolive Company, New York, NY (US)**
(**) **Term:** **14 Years**

D461,718 S * 8/2002 Brozell D9/529
D494,316 S * 8/2004 Boyd D28/4
D494,708 S * 8/2004 Boyd D28/4
D494,709 S * 8/2004 Boyd D28/4
D494,870 S * 8/2004 Bakic D9/563
D497,685 S * 10/2004 Boyd D28/4
D497,686 S * 10/2004 Boyd D28/4

(21) **Appl. No.:** **29/190,647**
(22) **Filed:** **Sep. 25, 2003**

Retrieved from the internet: [http://web.archive.org/web/20020528121940/http://colgate2in1.com/] May 28, 2002; 1 page.*

(51) **LOC (8) Cl.** **09-01**
(52) **U.S. Cl.** **D9/529; D9/715; D9/414**
(58) **Field of Search** D9/715, 730, 523, D9/529, 563, 542, 543, 521, 535, 549, 551, 558, 447, 420, 435, 440, 445, 415, 417; D26/5, 6, 16, 17, 7; D1/100, 101, 112, 116, 120, 127, 128, 130, 199; 424/49, 52, 401; D28/4, 8.1; 431/288, 126; 222/145.3; 126/263.1; 206/227; 132/321; 362/565, 566, 569, 803

OTHER PUBLICATIONS
* cited by examiner
Primary Examiner—Stella Reid
Assistant Examiner—Shanda C. Hill
(74) *Attorney, Agent, or Firm*—Clifford E. Wilkins

(56) **References Cited**

U.S. PATENT DOCUMENTS

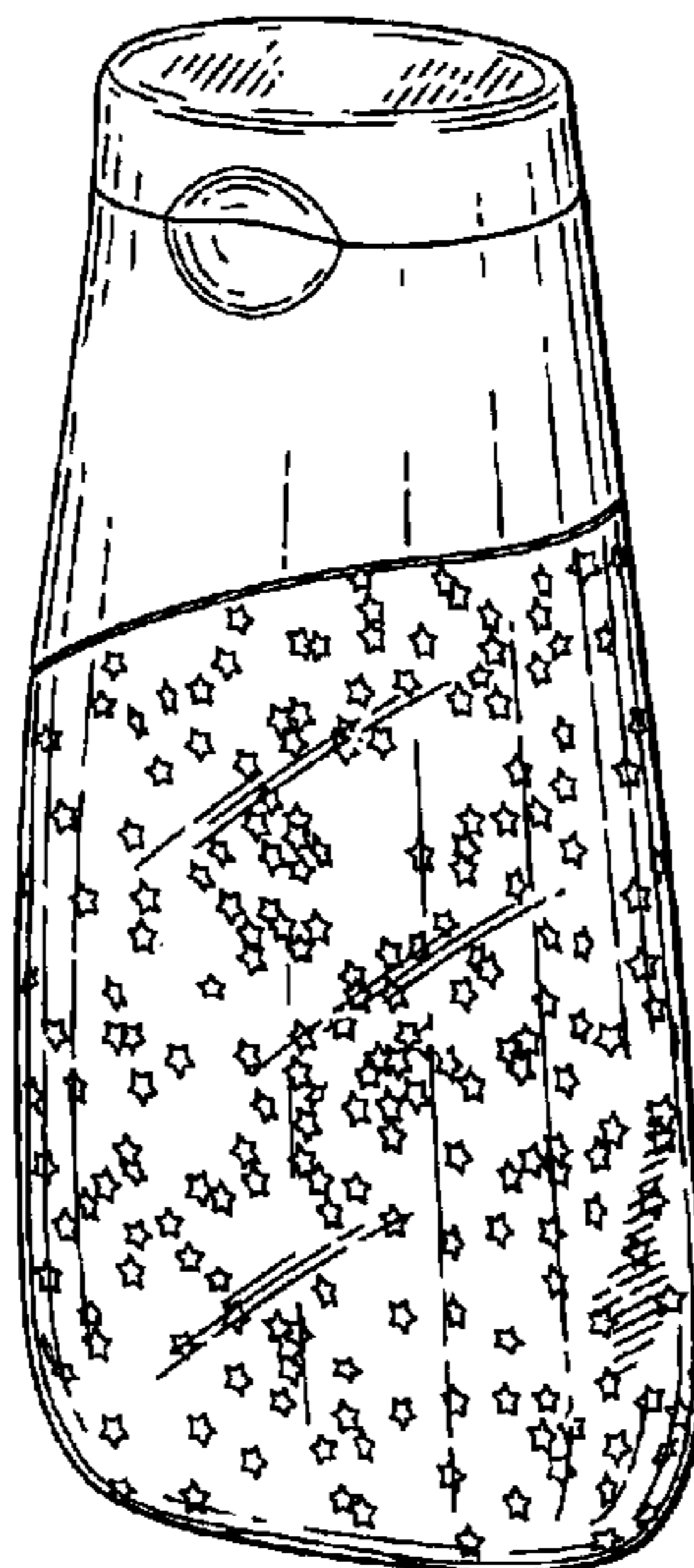
3,944,661 A 3/1976 Colodney et al. 424/49
4,003,971 A 1/1977 Mannara 264/9
4,069,311 A 1/1978 Mannara 424/49
4,069,312 A 1/1978 Mannara 424/49
4,849,212 A 7/1989 Glandorf et al. 424/52
D407,316 S * 3/1999 Zaksenberg D9/523
D420,463 S 2/2000 Mandadi et al. D28/4
D424,717 S * 5/2000 Padilla et al. D26/7
D425,429 S * 5/2000 Weber D9/529
6,139,820 A * 10/2000 Fischer et al. 424/52
D437,559 S * 2/2001 Fenton et al. D9/558
D443,516 S * 6/2001 Fenton et al. D9/521

(57) **CLAIM**
The ornamental design for a container with product, of my design.

DESCRIPTION

The container with product has a container at least part of which is substantially transparent showing a product with suspended star shaped pieces.
FIG. 1 is a perspective view of the container with product of my design;
FIG. 2 is a front elevation view thereof.
FIG. 3 is a rear elevation view thereof.
FIG. 4 is a right side view thereof.
FIG. 5 is a left side view thereof.
FIG. 6 is a top plan view thereof; and,
FIG. 7 is a bottom plan view thereof.

1 Claim, 6 Drawing Sheets



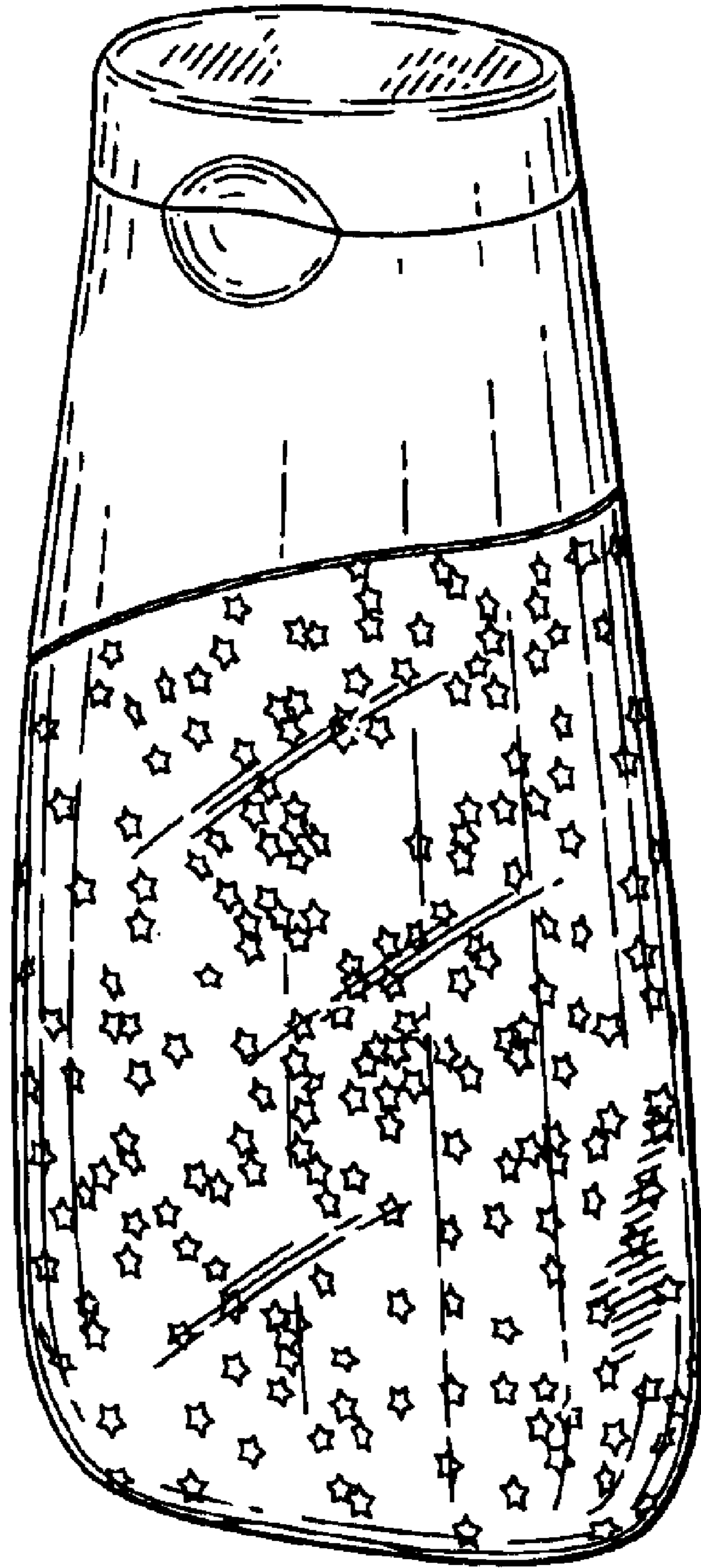


FIG. 1

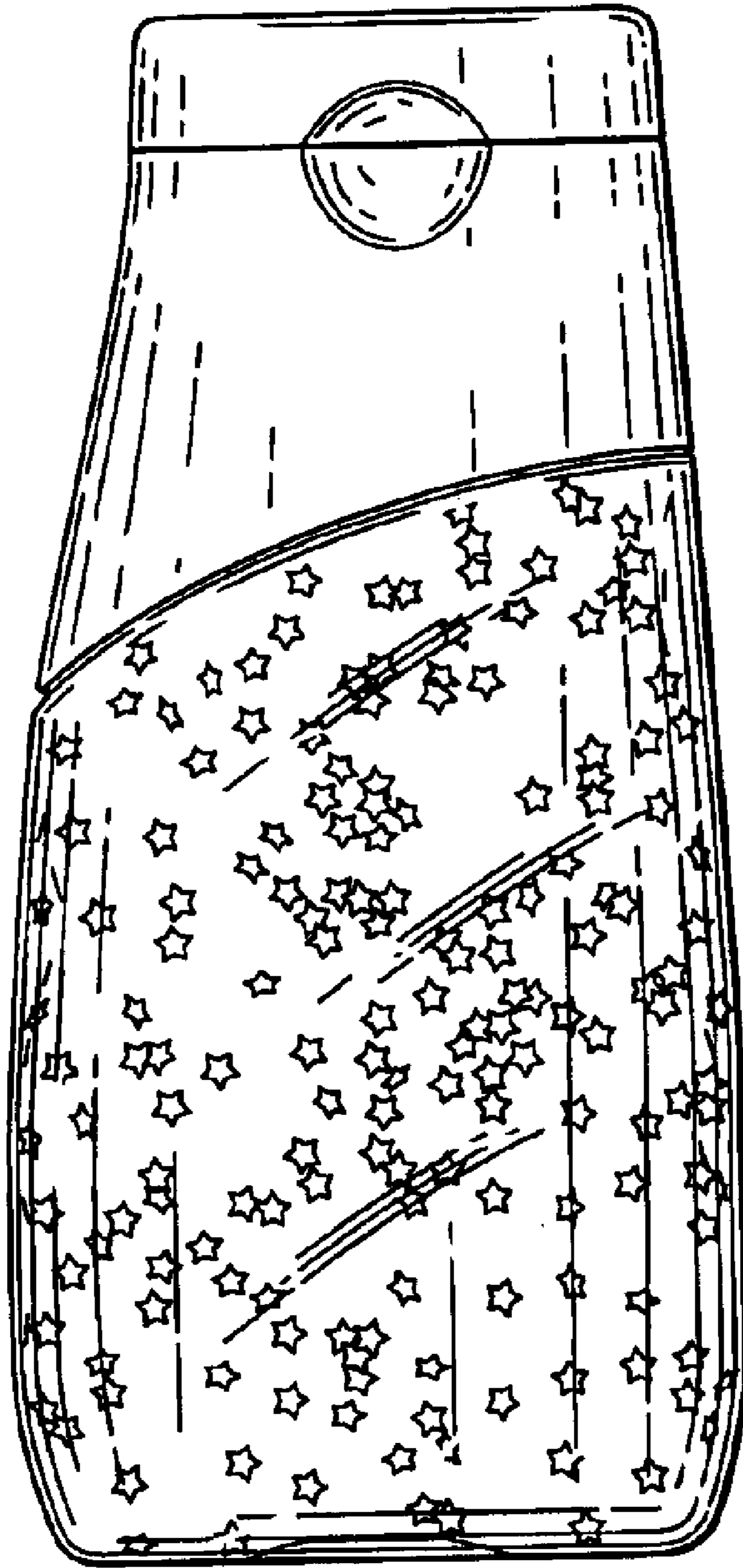


FIG. 2

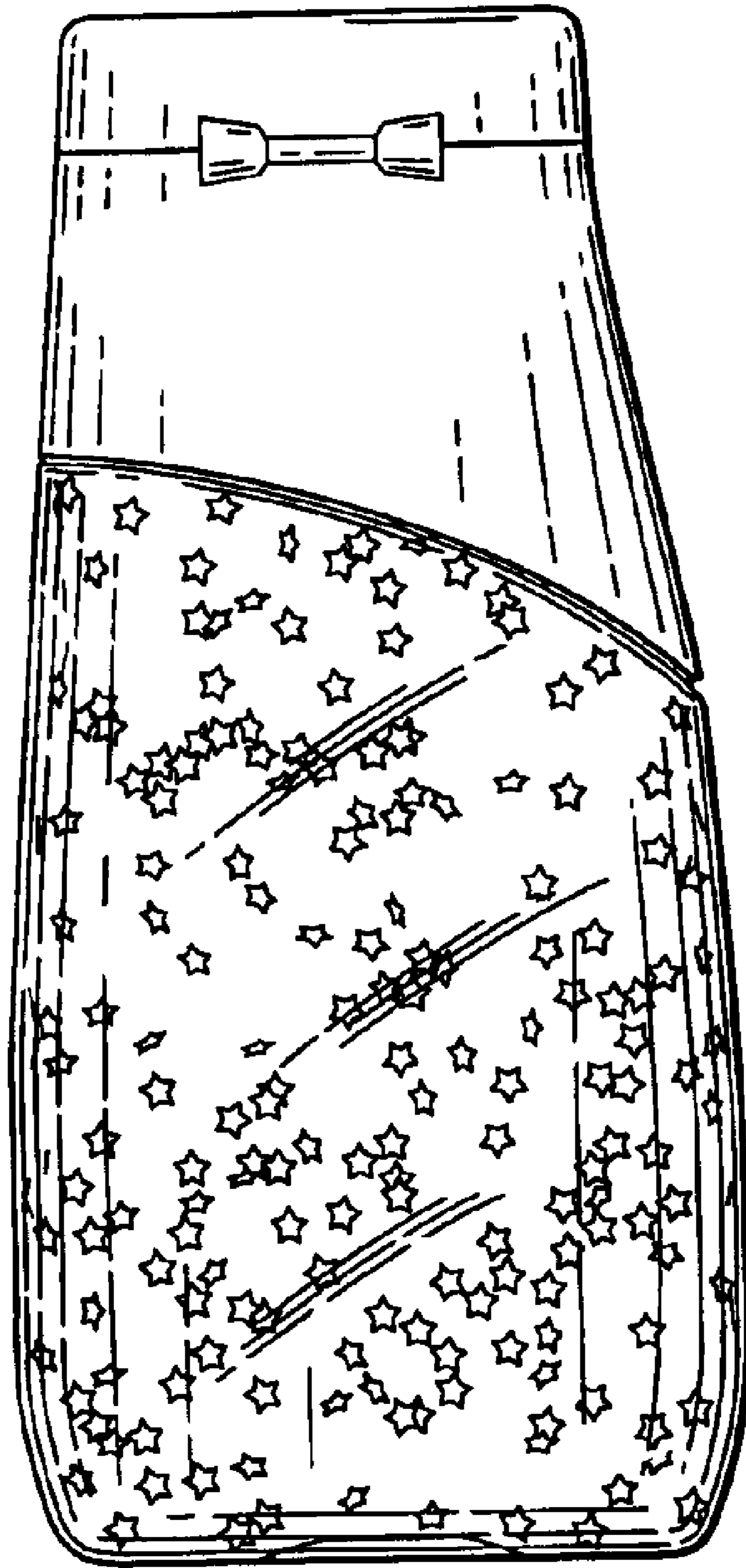


FIG. 3

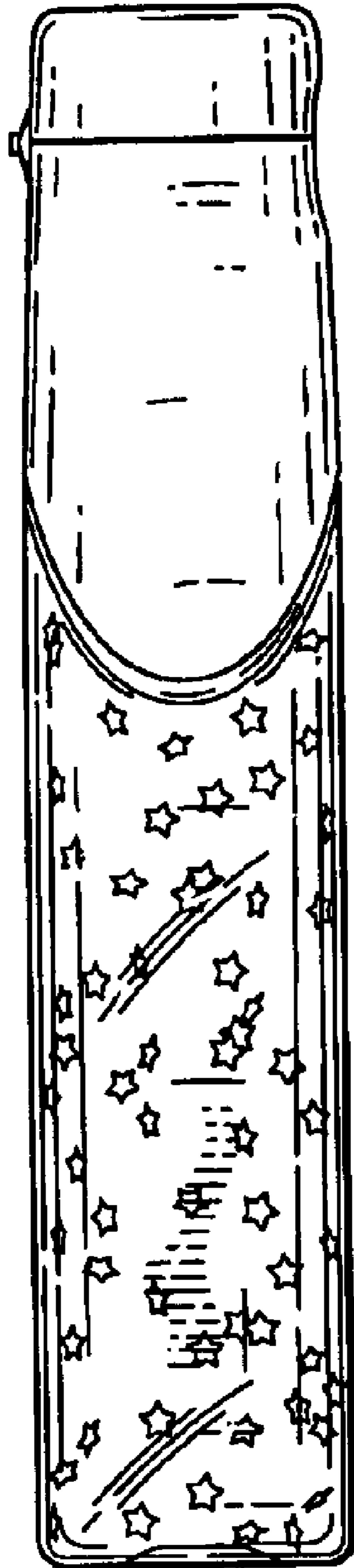


FIG. 4




FIG. 5

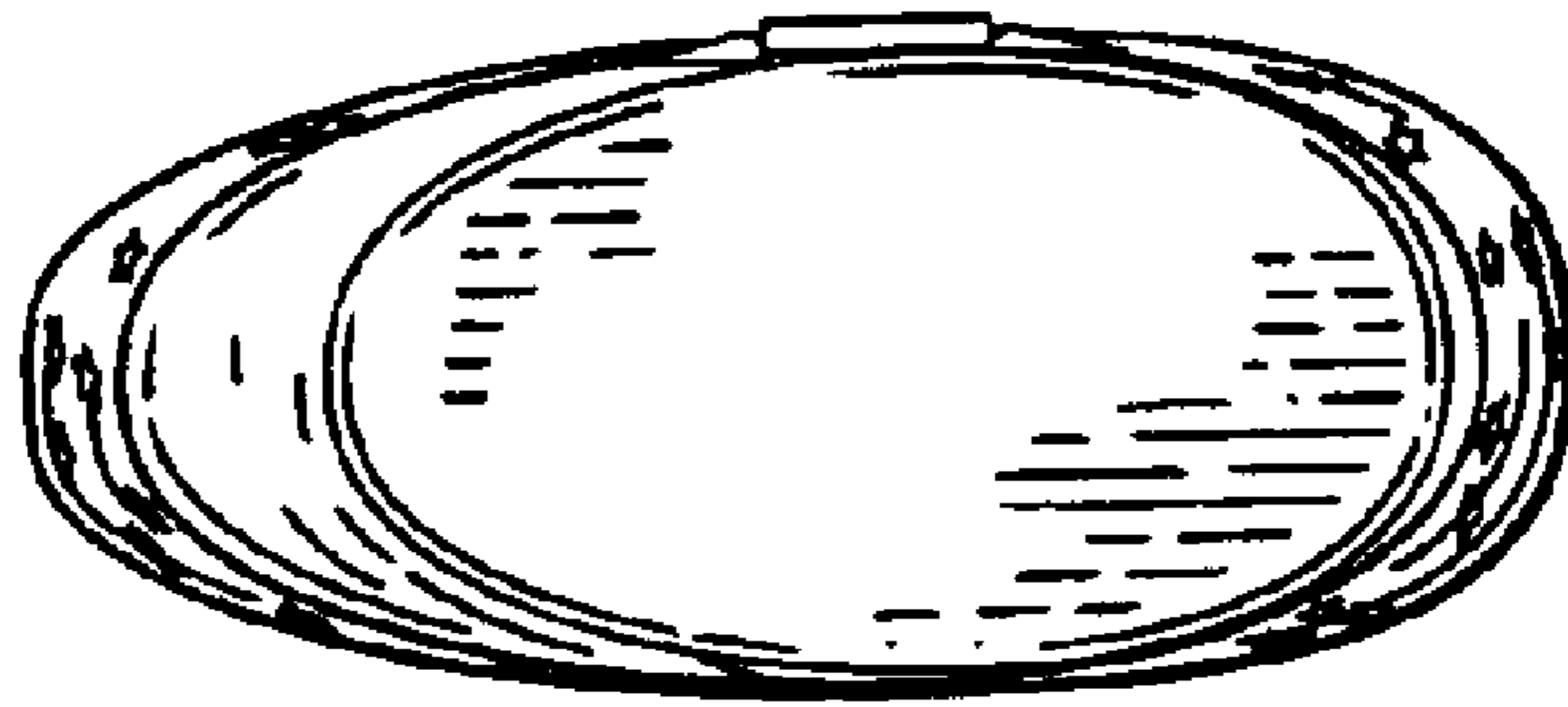


FIG. 6

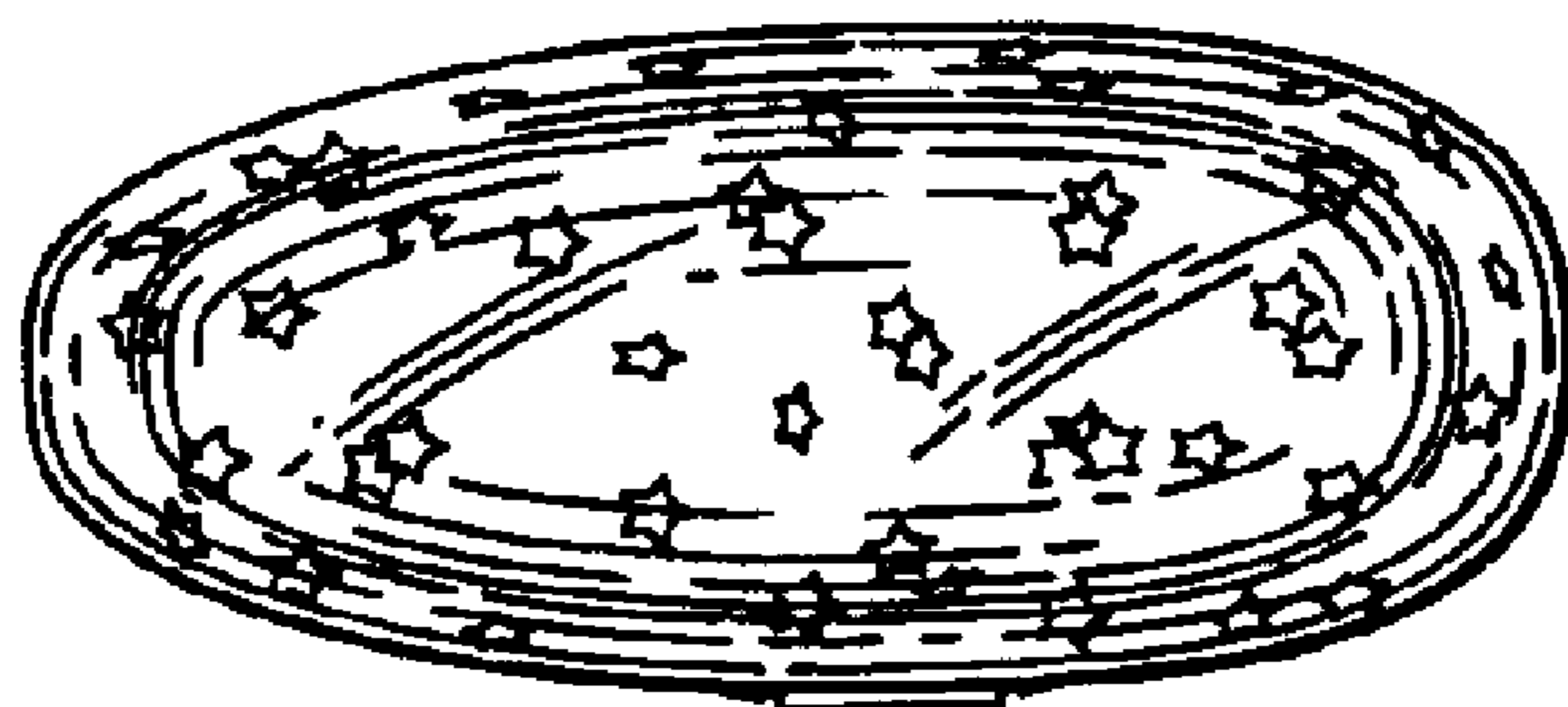


FIG. 7