



US00D511967S

(12) **United States Design Patent** (10) **Patent No.:** **US D511,967 S**
Bodet (45) **Date of Patent:** **** Nov. 29, 2005**

- (54) **SPRAY CAP**
- (75) Inventor: **Herve Bodet**, Verdun (FR)
- (73) Assignee: **Lindal Ventil GmbH** (DE)
- (**) Term: **14 Years**
- (21) Appl. No.: **29/201,571**
- (22) Filed: **Mar. 17, 2004**
- (30) **Foreign Application Priority Data**

Sep. 18, 2003 (EM) 000076955

- (51) **LOC (8) Cl.** **09-07**
- (52) **U.S. Cl.** **D9/448**
- (58) **Field of Search** D9/448, 434-447,
D9/300, 449, 418, 454; D28/7; 222/402.11-402.14,
553, 565, 402.21, 546, 153.1, 153.11; 215/277;
220/915, 212

(56) **References Cited**

U.S. PATENT DOCUMENTS

- D165,073 S * 11/1951 Heilig D9/448
- D480,305 S * 10/2003 Nusbaum et al. D9/447
- D489,980 S * 5/2004 Shurtleff et al. D9/448

FOREIGN PATENT DOCUMENTS

DE DM057247 * 7/2001

* cited by examiner

Primary Examiner—Robert M. Spear
Assistant Examiner—Susan Bennett Hattan
(74) *Attorney, Agent, or Firm*—Vidas, Arrett & Steinkraus
PA

(57) **CLAIM**

The ornamental design for a spray cap, as shown and described.

DESCRIPTION

FIG. 1 shows a perspective view of the spray cap; The broken line showing the spray canister is for illustrative purposes only and forms no part of the claimed design.

FIG. 2 shows the spray cap in a side view; the broken line showing the spray canister is for illustrative purposes only and forms no part of the claimed design;

FIG. 3 shows the spray cap in a front view; the broken line showing the spray canister is for illustrative purposes only and forms no part of the claimed design;

FIG. 4 shows the spray cap in a back view the broken line showing the spray canister is for illustrative purposes only and forms no part of the claimed design; and,

FIG. 5 shows the spray cap in a top view; the broken line showing the spray canister is for illustrative purposes only and forms no part of the claimed design.

1 Claim, 5 Drawing Sheets





FIG. 1





FIG. 2

FIG. 3






FIG. 4




FIG. 5