



US00D511966S

(12) **United States Design Patent** (10) **Patent No.:** **US D511,966 S**  
**Bretz et al.** (45) **Date of Patent:** **\*\* \*Nov. 29, 2005**

- (54) **BOTTLE**
- (75) Inventors: **John M. Bretz**, Crystal Lake, IL (US);  
**John L. Konieczka**, Lake Barrington, IL (US); **Scott A. Schoessel**, Evanston, IL (US); **Jill Maine**, Chicago, IL (US); **Thomas C. Van Dyk**, Ramsey, NJ (US)
- (73) Assignee: **Stokely-Van Camp, Inc.**, Chicago, IL (US)
- (\*) Notice: This patent is subject to a terminal disclaimer.
- (\*\*) Term: **14 Years**
- (21) Appl. No.: **29/209,845**
- (22) Filed: **Jul. 22, 2004**

5,337,909 A	8/1994	Vaillencourt
5,341,946 A	8/1994	Vaillencourt
D364,565 S	11/1995	Vaillencourt et al.
5,549,210 A *	8/1996	Cheng ..... 215/375
D382,799 S	8/1997	Darr
D393,802 S	4/1998	Collette et al.
D418,414 S *	1/2000	Cheng et al. .... D9/434
D426,460 S	6/2000	Krishnakumar et al.
D433,322 S	11/2000	Krishnakumar et al.
D434,330 S	11/2000	Rowe et al.
D440,877 S	4/2001	Lichtman et al.
D441,641 S	5/2001	Piccioli et al.
D448,673 S	10/2001	Bretz et al.
D449,527 S *	10/2001	Bretz et al. .... D9/434
D450,581 S	11/2001	Lichtman et al.
D454,786 S *	3/2002	Zboch et al. .... D9/434
D456,704 S	5/2002	Ranchetti
D457,055 S	5/2002	Ranchetti
D457,056 S	5/2002	Ranchetti
D466,021 S	11/2002	Thierjung et al.

**Related U.S. Application Data**

- (62) Division of application No. 29/207,999, filed on Jun. 21, 2004, which is a continuation of application No. 29/169,380, filed on Oct. 18, 2002, now abandoned.
- (51) **LOC (8) Cl.** ..... **09-07**
- (52) **U.S. Cl.** ..... **D9/434; D9/558**
- (58) **Field of Search** ..... D9/307, 434, 500-504, D9/516-521, 537-543, 549, 567-570; 215/375, 379-383, 400

\* cited by examiner

*Primary Examiner*—Sandra L. Morris  
(74) *Attorney, Agent, or Firm*—Lars S. Johnson; James D. Ryndak

(57) **CLAIM**

The ornamental design for a bottle, as shown and described.

**DESCRIPTION**

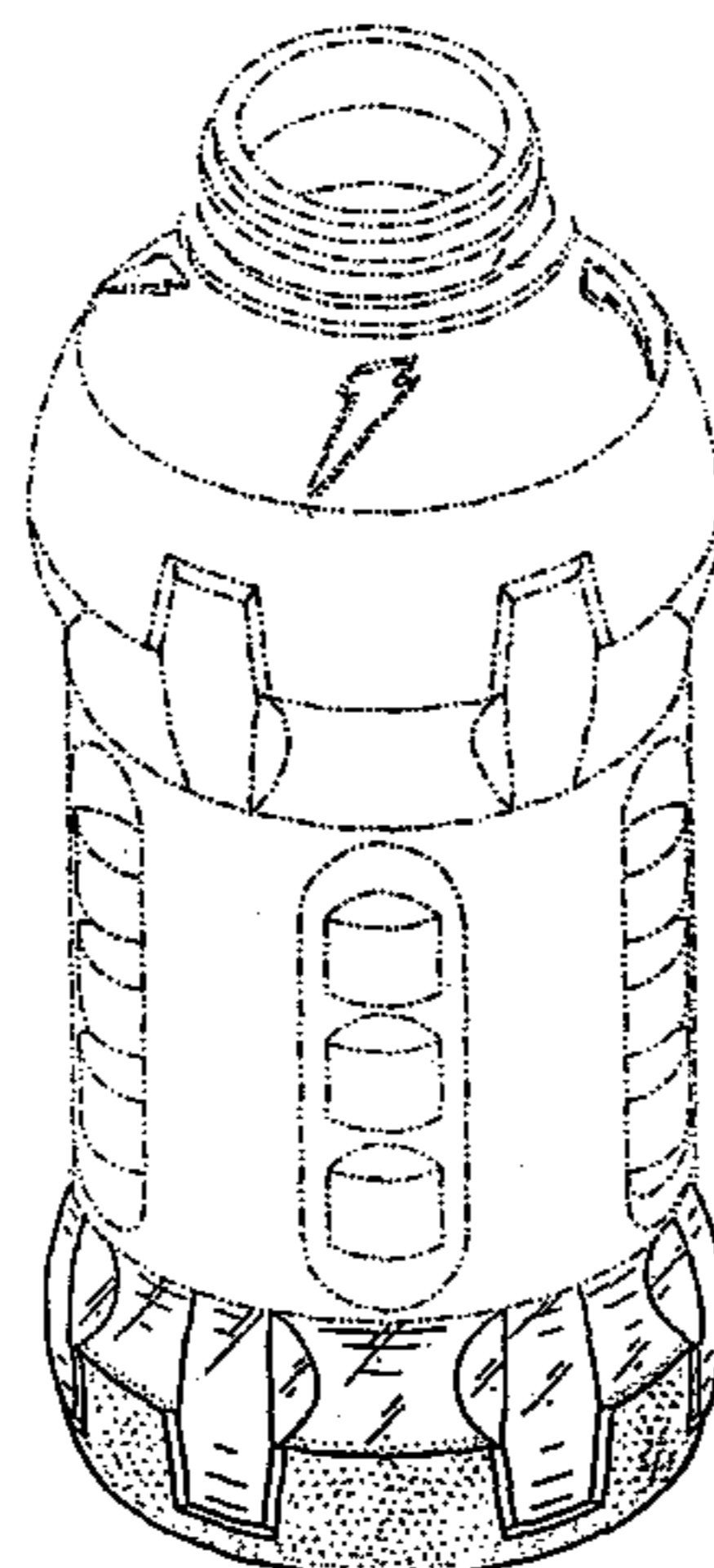
FIG. 1 is a perspective view of a bottle showing the new design;  
FIG. 2 is an elevational view thereof, the opposite elevational view being identical;  
FIG. 3 is another elevational view thereof, representing a partial rotation of the bottle about its vertical axis from the elevational view depicted in FIG. 2, the opposite elevational view being identical;  
FIG. 4 is a top plan view thereof; and,  
FIG. 5 is a bottom view thereof.  
The broken line showing is for illustrative purposes only, and forms no part of the claimed design.

(56) **References Cited**

**U.S. PATENT DOCUMENTS**

4,717,525 A	1/1988	Iizuka et al.
D294,462 S	3/1988	Ota et al.
D295,382 S	4/1988	Rogler
4,785,949 A *	11/1988	Krishnakumar et al. .... 215/375
4,805,788 A	2/1989	Akiho
D300,805 S	4/1989	Rogler et al.
4,863,046 A	9/1989	Collette et al.
5,005,716 A	4/1991	Eberle
D330,330 S *	10/1992	Behm et al. .... D9/434
5,178,290 A	1/1993	Ota et al.
D345,693 S *	4/1994	Edstrom ..... D9/652

**1 Claim, 3 Drawing Sheets**



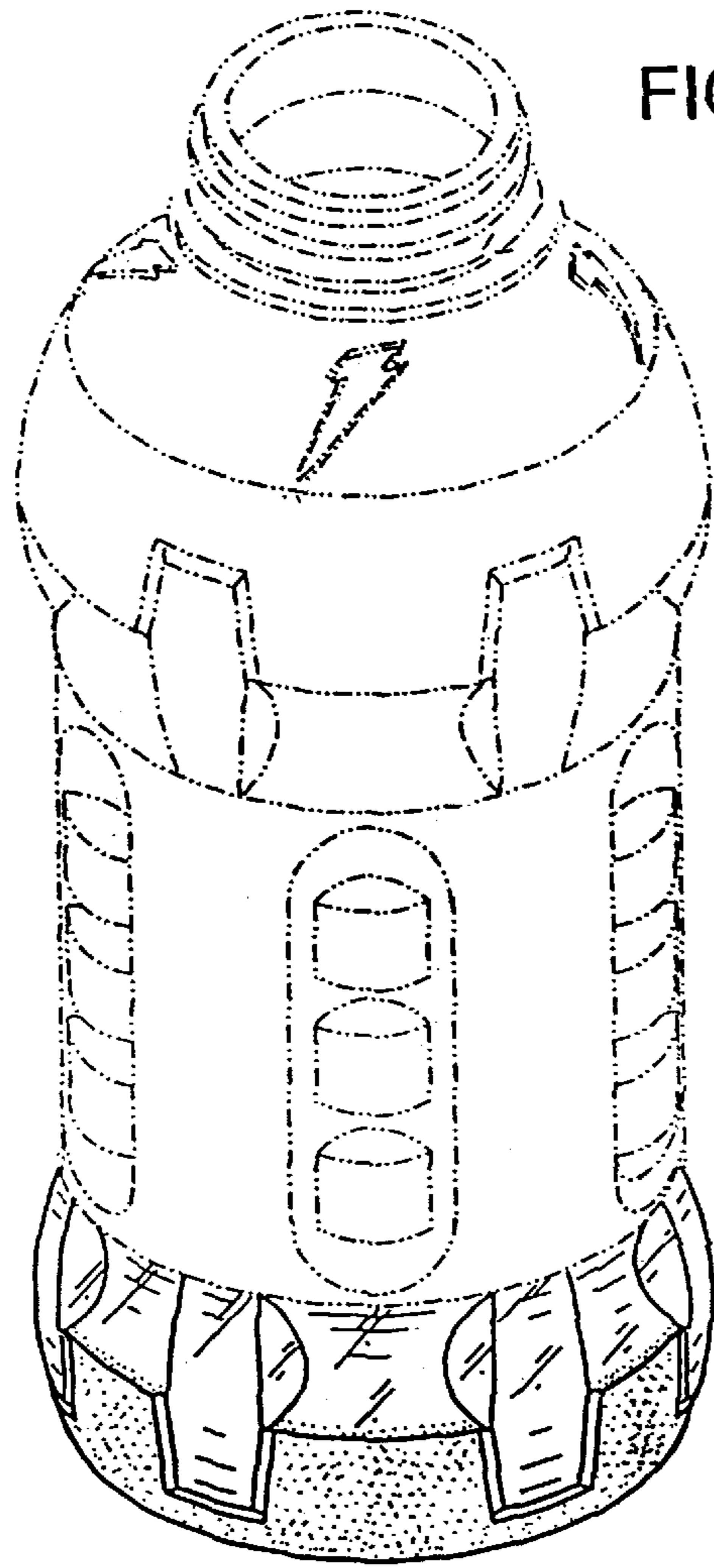


FIG. 1

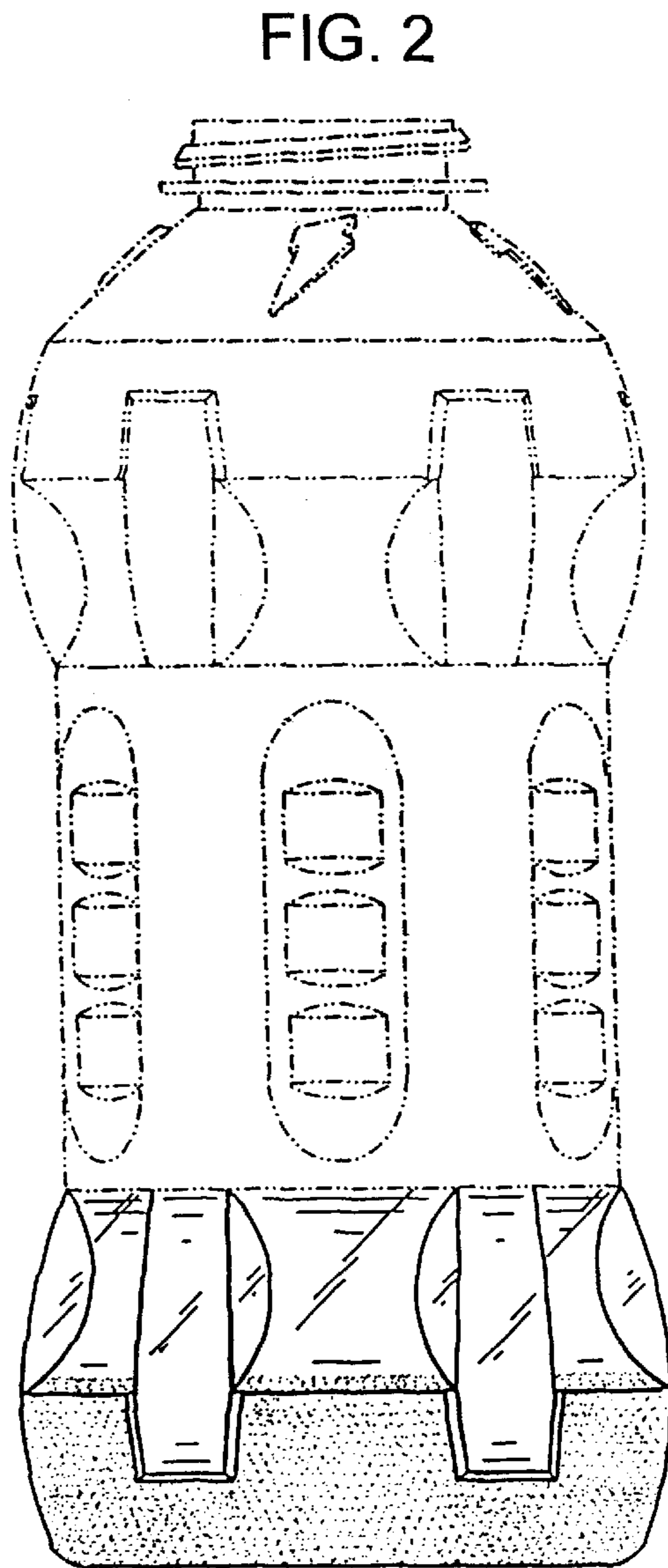
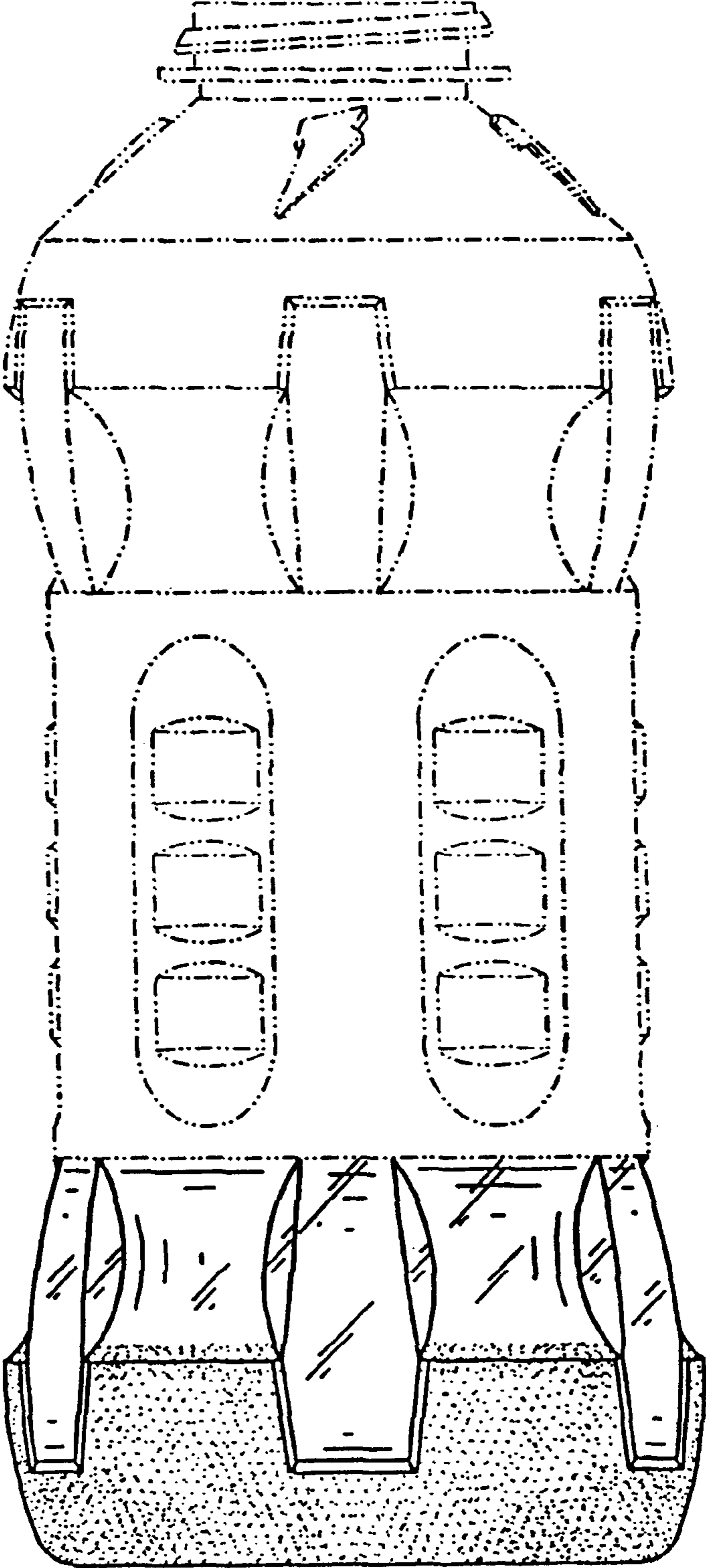


FIG. 2

FIG. 3





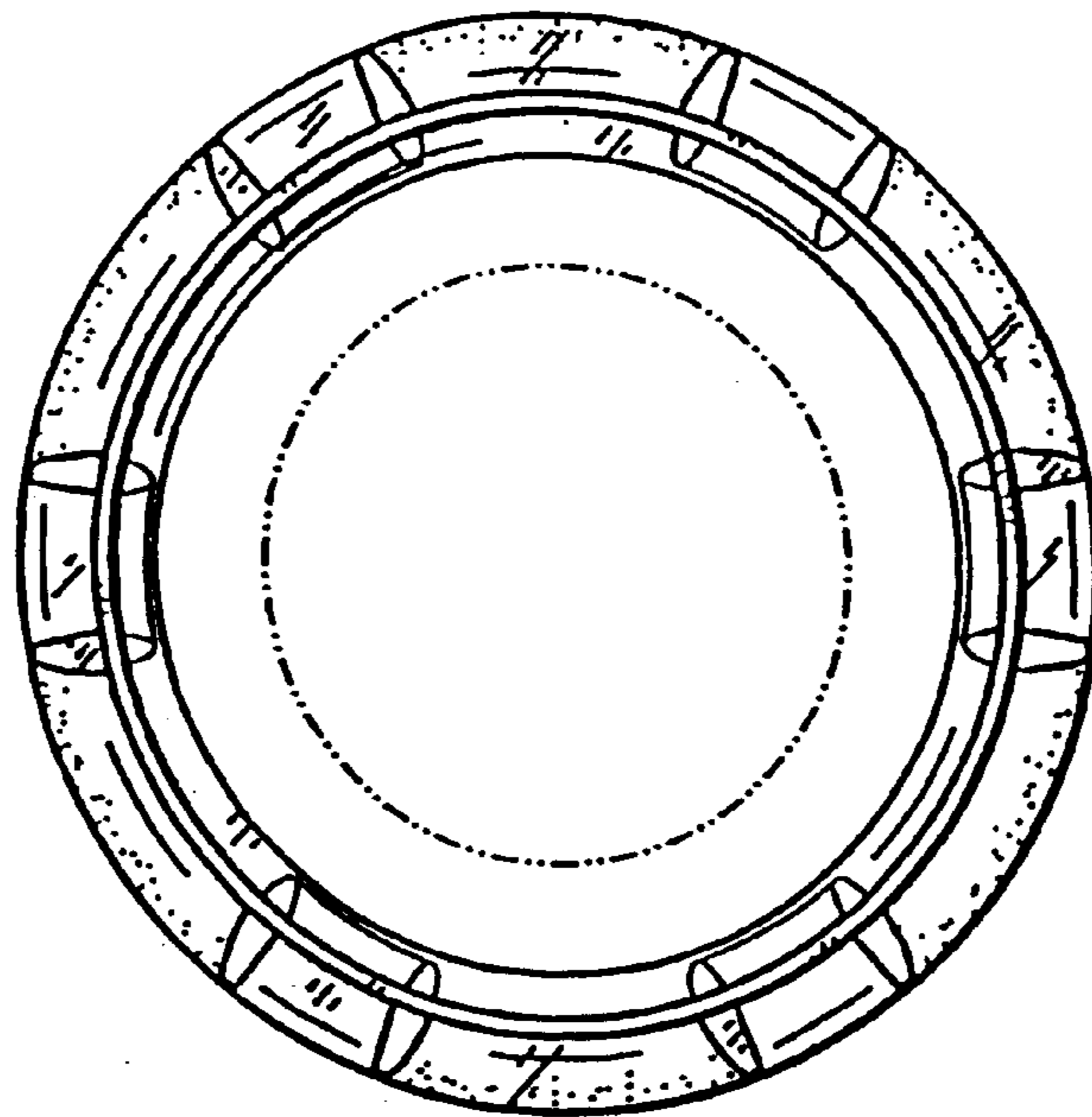


FIG. 4

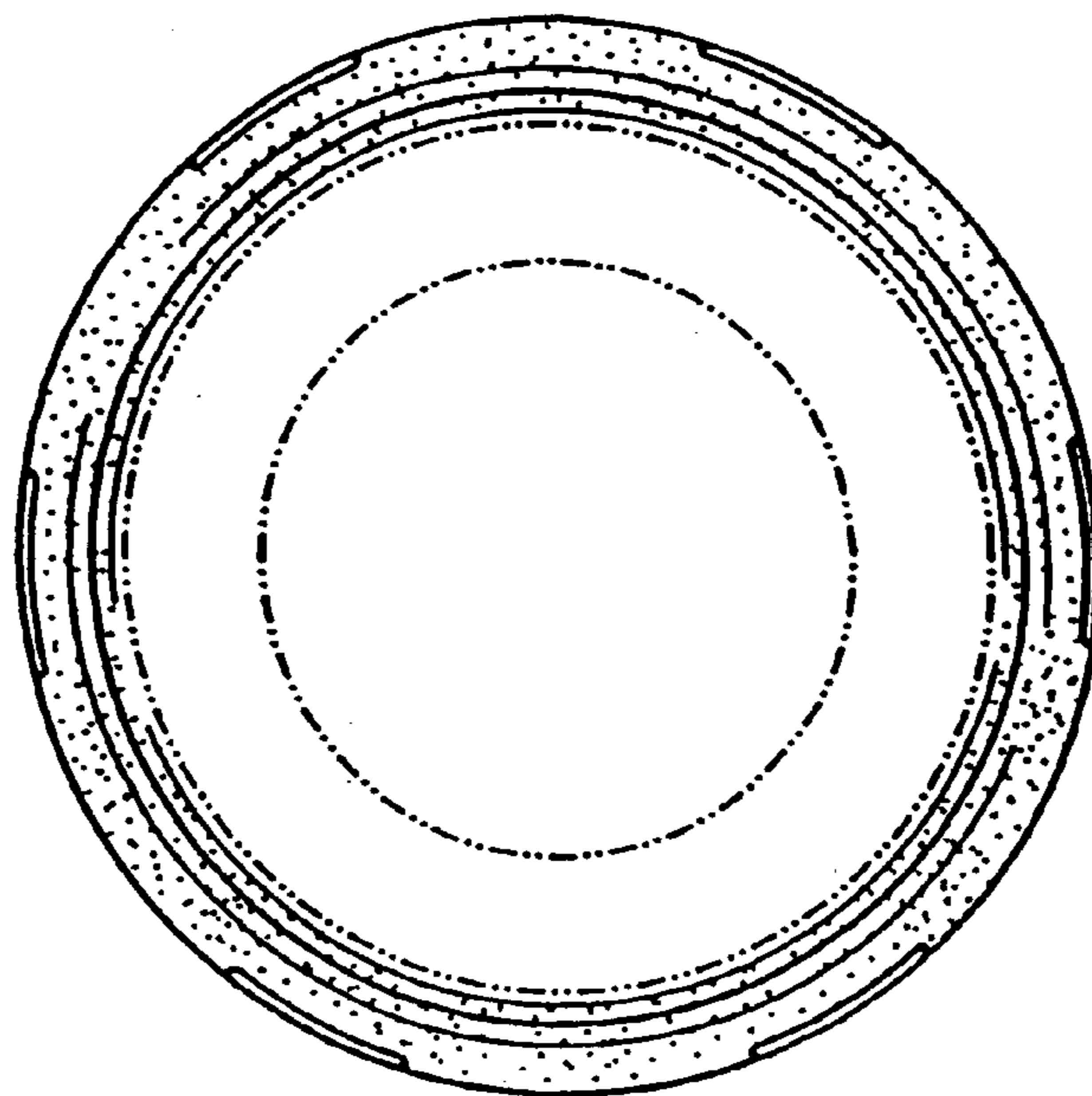


FIG. 5