



US00D511947S

(12) **United States Design Patent**
Green

(10) **Patent No.:** **US D511,947 S**

(45) **Date of Patent:** **** Nov. 29, 2005**

(54) **BULB PLANTER**

(75) **Inventor:** **Roy Green**, 28 Ink Pen Road, Kintbury, Hungerford, Berkshire, RG17 9TX (GB)

(73) **Assignee:** **Roy Green**, Kintbury (GB)

(**) **Term:** **14 Years**

(21) **Appl. No.:** **29/178,571**

(22) **Filed:** **Mar. 28, 2003**

(30) **Foreign Application Priority Data**

Sep. 30, 2002 (GB) 3007384

(51) **LOC (8) Cl.** **08-01**

(52) **U.S. Cl.** **D8/7**

(58) **Field of Search** D8/7; 111/106;
172/22, 371

(56) **References Cited**

U.S. PATENT DOCUMENTS

- D253,390 S * 11/1979 Bartholomew D8/7
- D302,512 S * 8/1989 Slayton D8/7
- 4,932,339 A * 6/1990 List 111/106
- 5,398,624 A * 3/1995 Caron 111/106
- D365,504 S * 12/1995 Hawkins D8/7
- D411,944 S * 7/1999 Lanz D8/7

OTHER PUBLICATIONS

Sketch "A" showing bulb planter sold in United Kingdom more than a year before Mar. 28, 2003.

* cited by examiner

Primary Examiner—Holly Baynham

(74) *Attorney, Agent, or Firm*—Westman, Champlin & Kelly, P.A.

(57) **CLAIM**

The ornamental design for a bulb planter, as shown and described.

DESCRIPTION

FIG. 1 is a front elevational view of a bulb planter embodying my new design, the rear elevational view being a mirror image thereof;

FIG. 2 is a right side view thereof;

FIG. 3 is a bottom plan view thereof;

FIG. 4 is an enlarged view of the upper end portion of the side view of FIG. 2; and,

FIG. 5 is an enlarged view of the upper end portion of FIG. 1.

The views of FIGS. 4 and 5 are partially shown and enlarged for clarity of illustration.

1 Claim, 4 Drawing Sheets






FIG. 1.

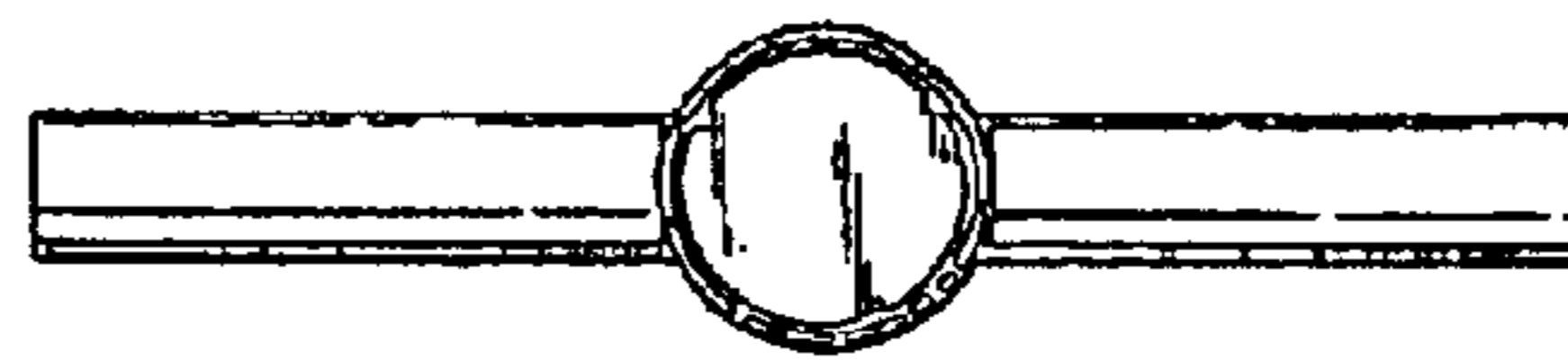


FIG. 3.

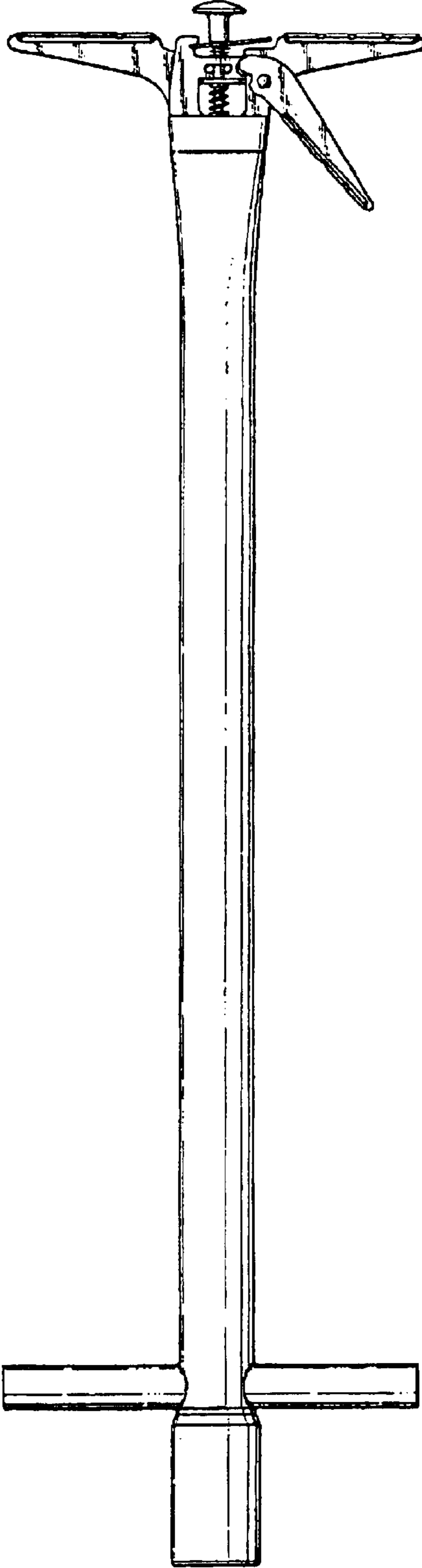


FIG. 2.

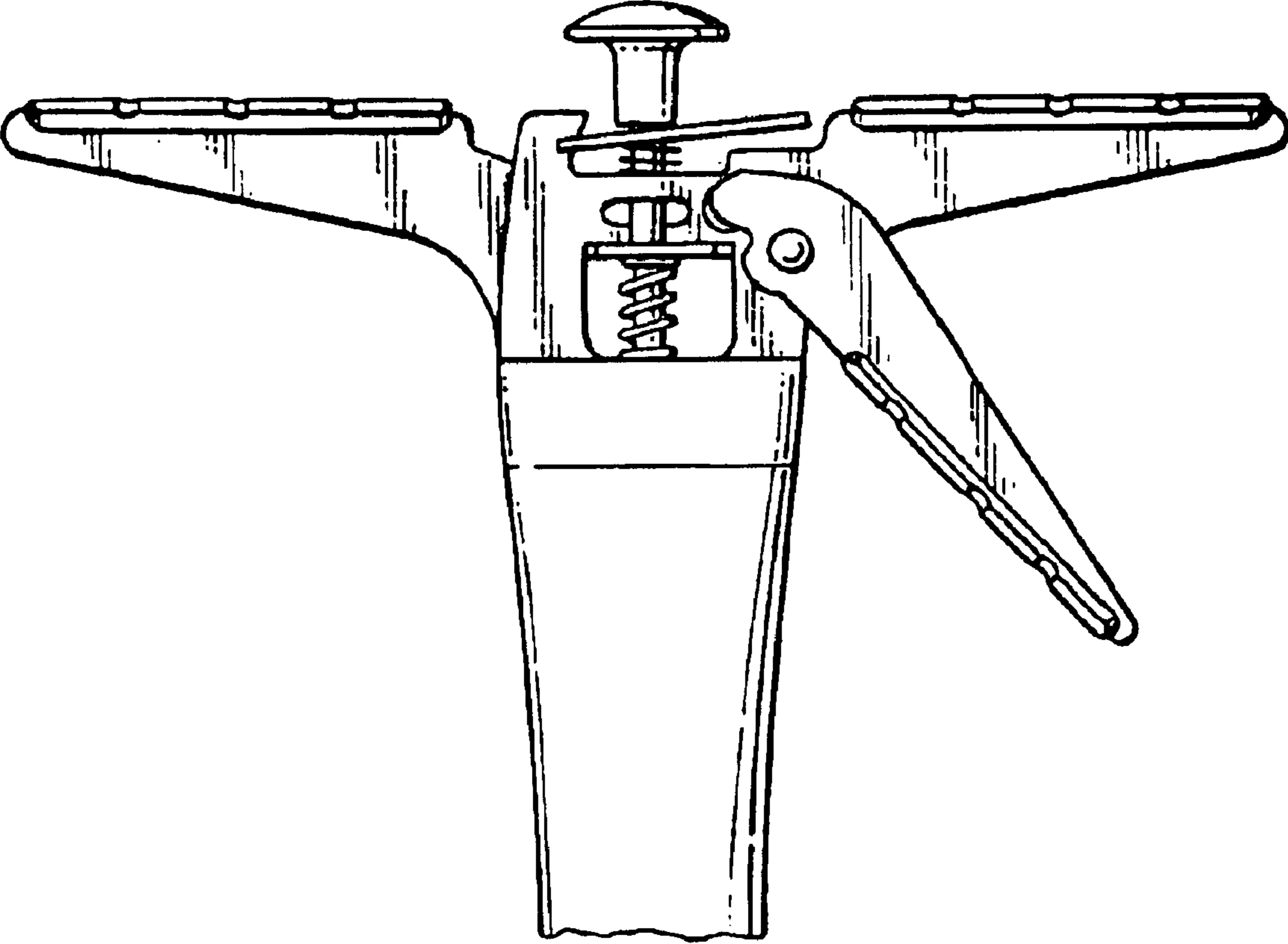


FIG. 4.

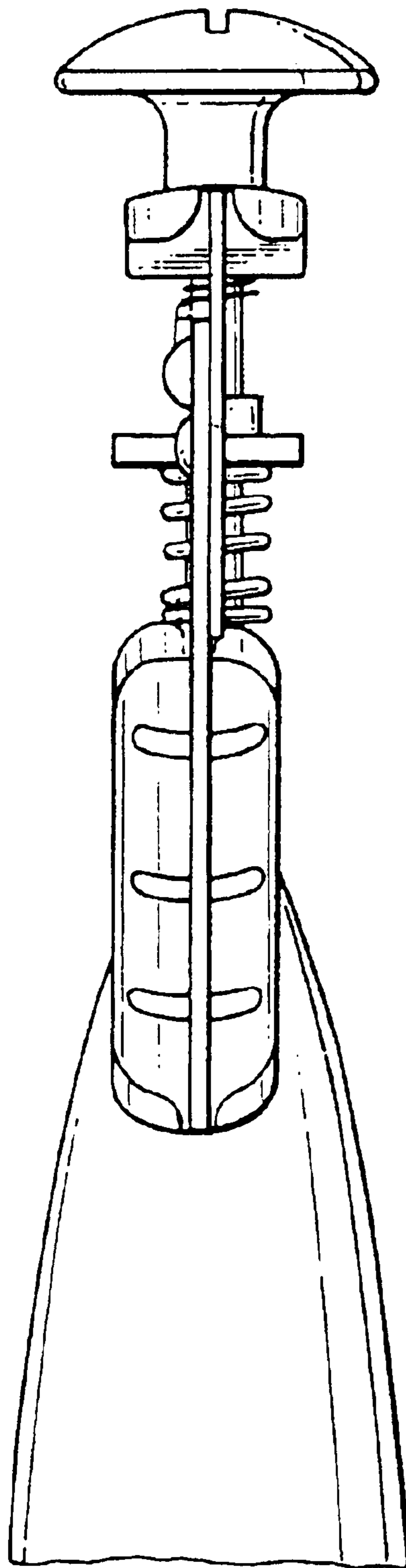


FIG. 5.