



US00D511943S

(12) **United States Design Patent** (10) **Patent No.:** **US D511,943 S**
Betras (45) **Date of Patent:** **** Nov. 29, 2005**

(54) **CUP HOLDER**

(76) Inventor: **Joe Betras**, P.O. Box 6325,
Spartanburg, SC (US) 29304

(**) Term: **14 Years**

(21) Appl. No.: **29/206,137**

(22) Filed: **May 26, 2004**

(51) **LOC (8) Cl.** **07-06**

(52) **U.S. Cl.** **D7/624.2**; D9/560; D9/571;
D9/544

(58) **Field of Search** D7/619.1-624,
D7/603-608; D9/544, 560, 571; 62/371,
3.62, 457.1-457.7; 220/737, 739, 902-906;
215/393-396

(56) **References Cited**

U.S. PATENT DOCUMENTS

1,127,141	A	*	2/1915	Whitcomb	215/382
3,372,826	A	*	3/1968	Heaton	215/12.1
D267,076	S	*	11/1982	Hurtig	D9/560
D313,176	S	*	12/1990	Okuda et al.	D9/560
5,467,891	A	*	11/1995	Perry	220/739
D454,283	S	*	3/2002	Kilgore	D7/619.1
D455,052	S	*	4/2002	Gullickson et al.	D7/619.1

OTHER PUBLICATIONS

Photos of vase (4).

* cited by examiner

Primary Examiner—Terry A. Wallace

(74) *Attorney, Agent, or Firm*—Dority & Manning

(57) **CLAIM**

The ornamental design for a cup holder, as shown and described.

DESCRIPTION

FIG. 1 is a perspective view of the cup holder according to the present invention.

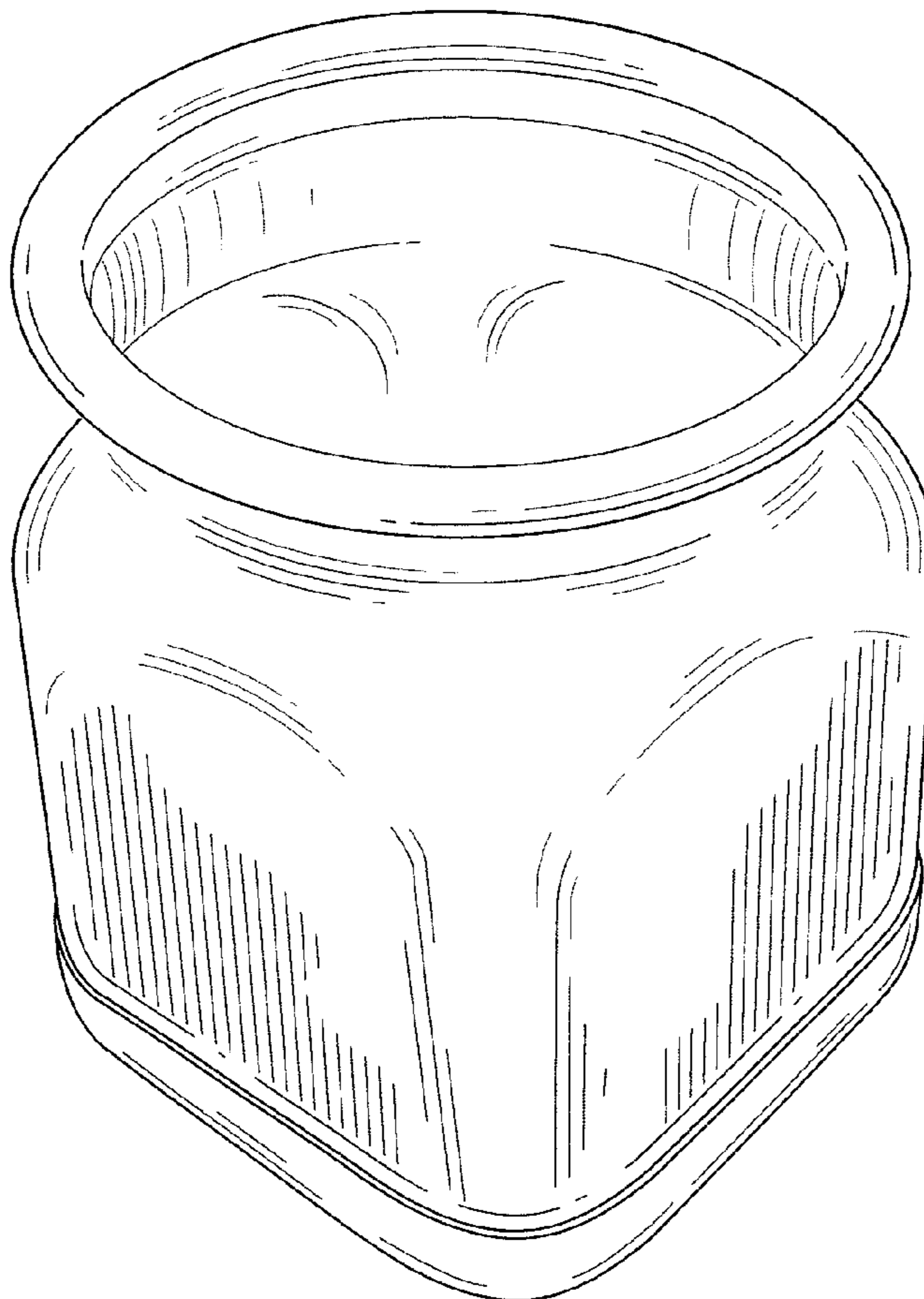
FIG. 2 is a top view of the cup holder as illustrated in FIG. 1.

FIG. 3 is a side view of the cup holder as illustrated in FIG. 1, the other side views being identical; and,

FIG. 4 is a bottom view of the cup holder as illustrated in FIG. 1.

The broken line showing of the hole in the bottom of the cup holder, visible in FIGS. 2 and 4, is for illustrative purposes only and forms no part of the claimed design.

1 Claim, 4 Drawing Sheets






FIG. 1

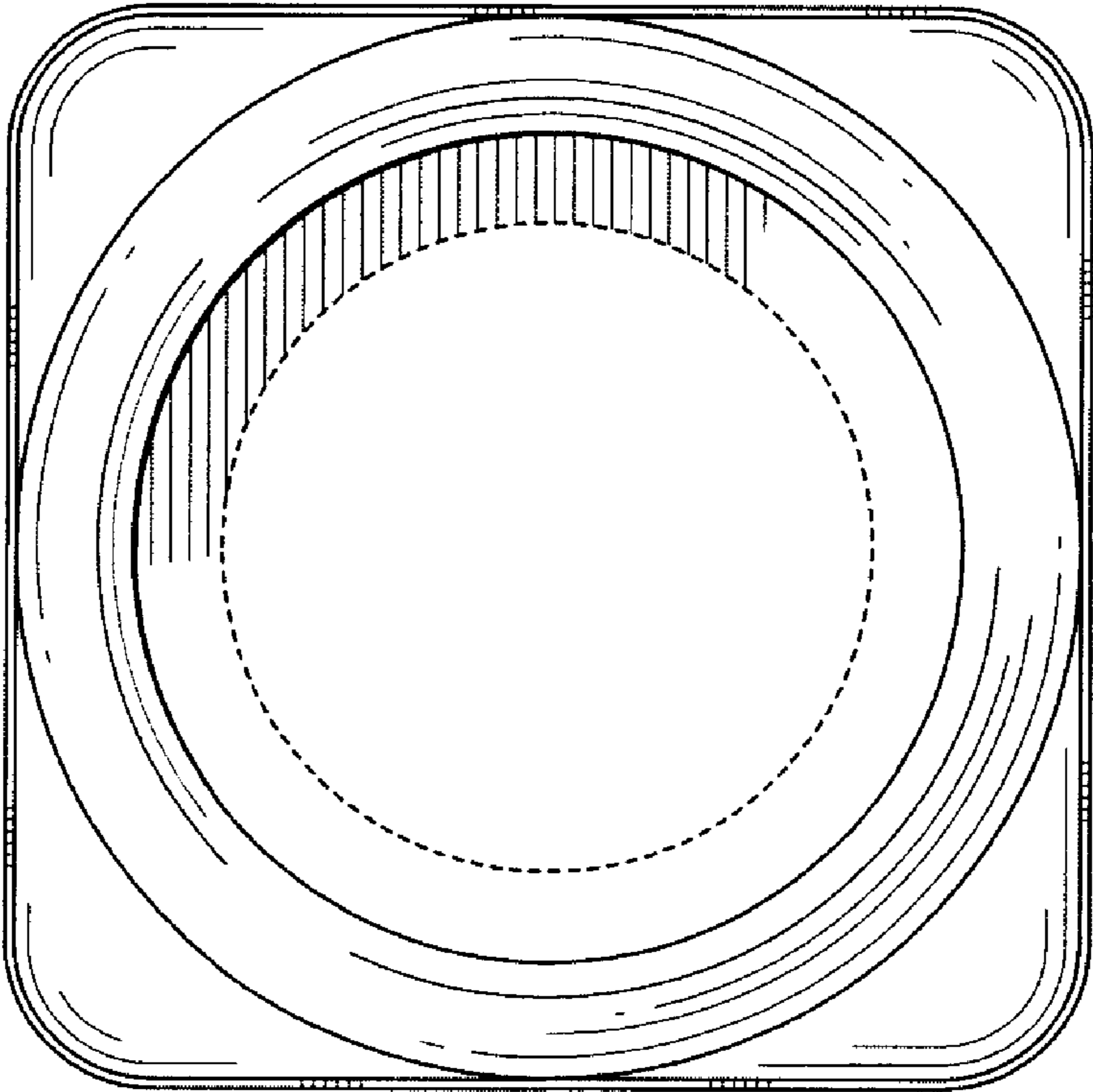


FIG. 2




FIG. 3

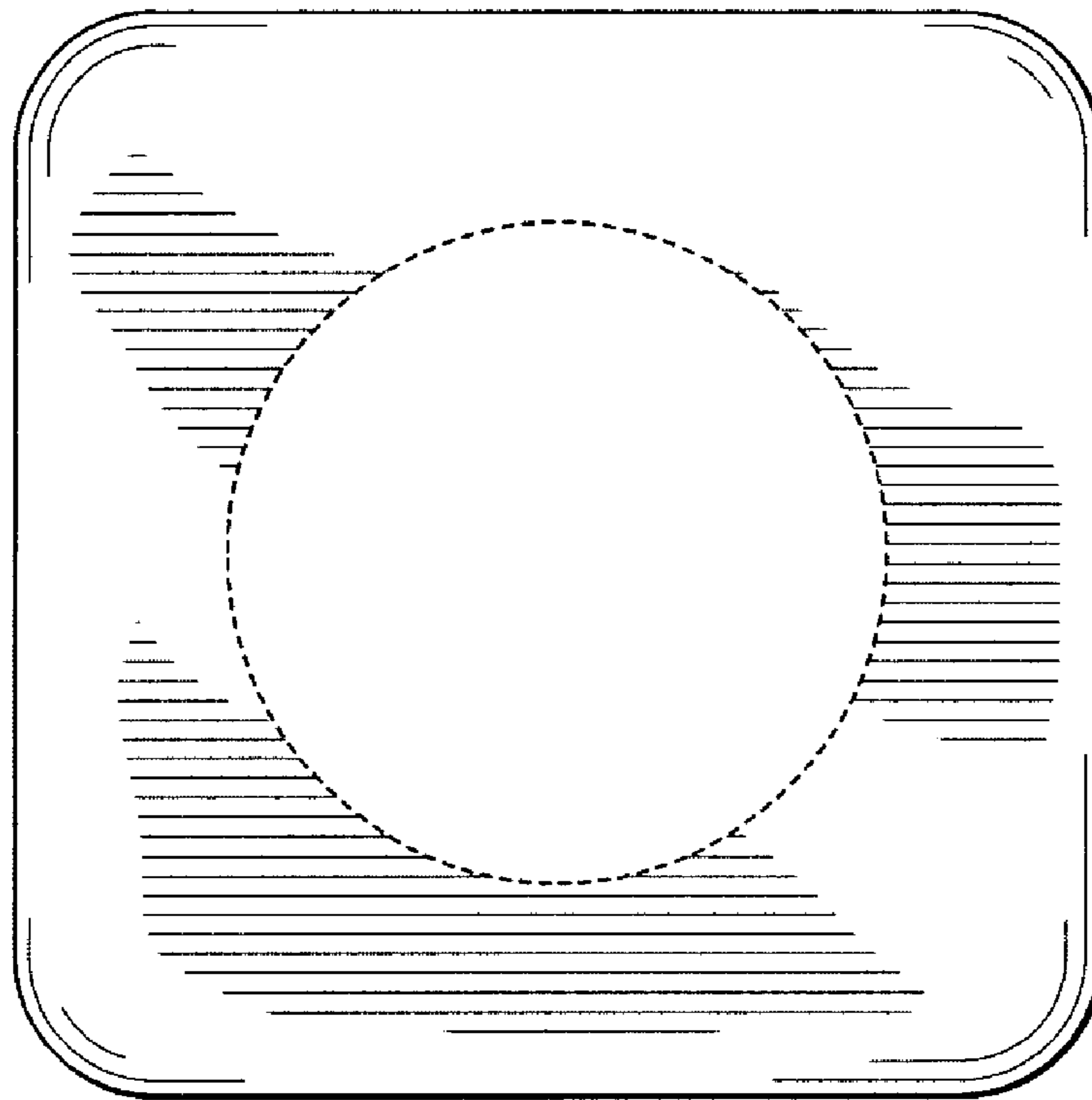


FIG. 4