



US00D511939S

(12) **United States Design Patent**
Warner

(10) **Patent No.:** **US D511,939 S**
(45) **Date of Patent:** **** Nov. 29, 2005**

(54) **BOWL**
(75) **Inventor:** **Hillary R. Warner**, East Syracuse, NY
(US)
(73) **Assignee:** **Syracuse China Company**, Syracuse,
NY (US)
(**) **Term:** **14 Years**

D255,860 S * 7/1980 Samuels D7/565
D312,948 S * 12/1990 Unger D7/585
D450,538 S * 11/2001 Benson D7/585
D452,118 S * 12/2001 Benson D7/586
D475,894 S * 6/2003 Wellner D7/584
D484,750 S * 1/2004 Ayers et al. D7/586
D494,420 S * 8/2004 Wellner D7/587

* cited by examiner

(21) **Appl. No.:** **29/205,642**
(22) **Filed:** **May 18, 2004**

Primary Examiner—Charles A. Rademaker
(74) *Attorney, Agent, or Firm*—MacMillan, Sobanski &
Todd, LLC

(51) **LOC (8) Cl.** **07-01**
(52) **U.S. Cl.** **D7/587**
(58) **Field of Search** D7/542, 545, 549,
D7/550.1, 553.1–553.5, 554.1–554.4, 555,
557, 584–588, 553.7–553.8; 220/223.83,
574; 211/74; 493/167; 229/106

(57) **CLAIM**


The ornamental design for a bowl, as shown and described.

DESCRIPTION

FIG. 1 is a top plan view of a bowl according to the present design;
FIG. 2 is a side elevational view thereof; the other side elevational views being the same;
FIG. 3 is a bottom plan view thereof; and,
FIG. 4 is a cross-sectional view taken along the line 4—4 of FIG. 1.

(56) **References Cited**
U.S. PATENT DOCUMENTS
D69,818 S * 4/1926 Halowell D7/584
D97,798 S * 12/1935 Bayreuther D7/584
D198,701 S * 7/1964 Roehrig D7/584

1 Claim, 2 Drawing Sheets






FIG. 1




FIG. 2




FIG. 3

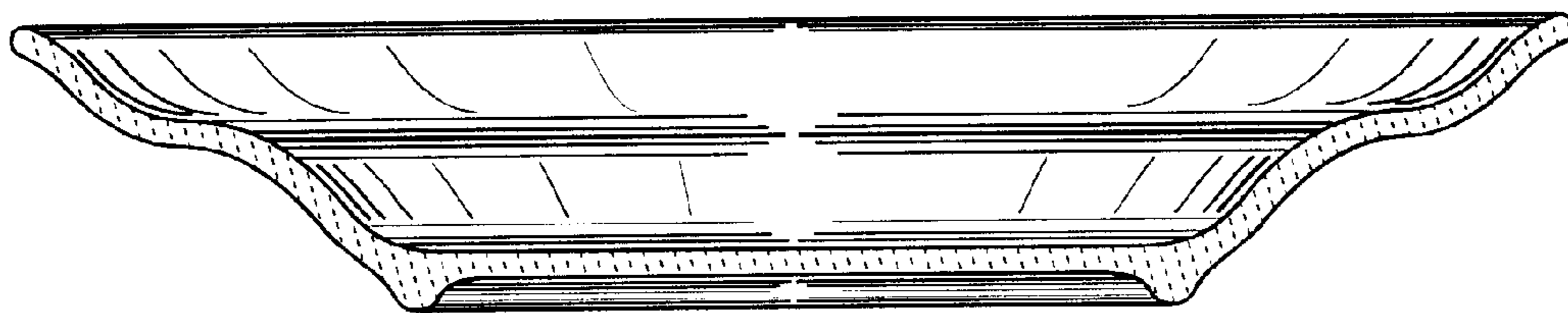


FIG. 4