



US00D511930S

(12) **United States Design Patent**
Wong

(10) **Patent No.:** **US D511,930 S**

(45) **Date of Patent:** **** Nov. 29, 2005**

(54) **MINIATURE HAND MANIPULATED MIXER**

(76) **Inventor:** **Yan Kwong Wong**, Unit 1016-17,
10/F., Metro Centre II, 21 Lam Hang
St., Kowloon Bay, Kowloon (HK)

(**) **Term:** **14 Years**

(21) **Appl. No.:** **29/201,446**

(22) **Filed:** **Mar. 16, 2004**

(30) **Foreign Application Priority Data**

Sep. 17, 2003 (HK) 0311532

(51) **LOC (8) Cl.** **31-00**

(52) **U.S. Cl.** **D7/376; D7/379**

(58) **Field of Search** D7/376-386, 412-414,
D7/673, 678, 693, 300.1; 99/492; 241/33,
36, 37.5, 101.01, 101.1, 101.2, 168, 169.1,
169.2, 199, 199.12, 279, 282.1, 282.2, 291,
292.1; 366/64-67, 98, 100, 129, 130, 146,
192, 204, 241, 247, 279, 282, 318, 325.3,
325.92-325.94, 327.2, 328.2, 329.1, 330.1-330.5,
341-343

(56) **References Cited**

U.S. PATENT DOCUMENTS

D278,506 S * 4/1985 Kafka D7/376

D320,717 S * 10/1991 O'Brien D7/384
D462,569 S * 9/2002 Chin D7/376
D495,186 S * 8/2004 Poupel et al. D7/300.1

* cited by examiner

Primary Examiner—Caron D. Veynar
(74) *Attorney, Agent, or Firm*—Law Office of Sergei Orel,
LLC



(57) **CLAIM**

The ornamental design for a miniature hand manipulated
mixer, as shown and described.

DESCRIPTION

- FIG. 1 Front view
- FIG. 2 Rear view
- FIG. 3 Bottom view
- FIG. 4 Right view
- FIG. 5 Left view
- FIG. 6 Top view
- FIG. 7 Front-right perspective view
- FIG. 8 Front-left perspective view; and,
- FIG. 9 Exploded perspective view.

1 Claim, 5 Drawing Sheets



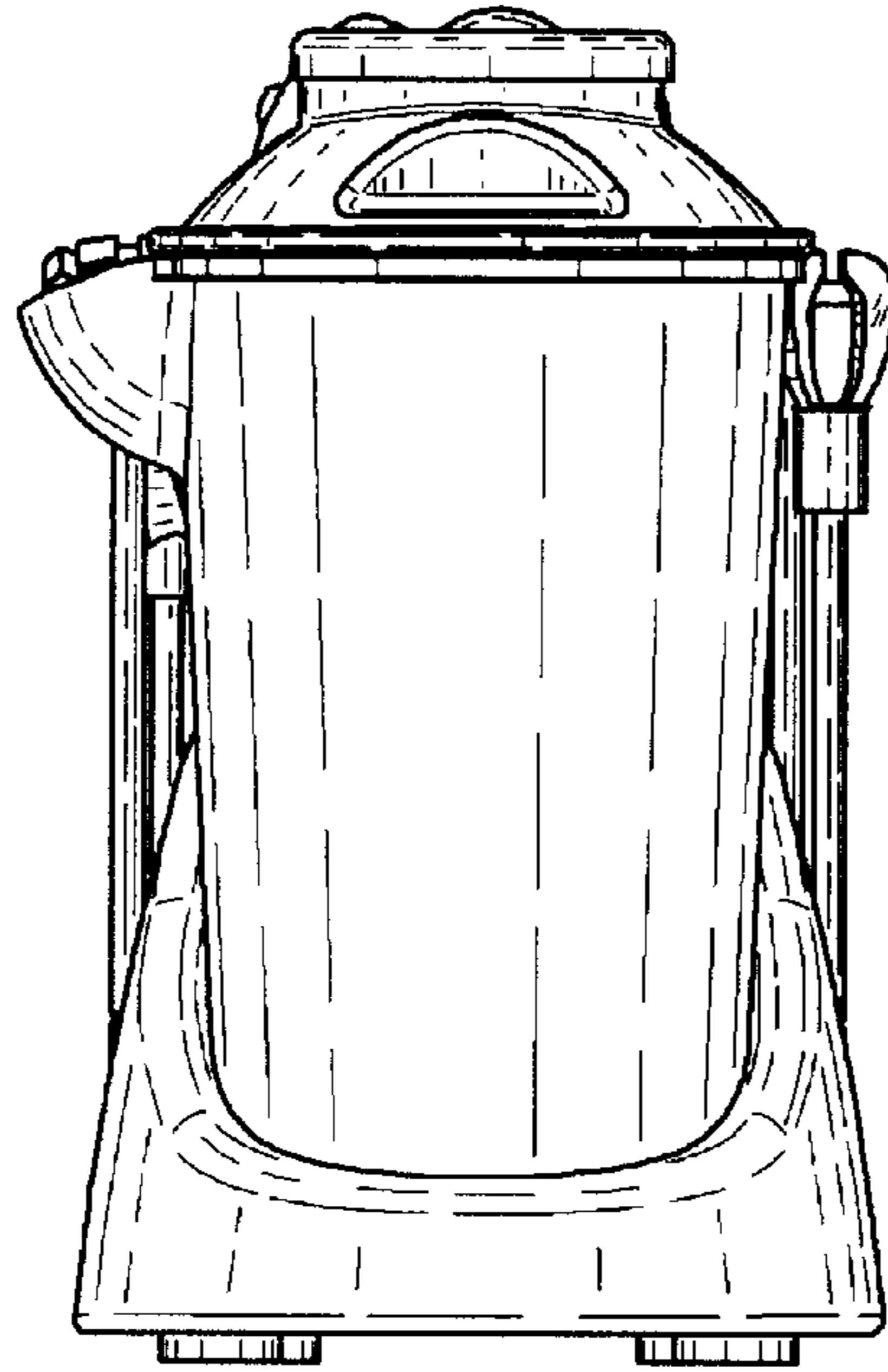


Fig.1




Fig.2

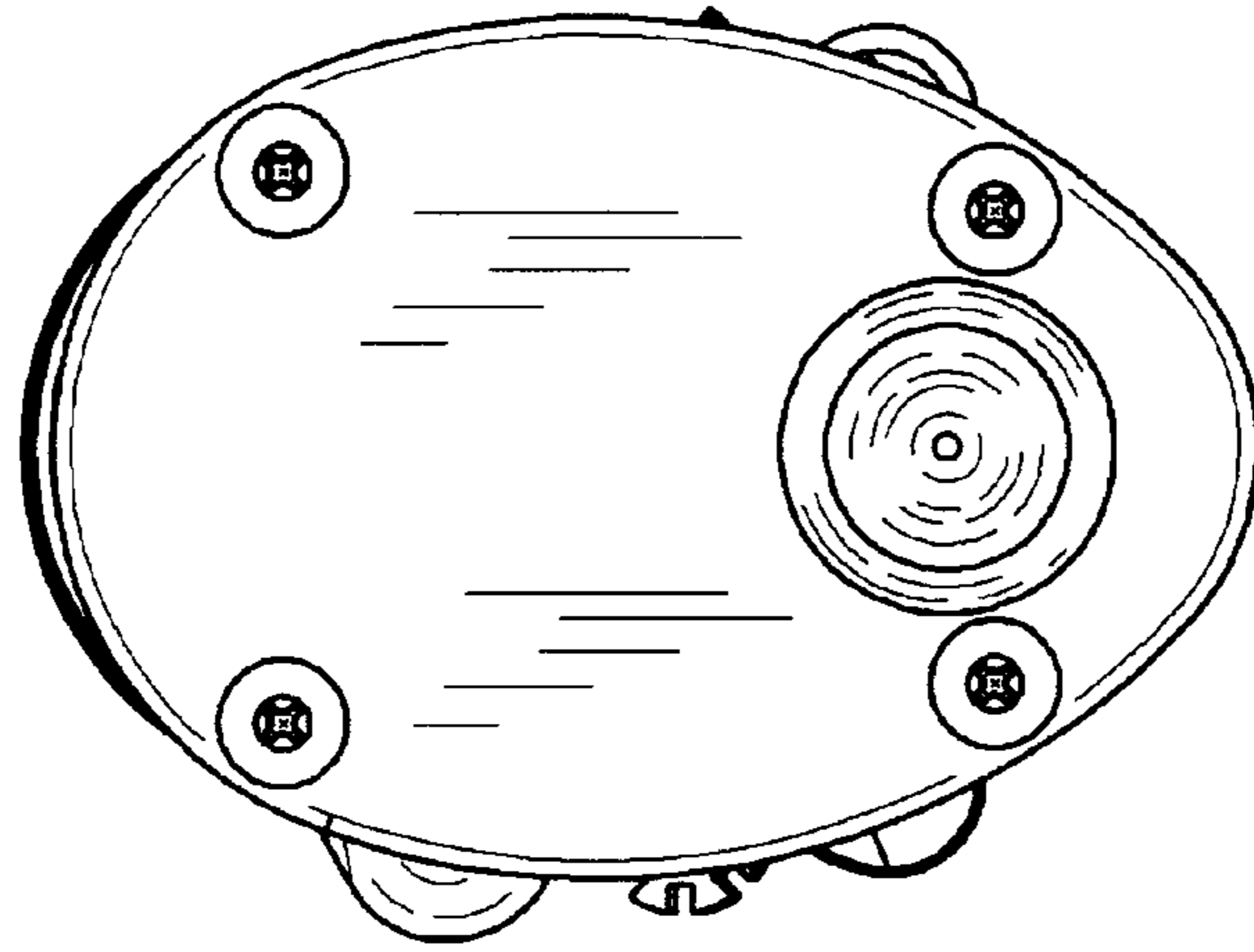


Fig.3




Fig.4

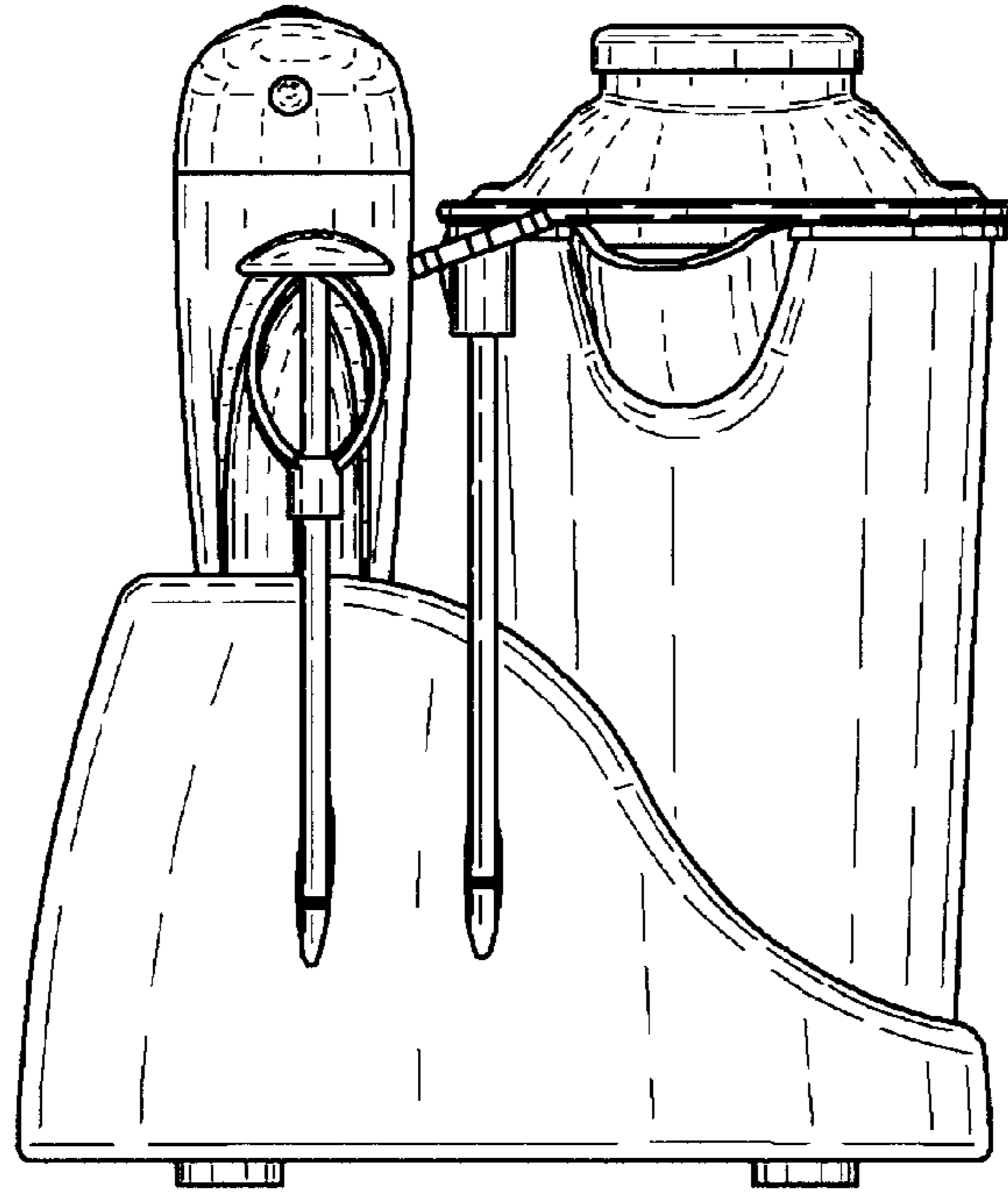


Fig.5

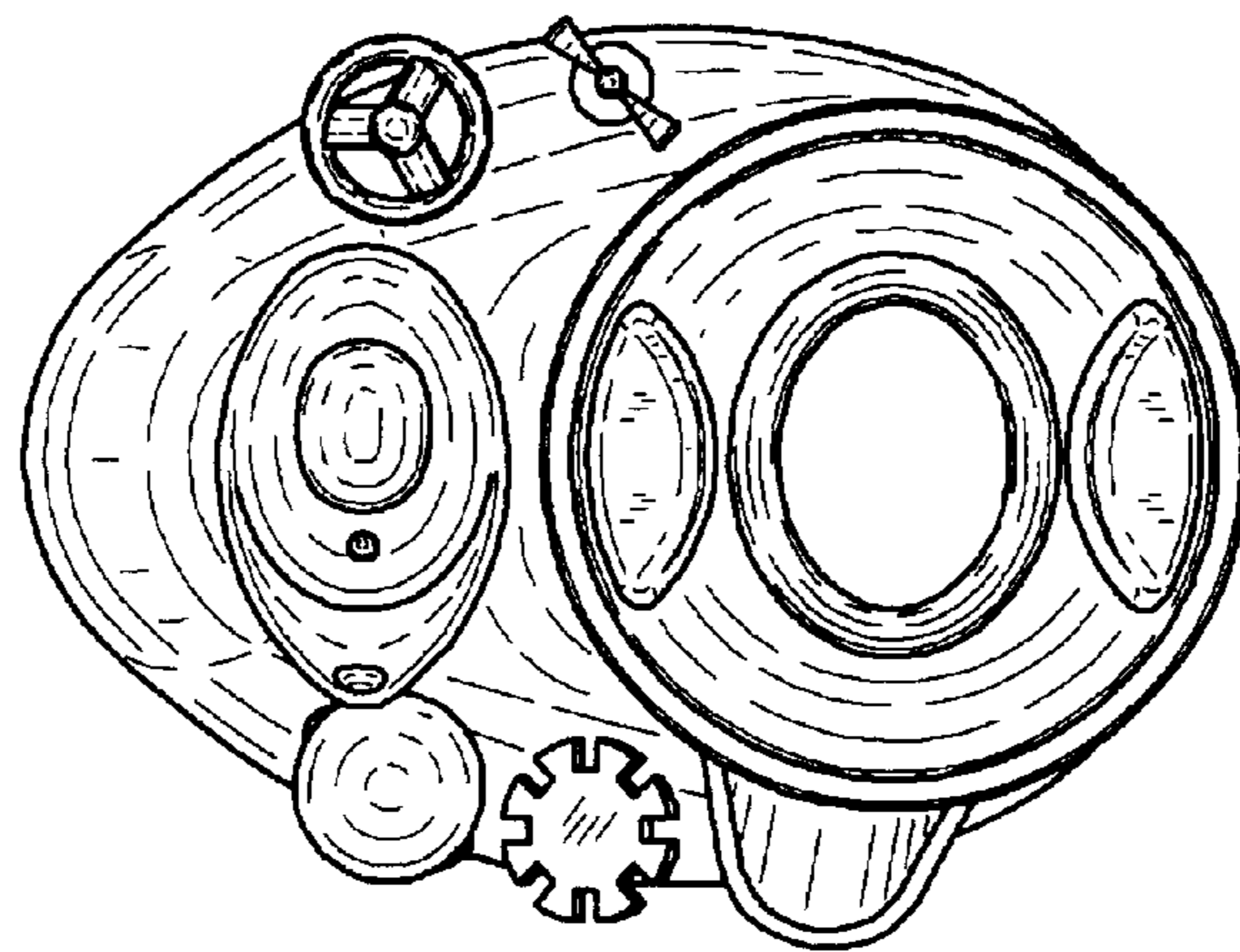


Fig.6




Fig.7




Fig.8

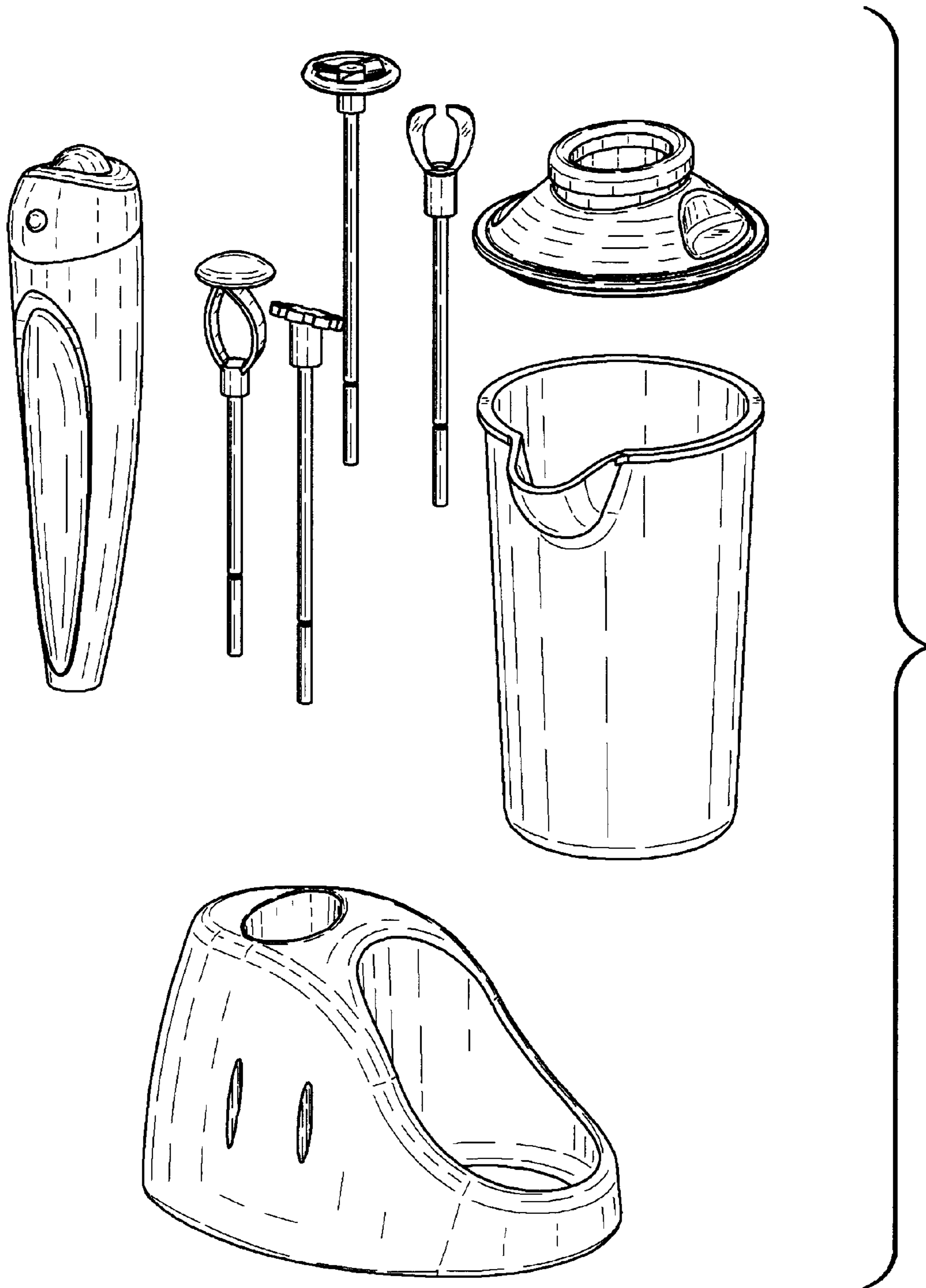


Fig.9