



US00D511926S

(12) **United States Design Patent**
Baldwin

(10) **Patent No.:** **US D511,926 S**

(45) **Date of Patent:** **** Nov. 29, 2005**

(54) **RANGE**

(75) **Inventor:** **Mark W. Baldwin, St. Joseph, MI (US)**

(73) **Assignee:** **Whirlpool Corporation, Benton Harbor, MI (US)**

(**) **Term:** **14 Years**

(21) **Appl. No.:** **29/213,686**

(22) **Filed:** **Sep. 21, 2004**

(51) **LOC (8) Cl. 07-02**

(52) **U.S. Cl. D7/340**

(58) **Field of Search** D7/323, 339-341,
D7/346-348, 402-408; 126/39 B, 39 C,
39 R, 19 R, 273 R, 50

(56) **References Cited**

U.S. PATENT DOCUMENTS

- D375,867 S * 11/1996 Sparks D7/340
- D405,311 S * 2/1999 Holbrook, Jr. D7/340
- D464,229 S * 10/2002 Baldwin et al. D7/340
- D467,461 S * 12/2002 Jones et al. D7/346

- D477,177 S * 7/2003 Jeong D7/340
- D477,497 S * 7/2003 Monguilod D7/340
- D491,411 S * 6/2004 De Mello D7/340
- D495,918 S * 9/2004 De Mello D7/340

* cited by examiner

Primary Examiner—Catherine R. Oliver

(74) *Attorney, Agent, or Firm*—Clifton G. Green; Robert O. Rice; John F. Colligan

(57) **CLAIM**

The ornamental design for a range, as shown and described.

DESCRIPTION

FIG. 1 is a front perspective view of a range showing my new design;


FIG. 2 is a front elevational view thereof;

FIG. 3 is a right side elevational view with the left side being a mirror image thereof; and,

FIG. 4 is a top plan view thereof.

The broken lines shown are for illustrative purposes only and forms no part of the claimed design.

1 Claim, 4 Drawing Sheets






Fig. 1

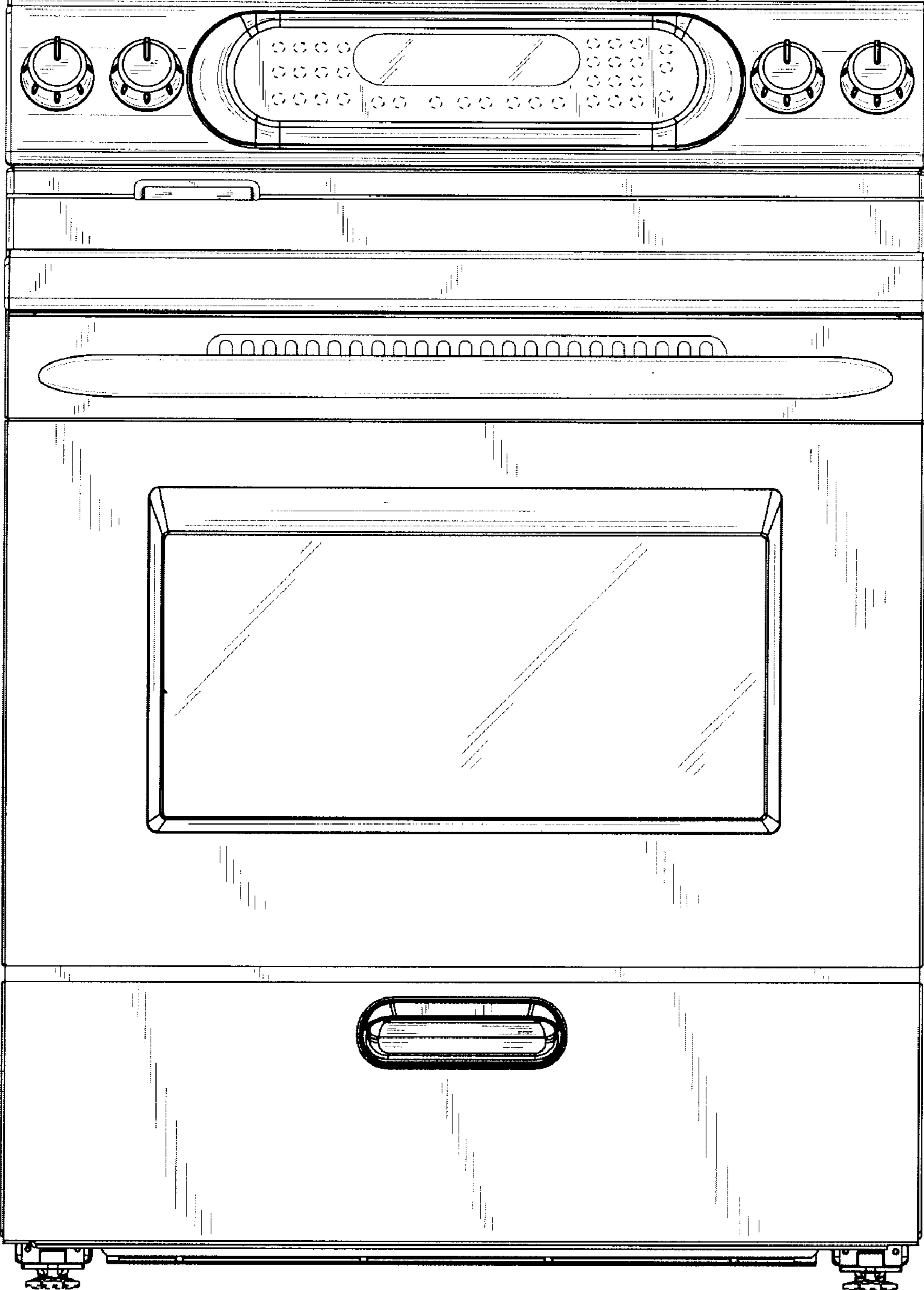


Fig. 2

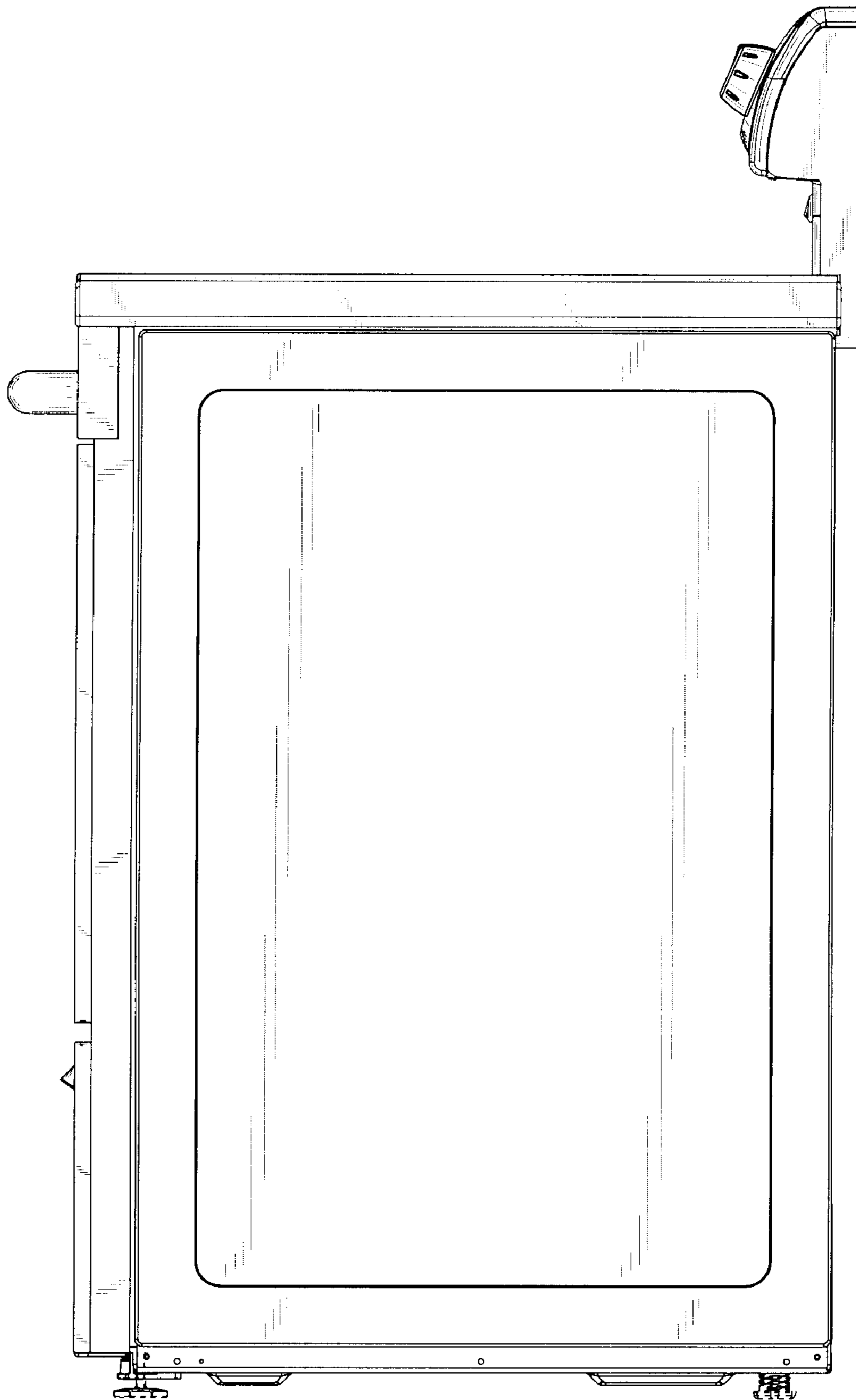


Fig. 3

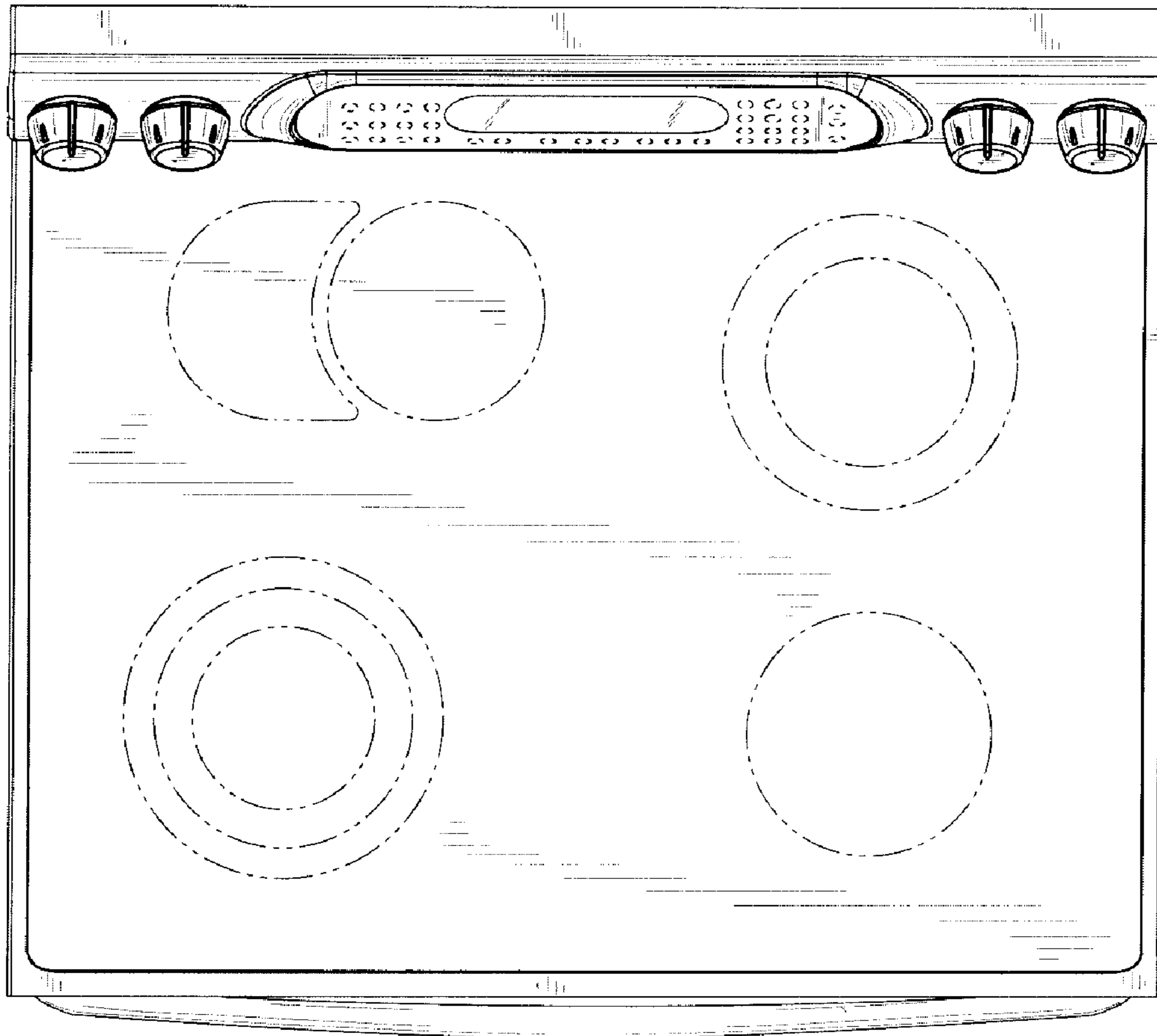


Fig. 4