



US00D511920S

(12) **United States Design Patent** (10) **Patent No.:** **US D511,920 S**
Bosworth (45) **Date of Patent:** **** Nov. 29, 2005**

(54) **FLOOR COVERING**

(75) Inventor: **Nigel Bosworth**, Burton upon Trent (GB)

(73) Assignee: **Brumby Corporation Limited**, Stanley House (GB)

(**) Term: **14 Years**

(21) Appl. No.: **29/174,726**

(22) Filed: **Jan. 23, 2003**

(30) **Foreign Application Priority Data**

Jul. 26, 2002 (GB) 3005654

(51) **LOC (8) Cl.** **06-11**

(52) **U.S. Cl.** **D6/582**

(58) **Field of Search** D6/582-583, 594;
15/215-217; 4/251.1, 251.2, 254; 428/83,
88

(56) **References Cited**

U.S. PATENT DOCUMENTS

- 249,317 A * 11/1881 DeYoung et al. 15/217
- 1,205,581 A * 11/1916 Taylor 15/217
- D221,042 S 6/1971 Byerly et al.
- 3,953,631 A * 4/1976 Gordon 428/95
- 4,107,811 A * 8/1978 Imsande 15/215

- 4,415,620 A * 11/1983 Yamazaki et al. 428/157
- D413,221 S 8/1999 Gradwohl
- D414,973 S 10/1999 Craft et al.
- D440,406 S 4/2001 Bailey
- D459,134 S 6/2002 Mendis
- D460,310 S 7/2002 Gradwohl
- D472,092 S 3/2003 Mendis
- D472,419 S 4/2003 Robbins, III
- 2002/0119275 A1 * 8/2002 Williamson 428/44

* cited by examiner

Primary Examiner—Holly H. Baynham

(74) *Attorney, Agent, or Firm*—Kenyon & Kenyon

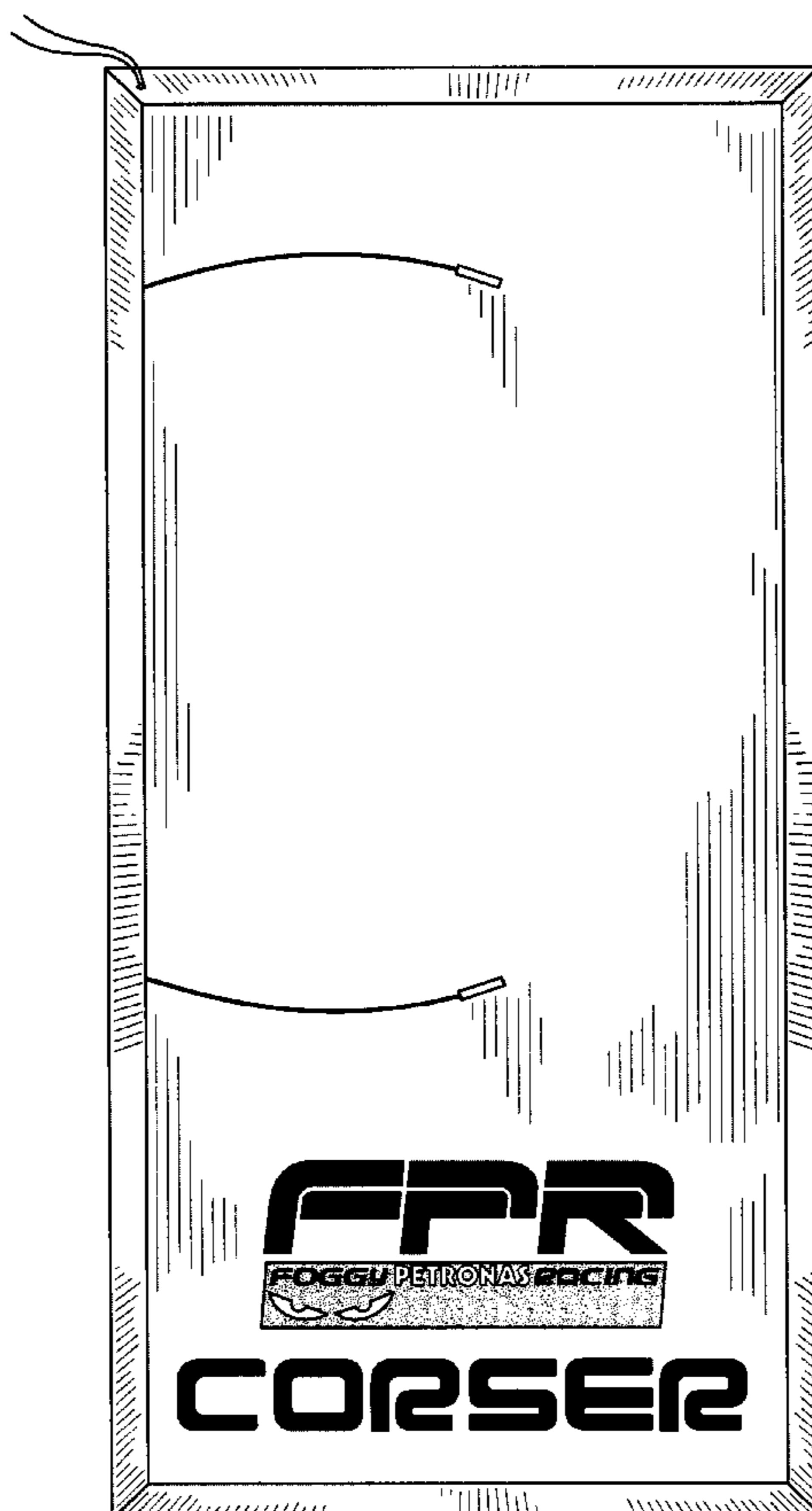
(57) **CLAIM**

The ornamental design for a floor covering, as shown and described.

DESCRIPTION

FIG. 1 is a top view of a floor covering illustrating my new design;
 FIG. 2 is a perspective view thereof;
 FIG. 3 is a bottom view thereof;
 FIG. 4 is a front view thereof;
 FIG. 5 is a rear view thereof;
 FIG. 6 is right view, thereof; and,
 FIG. 7 is a left view, thereof.

1 Claim, 5 Drawing Sheets






FIG. 1




FIG. 2




FIG. 3




FIG. 4

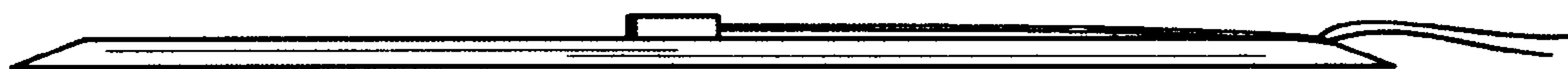


FIG. 5

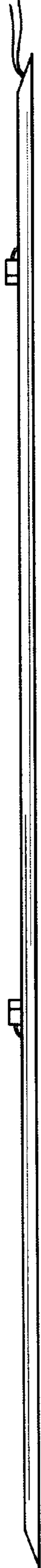


FIG. 6



FIG. 7