



US00D511911S

(12) **United States Design Patent**
Light et al.

(10) **Patent No.:** **US D511,911 S**
(45) **Date of Patent:** **** Nov. 29, 2005**

(54) **TABLE**

(75) Inventors: **Pamela S. Light**, Santa Ana, CA (US);
John C. Duffy, Carpinteria, CA (US);
F. Dennie Pimental, Santa Ana, CA
(US)

(73) Assignee: **Steelcase Development Corporation**,
Grand Rapids, MI (US)

(**) Term: **14 Years**

(21) Appl. No.: **29/206,174**

(22) Filed: **May 27, 2004**

(51) **LOC (8) Cl.** **06-03**

(52) **U.S. Cl.** **D6/480**

(58) **Field of Search** D6/480-489, 495-499,
D6/429, 450, 451; 108/153.1, 155, 156,
157.1, 161, 131, 118-120; 248/188, 188.1,
188.8, 164, 432, 436

(56) **References Cited**

U.S. PATENT DOCUMENTS

1,185,568 A * 5/1916 Zeunert 108/115

D270,410 S * 9/1983 Sogian D6/480
D422,430 S * 4/2000 Wilton D6/429
6,626,119 B2 * 9/2003 Wilton 108/118

* cited by examiner

Primary Examiner—Janice E. Seeger

(74) *Attorney, Agent, or Firm*—Quarles & Brady LLP

(57) **CLAIM**

The ornamental design for a table, as shown and described.

DESCRIPTION

FIG. 1 is a front, right, upper perspective view of a table embodying my new design;

FIG. 2 is a front elevational view thereof, the rear elevational view being identical to the front elevational view;

FIG. 3 is a right side elevational view thereof, the left side elevational view being identical to the right side elevational view; and,

FIG. 4 is a top view thereof.

1 Claim, 2 Drawing Sheets




FIG. 1




FIG. 2




FIG. 3

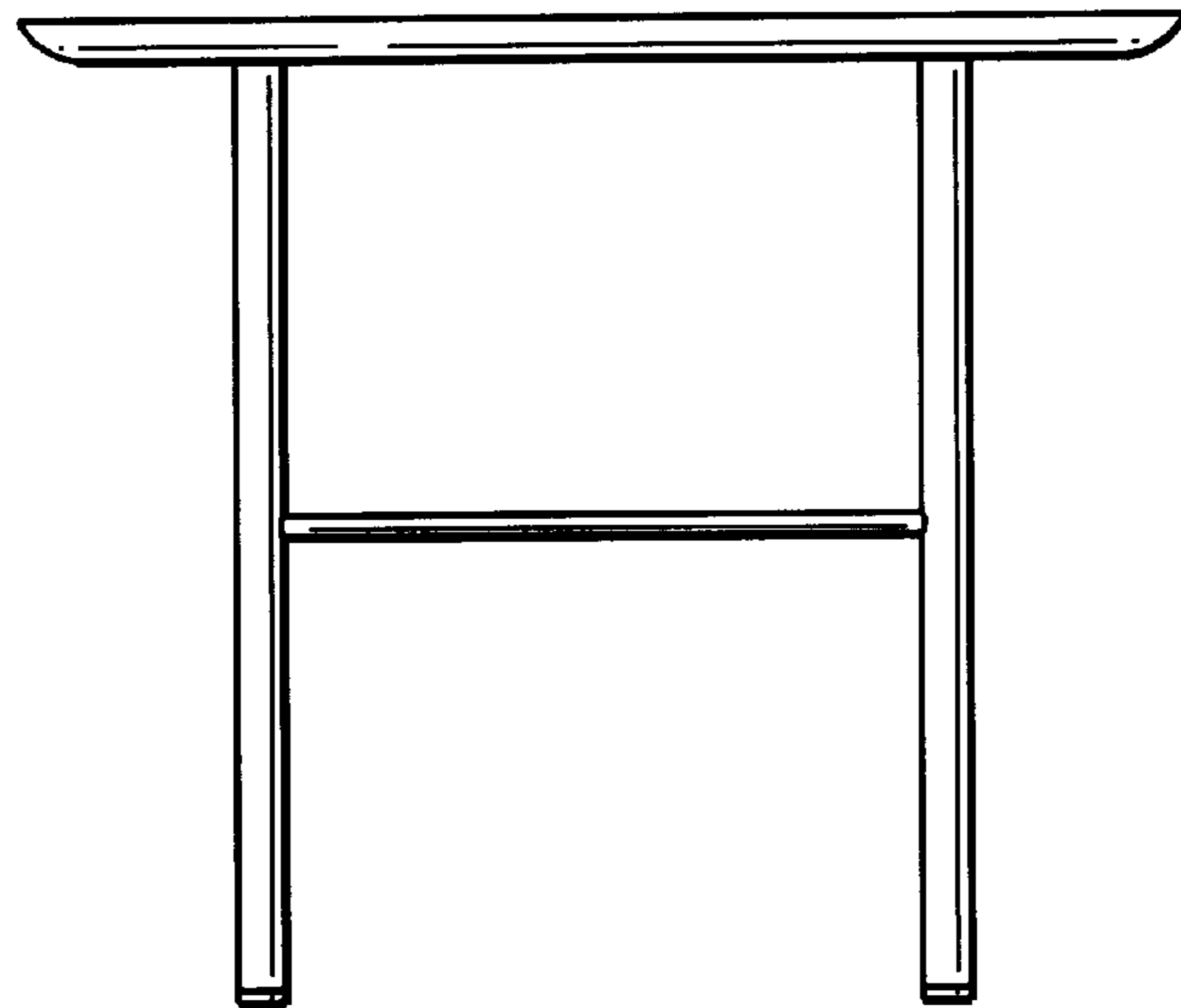


FIG. 4

