



US00D511901S

(12) **United States Design Patent**
Mohundro

(10) **Patent No.:** **US D511,901 S**

(45) **Date of Patent:** **** Nov. 29, 2005**

(54) **LIVING ROOM CHAIR**

(75) **Inventor:** **James Glenn Mohundro, Taichung (TW)**

(73) **Assignee:** **Pacific Marketing International (H.K.) Ltd., Taichung (TW)**

(**) **Term:** **14 Years**

(21) **Appl. No.:** **29/213,650**

(22) **Filed:** **Sep. 22, 2004**

(51) **LOC (8) Cl.** **06-01**

(52) **U.S. Cl.** **D6/370; D6/379; D6/380**

(58) **Field of Search** **D6/334, 335, 369, D6/370, 374, 375, 379, 380, 500-502; 297/445.1, 446.1, 452.63**

(56) **References Cited**

U.S. PATENT DOCUMENTS

D137,587 S	*	4/1944	Harasty	D6/370
D222,453 S	*	10/1971	Ziss et al.	D6/379
4,577,906 A	*	3/1986	Hsiung	297/446.1
D336,793 S	*	6/1993	Claman	D6/379

D341,494 S	*	11/1993	Ohashi et al.	D6/370
D376,051 S	*	12/1996	Lewis	D6/334
D395,174 S	*	6/1998	Diaz-Azcuy	D6/369
D453,426 S	*	2/2002	Juhasz	D6/379
D457,342 S	*	5/2002	Muller	D6/370
D459,904 S	*	7/2002	Hutton	D6/370

* cited by examiner

Primary Examiner—Mimosa De

(74) *Attorney, Agent, or Firm*—Rosenberg, Klein & Lee


(57) **CLAIM**

The ornamental design for a living room chair, as shown and described.

DESCRIPTION

FIG. 1 is a front perspective view of a living room chair, showing my new design;
 FIG. 2 is a reduced front elevational view thereof;
 FIG. 3 is a reduced rear elevational view thereof;
 FIG. 4 is a reduced left elevational view thereof; and
 FIG. 6 is a reduced top plan view thereof; and,
 FIG. 5 is a reduced right elevational view thereof;
 FIG. 7 is a reduced bottom plan view thereof.

1 Claim, 4 Drawing Sheets






FIG. 1

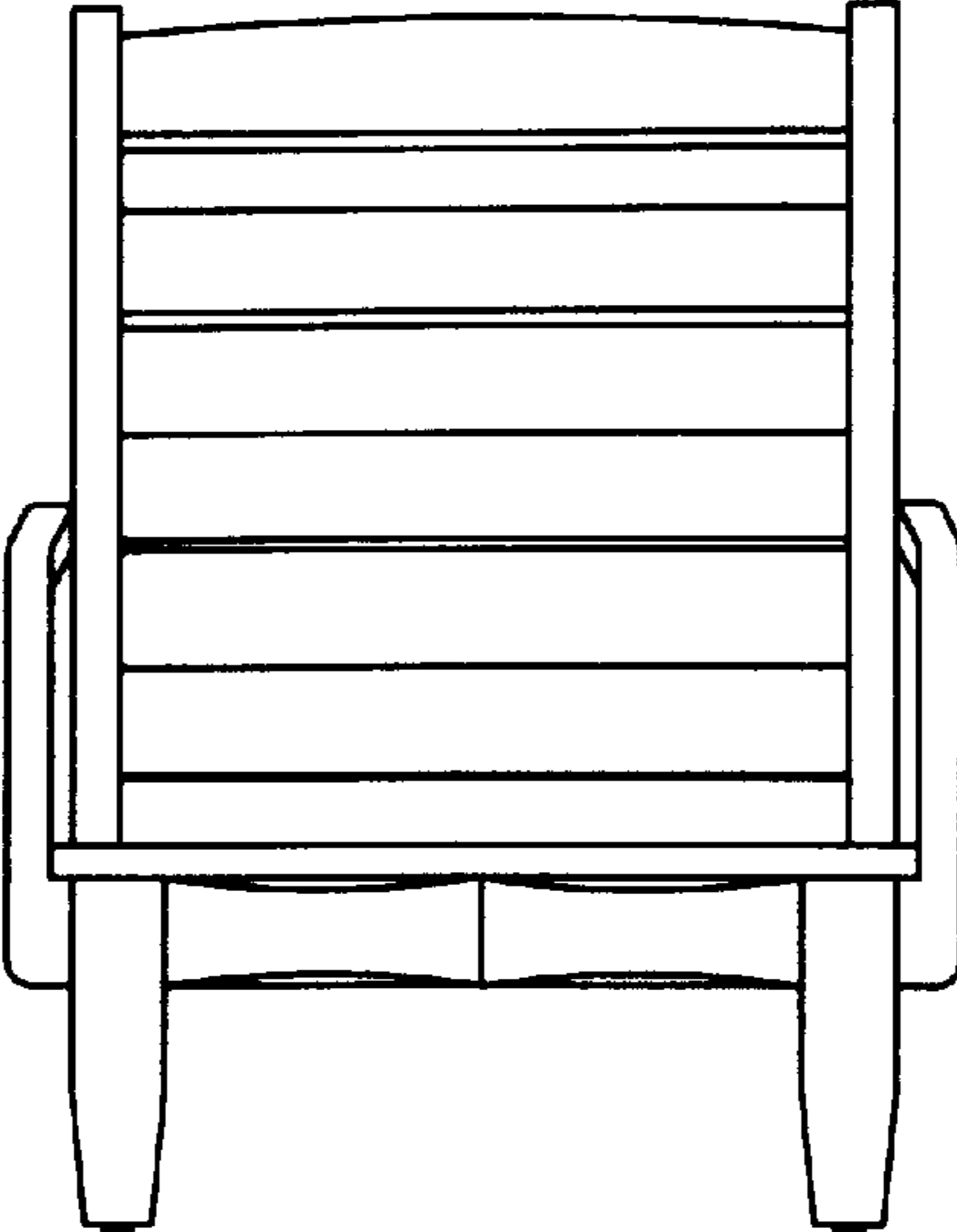


FIG.2




FIG.3

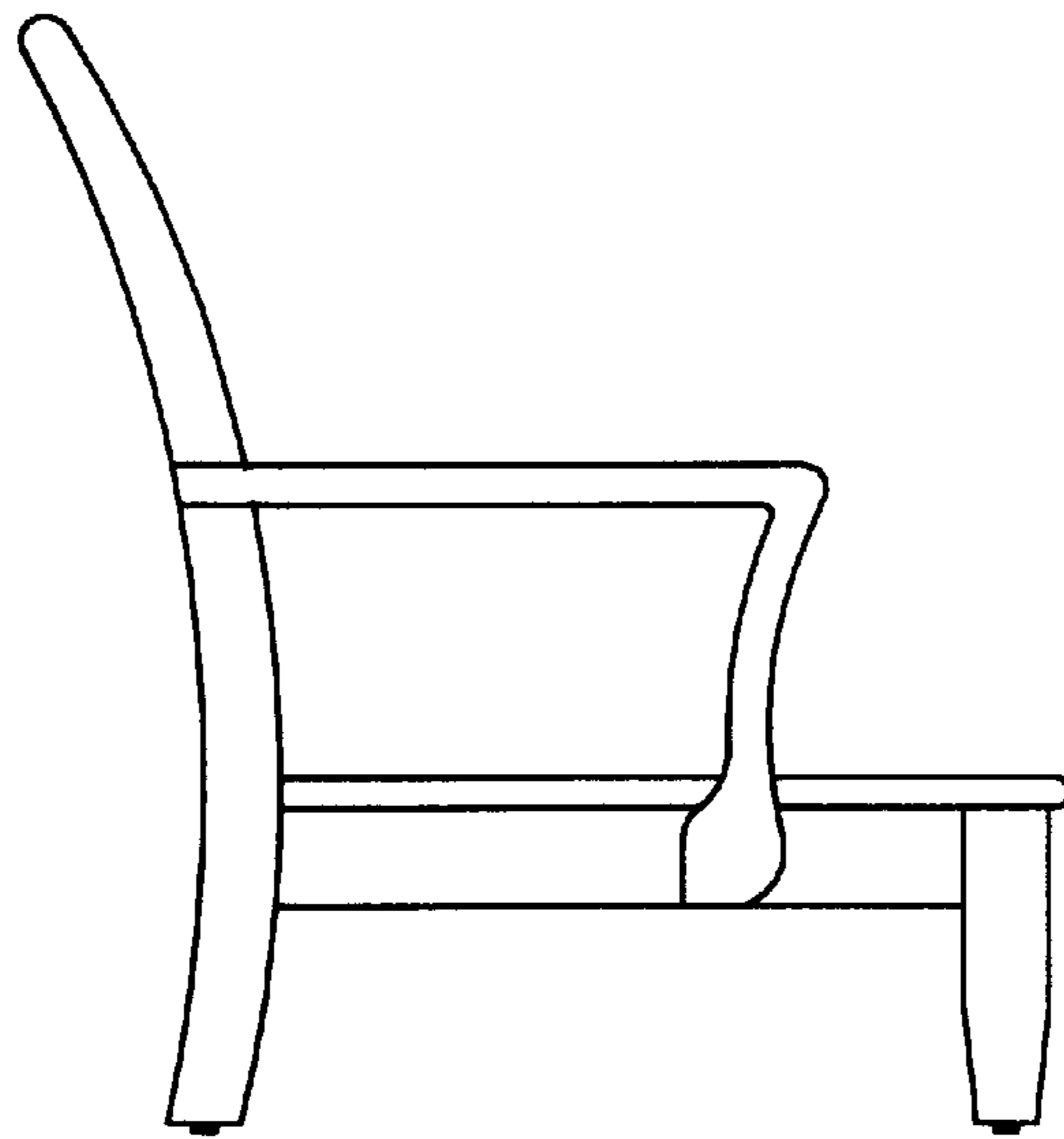


FIG.4

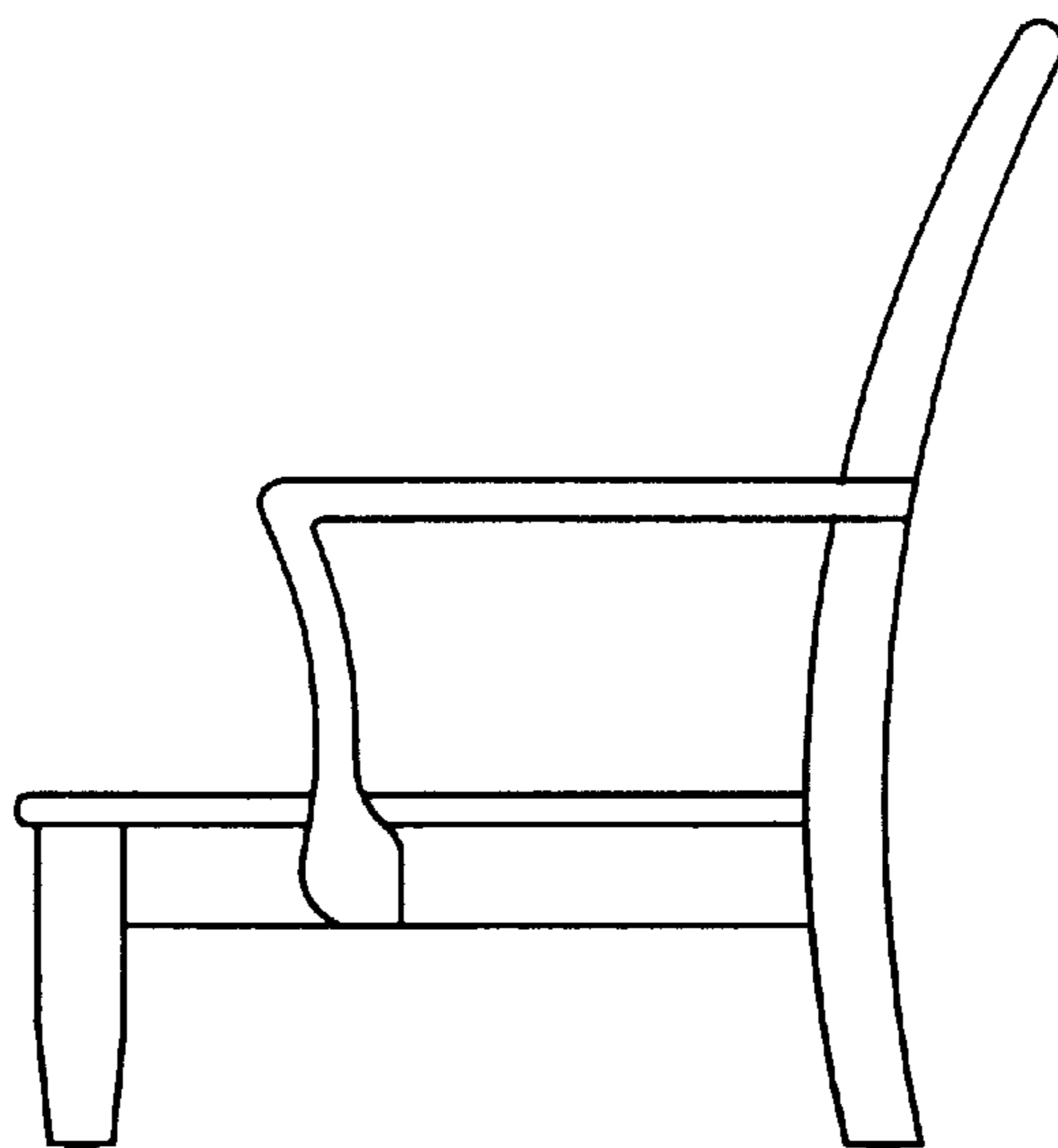


FIG.5




FIG. 6

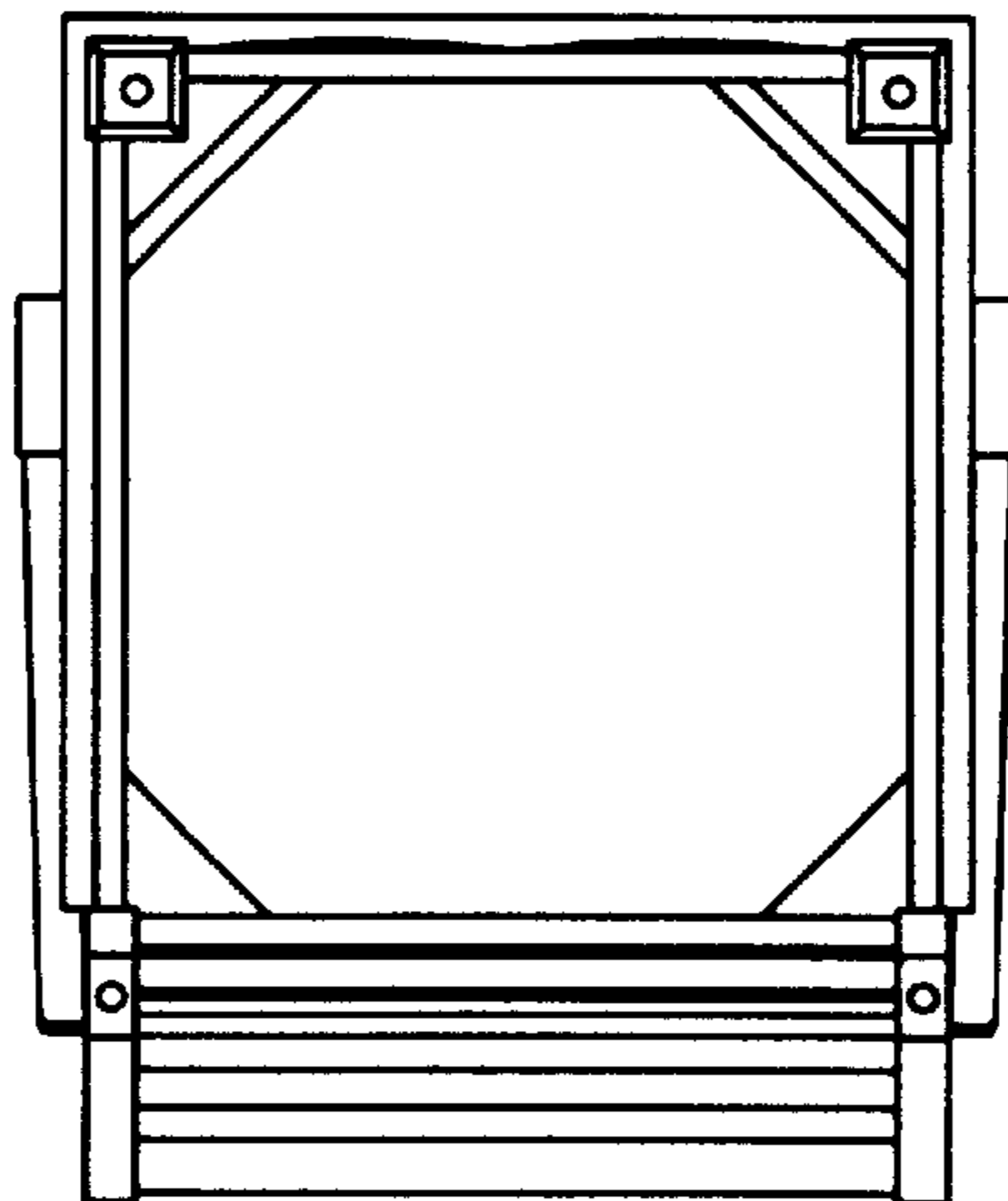


FIG. 7