



US00D511892S

(12) **United States Design Patent** (10) **Patent No.:** **US D511,892 S**
Hunter, Jr. et al. (45) **Date of Patent:** **** Nov. 29, 2005**

(54) **COMBINED CARD BINDER AND CARD**

4,141,400 A	2/1979	Mangan
4,697,698 A	10/1987	Holdener
D313,698 S	1/1991	Duffy
D314,865 S	2/1991	Tuisku
D324,305 S	3/1992	Prey
5,125,505 A	6/1992	Kurosaki
5,217,056 A	6/1993	Ritter
5,337,813 A	8/1994	Ritter
5,417,328 A	5/1995	Ritter

(75) Inventors: **Burnett D. Hunter, Jr.**, Briarcliff Manor, NY (US); **Douglas W. Bausch**, North Bellmore, NY (US); **Charles Unger**, Dobbs Ferry, NY (US); **Charles Breuel**, Briarcliff Manor, NY (US); **Sarah Murdock**, Wappingers Falls, NY (US); **Cheri Lynne Dorr**, New York, NY (US); **Mihai Badulescu**, New York, NY (US)

(Continued)

FOREIGN PATENT DOCUMENTS

(73) Assignee: **MasterCard International Incorporated**, Purchase, NY (US)

EP	0121598	10/1984
EP	0251900	1/1988
EP	0379921	8/1990
EP	0515327	11/1992
EP	0667109	8/1995
EP	0677257	10/1995
JP	8276968	10/1996
WO	9618320	6/1996
WO	9839990	9/1998
WO	0309220	1/2003

(**) Term: **14 Years**

(21) Appl. No.: **29/182,276**

(22) Filed: **May 21, 2003**

(51) **LOC (8) Cl.** **03-01**

(52) **U.S. Cl.** **D3/249**

(58) **Field of Search** D3/201, 244, 248, D3/249, 250, 251, 252; D14/435, 436, 437, 438; D19/1, 9, 10, 90; 40/564.01, 654.01, 654.07, 661.12, 662, 663, 649; 150/147, 901; 206/37, 38, 39, 39.4, 39.5, 39.6, 449; 221/260; 235/380, 448, 487; 293/74, 82, 98, 109; 359/742, 802; 362/125, 154

Primary Examiner—Louis S. Zarfaz
Assistant Examiner—Monica A. Weingart
 (74) *Attorney, Agent, or Firm*—Baker Botts L.L.P.

(57) **CLAIM**

The ornamental design of a combined card binder and card, as shown and described.

DESCRIPTION

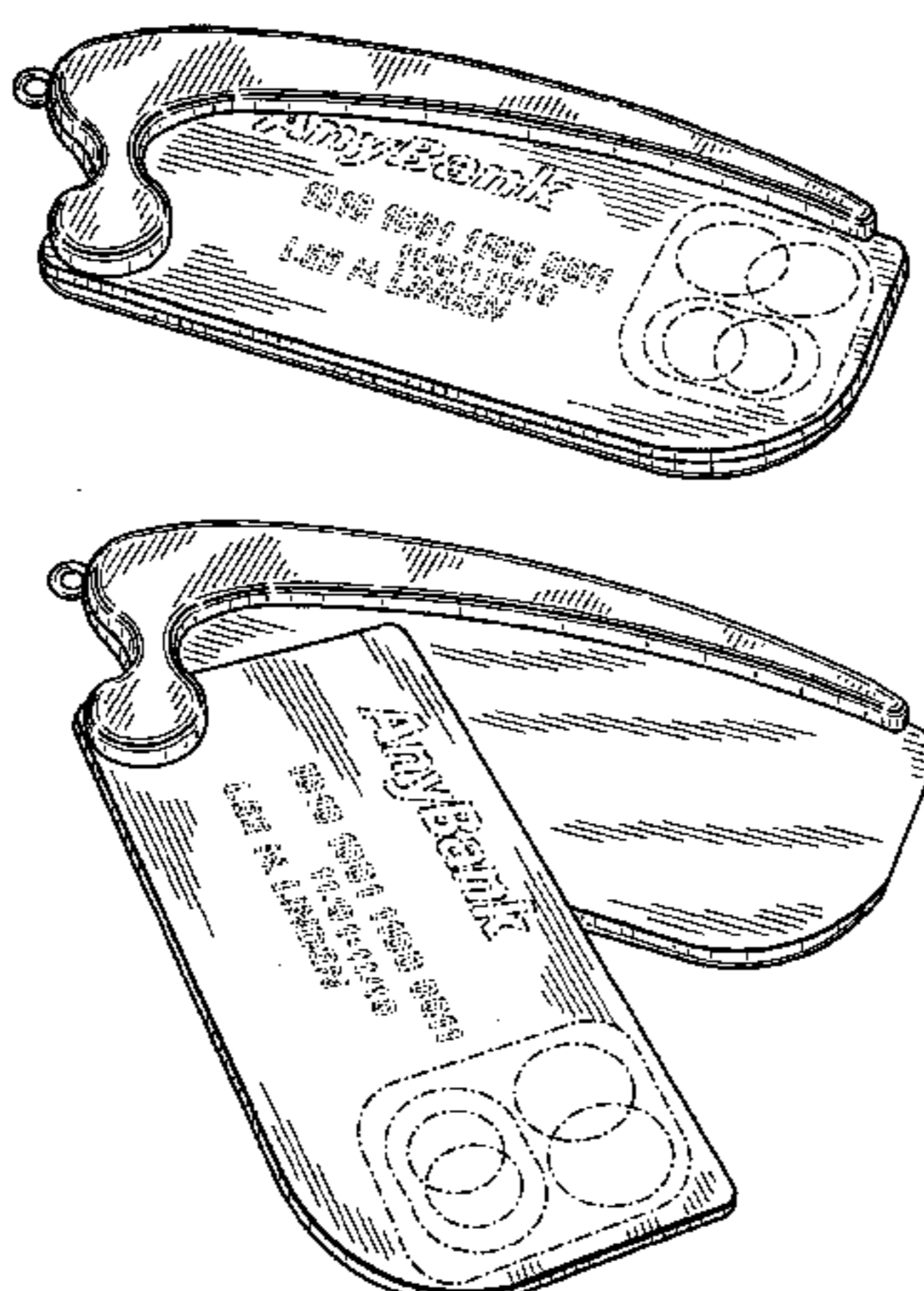
FIG. 1 is a front perspective view of a combined card binder and card showing our new design; FIG. 2 is front perspective view in an open position thereof; FIG. 3 is a front elevational view thereof; FIG. 4 is a rear elevational view thereof; FIG. 5 is a top plan view thereof; FIG. 6 is a bottom plan view thereof; FIG. 7 is a left side elevational view thereof; and, FIG. 8 is a right side elevational view thereof. The bottom of the card is plain and unadorned. The broken line showing of indicia on the card, in FIGS. 1-3, is for illustrative purposes only and forms no part of the claimed design.

1 Claim, 3 Drawing Sheets

(56) **References Cited**

U.S. PATENT DOCUMENTS

927,710 A	7/1909	Carroll
938,310 A	10/1909	Foster
958,620 A	5/1910	Gardner
1,656,615 A	1/1928	Williams
2,334,487 A	11/1943	Greenway
3,245,697 A	4/1966	Nugent
3,434,414 A	3/1969	Wright
3,478,683 A	11/1969	Hopkins et al.
3,505,954 A	4/1970	Projansky
3,583,317 A	6/1971	Gibson
3,628,266 A	12/1971	Wise et al.



US D511,892 S

Page 2

U.S. PATENT DOCUMENTS

D372,358 S	8/1996	Mathison		D453,336 S	2/2002	Pentz et al.	
5,569,898 A	10/1996	Fisher et al.		D453,337 S	2/2002	Pentz et al.	
5,593,075 A	1/1997	Schumer		D453,338 S	2/2002	Pentz et al.	
5,642,234 A	* 6/1997	Altman et al.	359/802	D453,339 S	2/2002	Pentz	
5,718,329 A	2/1998	Ippolito et al.		D453,516 S	2/2002	Pentz	
5,791,461 A	8/1998	Tsuge		D453,517 S	2/2002	Pentz	
5,863,076 A	1/1999	Warther		D454,910 S	3/2002	Smith et al.	
5,886,333 A	3/1999	Miyake		D456,814 S	5/2002	Pentz	
5,901,764 A	5/1999	Ritter		D457,556 S	5/2002	Hochschild	
D411,765 S	7/1999	Holihan		D460,454 S	7/2002	Pentz	
5,999,336 A	* 12/1999	Yang, Jr.	359/742	D460,455 S	7/2002	Pentz	
6,029,892 A	2/2000	Miyake		6,471,127 B2	10/2002	Pentz et al.	
6,076,296 A	6/2000	Schaffer		D474,234 S	* 5/2003	Nelms et al.	D19/9
D431,719 S	10/2000	Mucarquer		6,565,232 B1	* 5/2003	Goldstein et al.	362/125
6,155,410 A	12/2000	Davis		D487,480 S	* 3/2004	Nelms et al.	D19/9
D453,160 S	1/2002	Pentz et al.		2003/0014891 A1	* 1/2003	Nelms et al.	40/649
D453,161 S	1/2002	Pentz					

* cited by examiner




FIG. 1

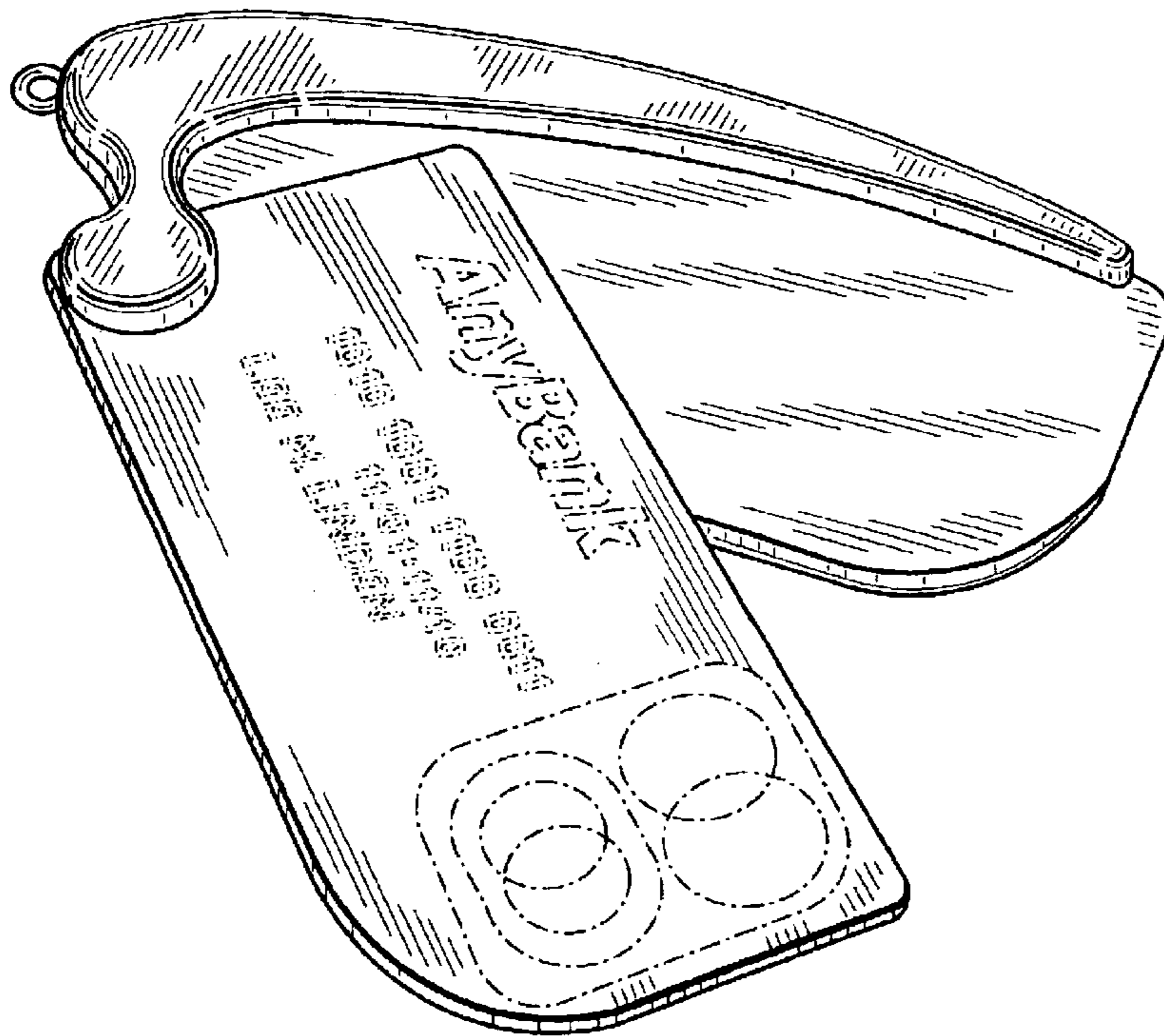


FIG. 2




FIG. 3

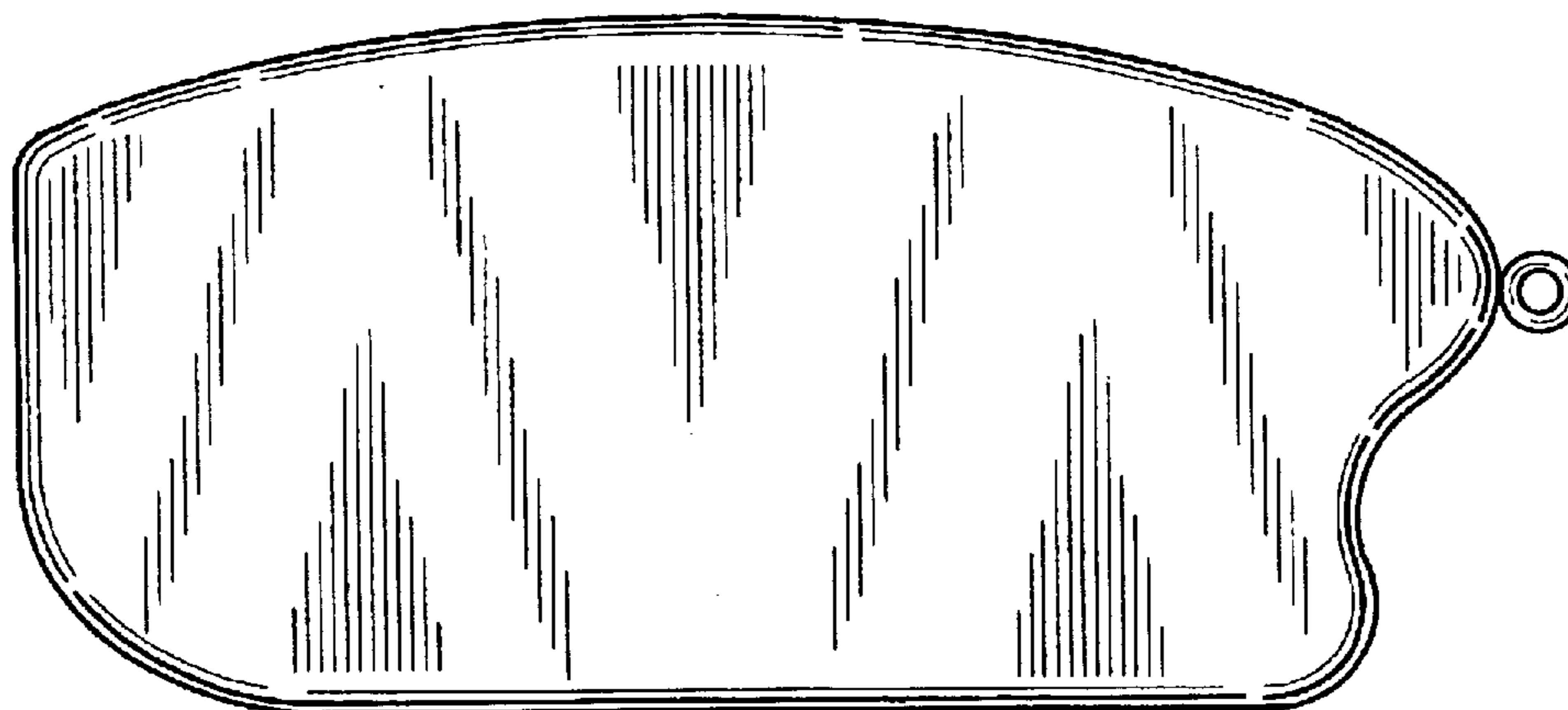


FIG. 4




FIG. 5




FIG. 6

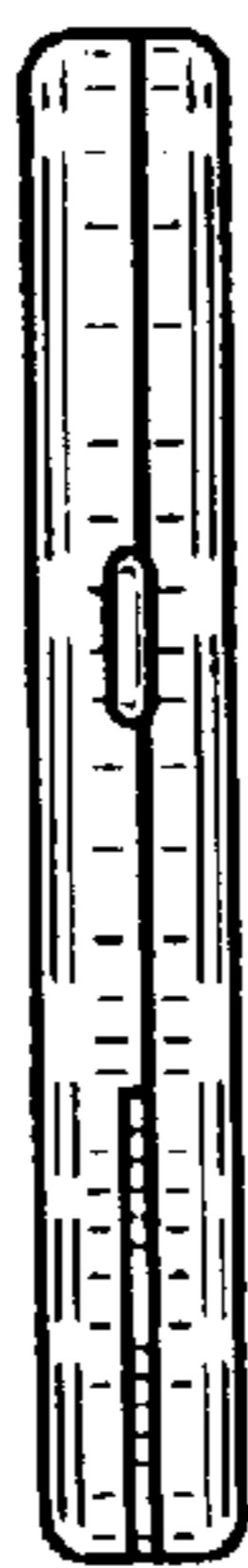


FIG. 7

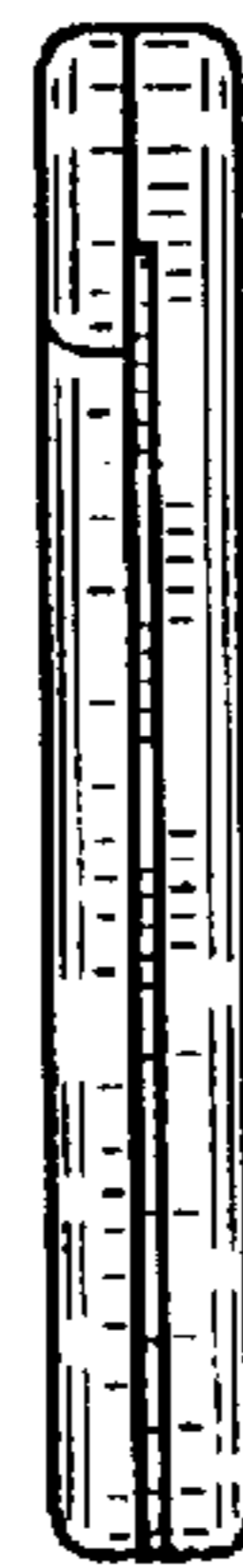


FIG. 8