



US00D511891S

(12) **United States Design Patent**
Suppancig

(10) **Patent No.:** **US D511,891 S**

(45) **Date of Patent:** **** Nov. 29, 2005**

(54) **HANDBAG**

(75) **Inventor:** **Massimo Suppancig, Milan (IT)**

(73) **Assignee:** **Valextra S.r.l., Milan (IT)**

(**) **Term:** **14 Years**

(21) **Appl. No.:** **29/222,315**

(22) **Filed:** **Jan. 28, 2005**

(30) **Foreign Application Priority Data**

Jul. 29, 2004 (EM) 000209945

(51) **LOC (8) Cl.** **03-01**

(52) **U.S. Cl.** **D3/246**

(58) **Field of Search** 190/903, 100,
190/115; 383/6, 29, 30, 31, 37, 42, 93,
95, 97, 117, 127, 907; D3/232, 233, 234,
235, 236, 237, 238, 239, 240, 241, 243,
245, 246, 303, 315, 318, 321, 322, 323,
324, 325, 326; 150/100, 107, 108, 110,
111, 118, 900

(56) **References Cited**

U.S. PATENT DOCUMENTS

D102,306 S * 12/1936 Felman D3/239

D110,929 S * 8/1938 Pichel D3/246

D121,435 S * 7/1940 Goldsmith D3/241

D144,514 S * 4/1946 Rath D3/240

D418,292 S * 1/2000 du Sartel D3/246

D504,227 S * 4/2005 Delafontaine D3/233

* cited by examiner

Primary Examiner—Louis S. Zarfes

Assistant Examiner—Monica A. Weingart

(74) *Attorney, Agent, or Firm*—Hedman & Costigan, P.C.

(57) **CLAIM**

The ornamental design for a handbag, as shown and described.

DESCRIPTION

FIG. 1 is a perspective view of a handbag showing my new design;

FIG. 2 is a top plan view thereof;

FIG. 3 is a left side elevational view, the right side elevational view being a mirror image thereof;

FIG. 4 is a front elevational view, the rear elevational view being a mirror image thereof; and,

FIG. 5 is a bottom plan view thereof.

1 Claim, 3 Drawing Sheets



FIG. 1



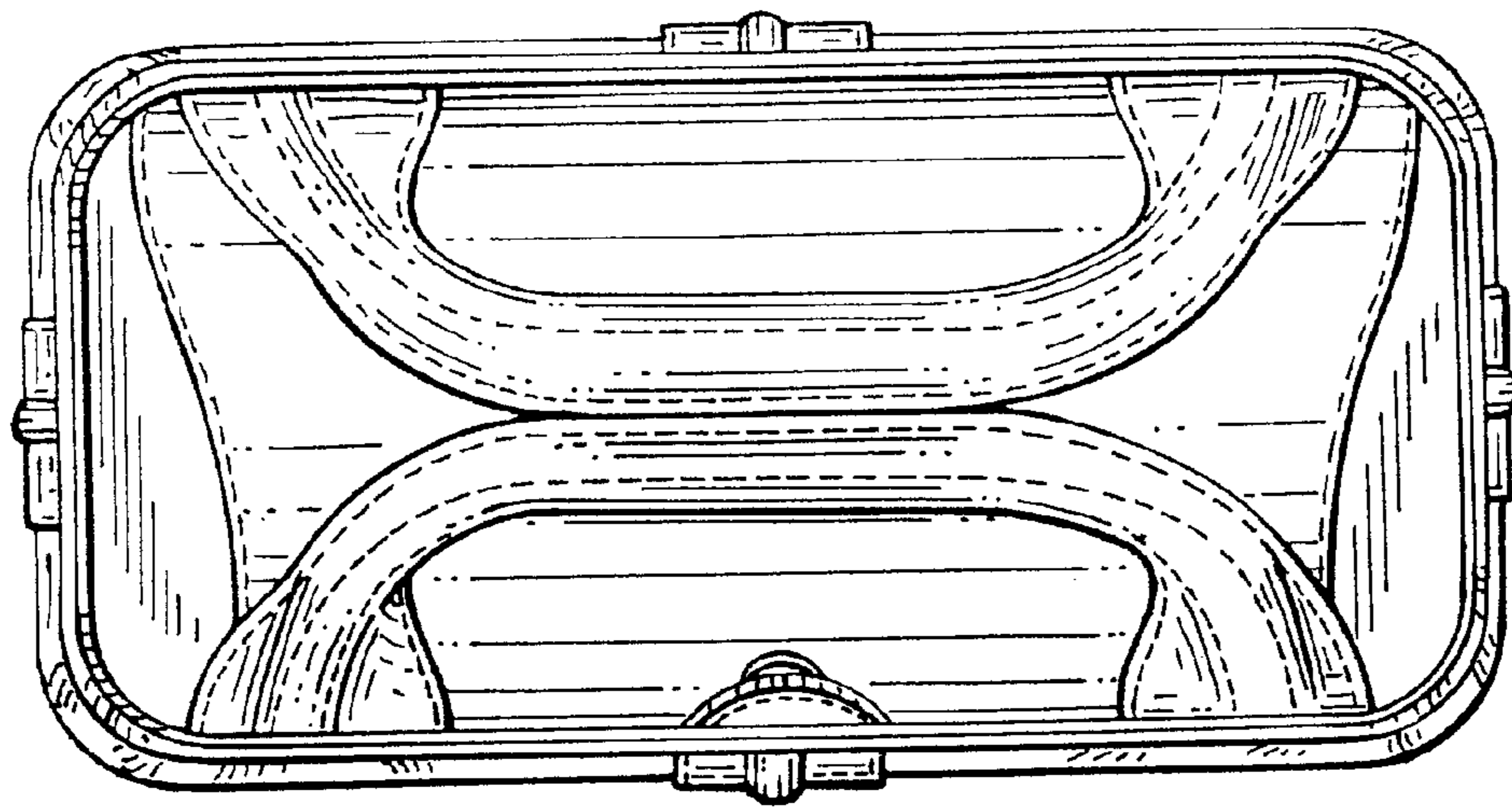


FIG. 2

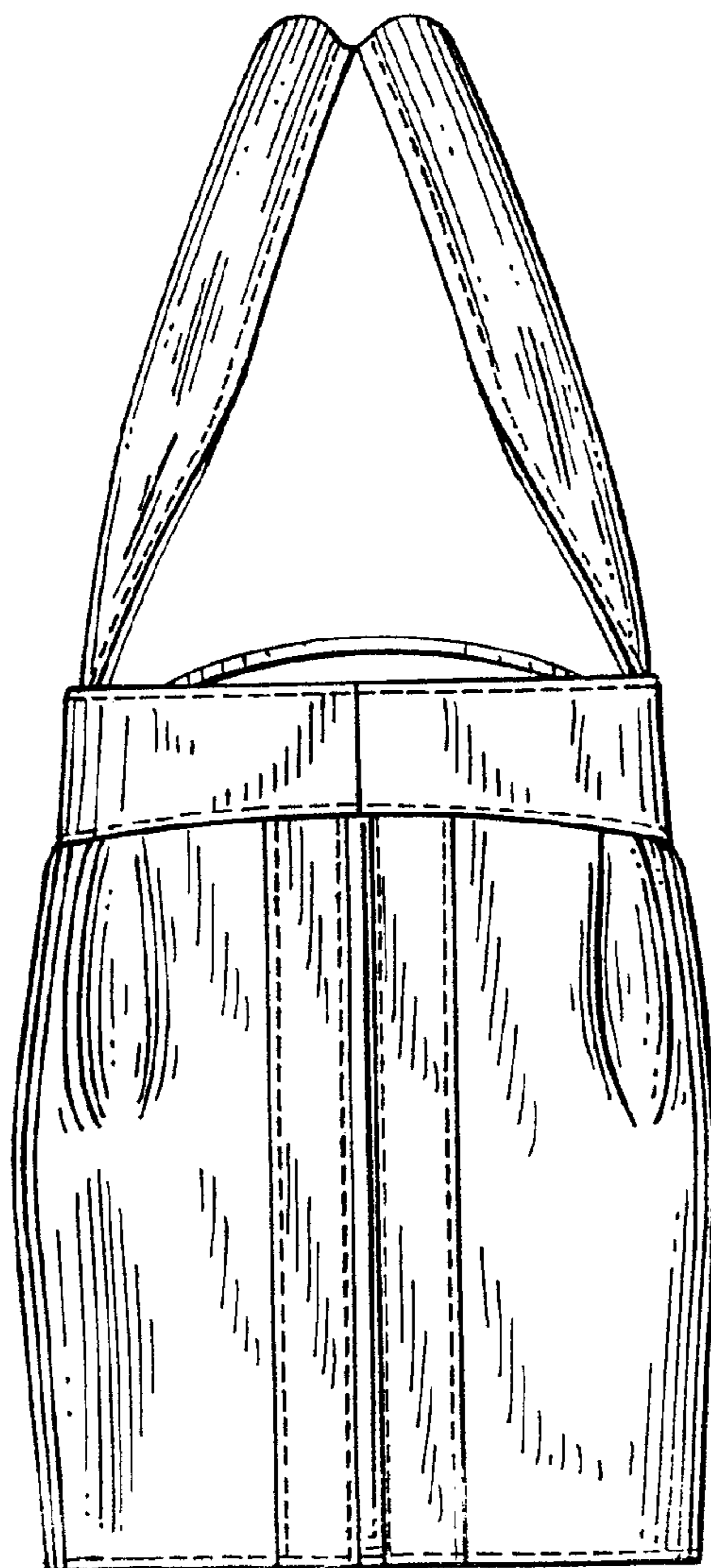


FIG. 3

FIG. 4

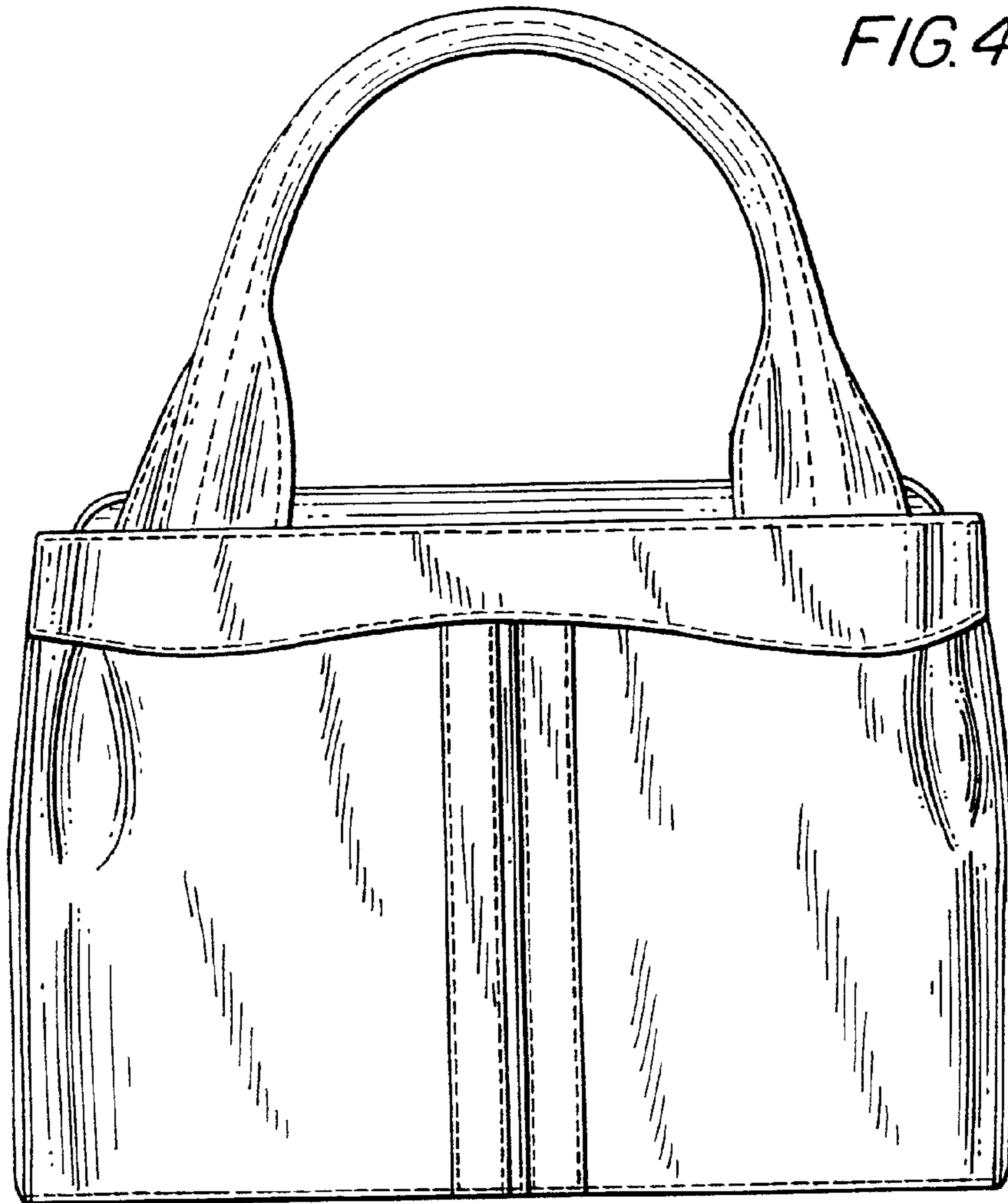


FIG. 5

