



US00D511889S

(12) **United States Design Patent**
Cockrell

(10) **Patent No.:** **US D511,889 S**

(45) **Date of Patent:** **** Nov. 29, 2005**

- (54) **SLIP RESISTANT CRUTCH TIP**
- (75) **Inventor:** **John Cockrell**, Greensboro, NC (US)
- (73) **Assignee:** **Shoes for Crews, Inc.**, West Palm Beach, FL (US)
- (**) **Term:** **14 Years**
- (21) **Appl. No.:** **29/211,596**
- (22) **Filed:** **Aug. 17, 2004**
- (51) **LOC (8) Cl.** **03-03**
- (52) **U.S. Cl.** **D3/17**
- (58) **Field of Search** D3/5-17; 135/44, 135/65, 77-82, 86

- D417,070 S * 11/1999 Wyler D3/17
- 6,374,841 B1 * 4/2002 Yamamoto et al. 135/77
- D476,803 S * 7/2003 Margolis D3/17

* cited by examiner

Primary Examiner—Sandra S. Snapp

(74) *Attorney, Agent, or Firm*—McHale & Slavin, P.A.

(57) **CLAIM**

The ornamental design for a slip resistant crutch tip, as shown and described.

DESCRIPTION

FIG. 1 is a side view of the slip resistant crutch tip of the instant invention, the crutch shown in broken lines is for illustrative purposes only and forms no part of the claimed design.

FIG. 2 is a side view of the slip resistant crutch tip, all side views being the same;

FIG. 3 is a bottom view thereof depicting the tread of the crutch tip; and,

FIG. 4 is a top view thereof.

(56) **References Cited**

U.S. PATENT DOCUMENTS

- 2,230,406 A * 2/1941 Johnson 135/77
- 2,910,995 A * 11/1959 Jacuzzi 135/77
- 3,040,757 A * 6/1962 Smith 135/86
- 4,135,536 A * 1/1979 Willis 135/84

1 Claim, 1 Drawing Sheet

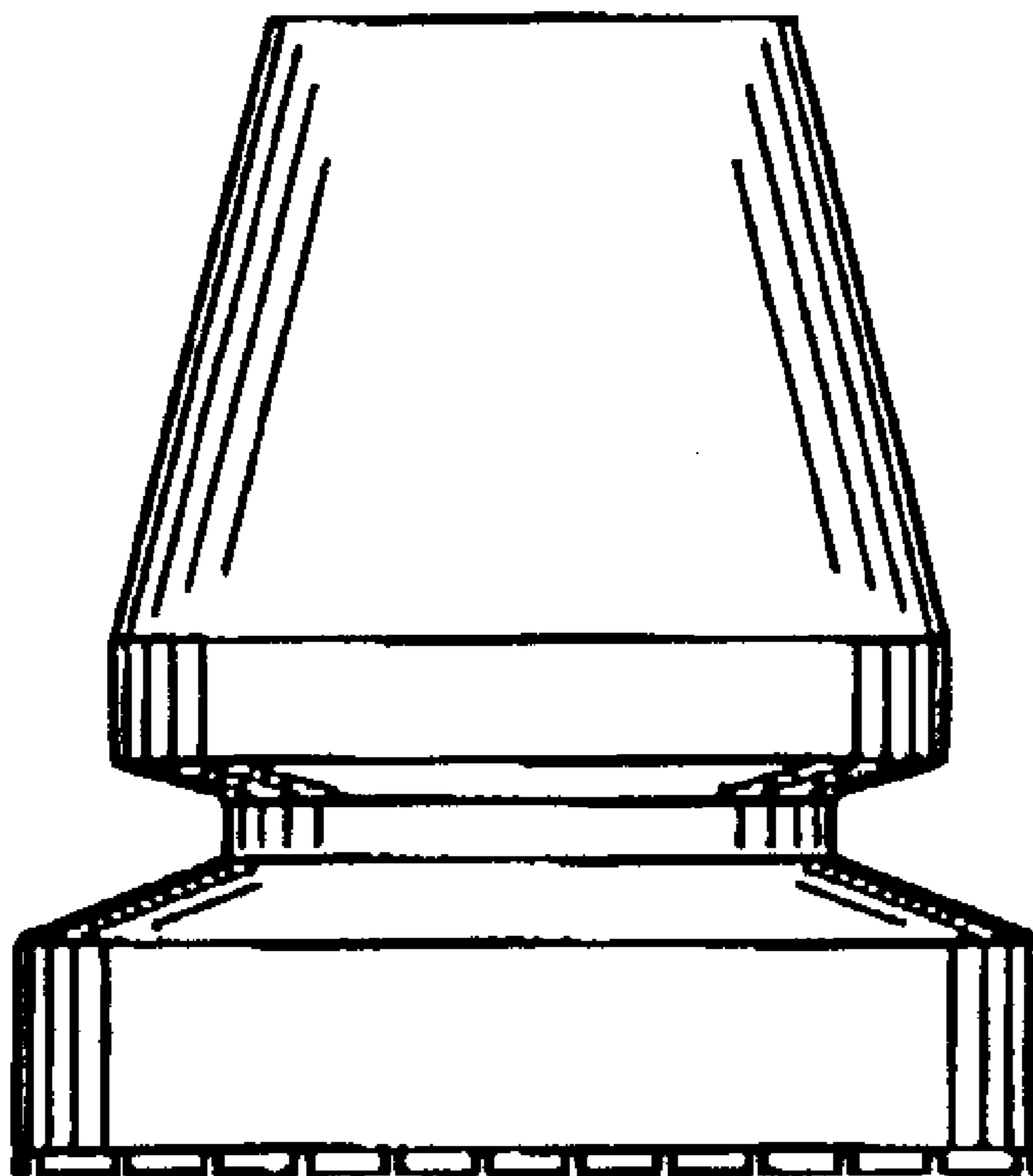


FIG. 1

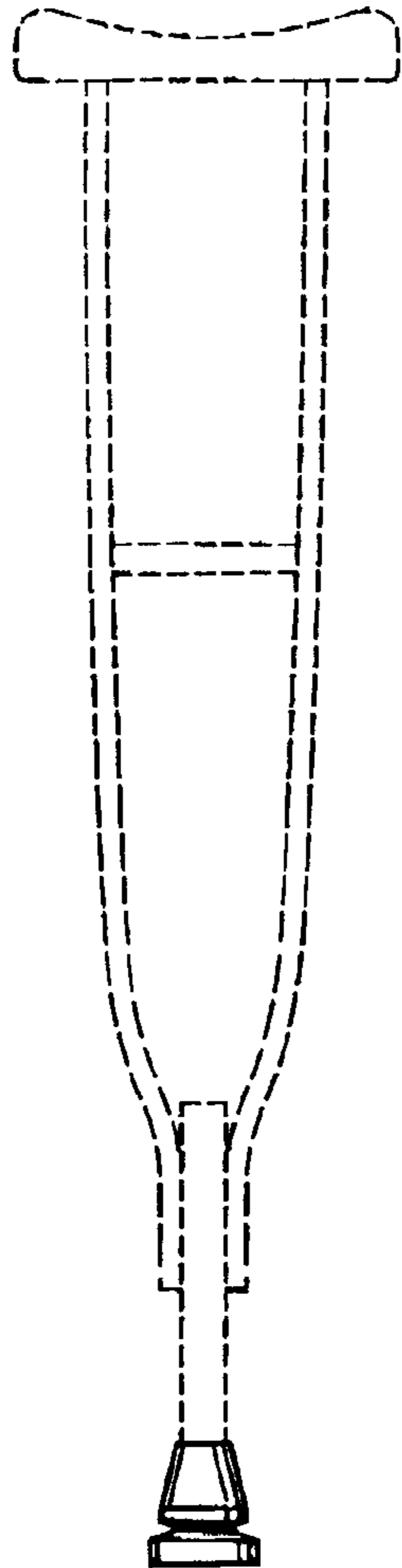


FIG. 2

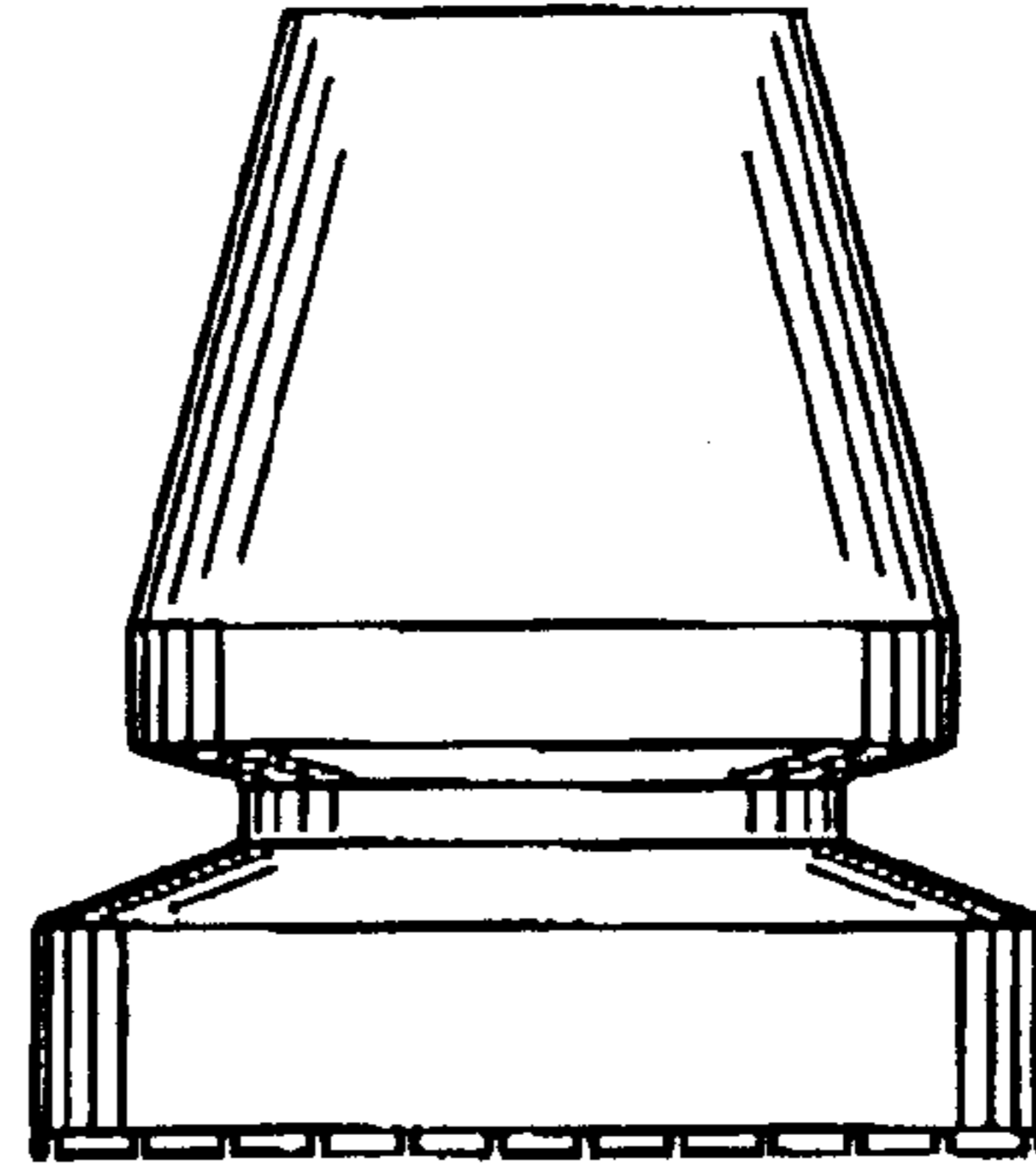


FIG. 3




FIG. 4

