

US00D511865S

(12) **United States Design Patent**
Canavan et al.

(10) **Patent No.: US D511,865 S**
(45) **Date of Patent: ** Nov. 22, 2005**

- (54) **PROTECTIVE FACE SHIELD FRAME**
- (75) Inventors: **Richard W. Canavan**, Woodstock, CT (US); **Jeremy Conrad Howard**, Little Compton, RI (US); **Luke William Michas**, Westerly, RI (US); **Erica L. Osley**, Coventry, RI (US)
- (73) Assignee: **Bacou-Dalloz Eye & Face Protection, Inc.**, Smithfield, RI (US)
- (**) Term: **14 Years**
- (21) Appl. No.: **29/219,310**
- (22) Filed: **Dec. 15, 2004**

4,101,980 A	7/1978	Stepan et al.	
4,354,285 A	* 10/1982	Rudd	2/424
4,462,119 A	7/1984	Rudd	
4,507,809 A	4/1985	Stepan	
4,748,695 A	* 6/1988	Shigematsu et al.	2/424
D306,363 S	* 2/1990	Stackhouse et al.	D29/110
D320,870 S	* 10/1991	Asbury et al.	D29/108
5,410,757 A	* 5/1995	Vienamo et al.	2/9
5,533,500 A	* 7/1996	Her-Mou	128/201.25
5,720,281 A	* 2/1998	Allen et al.	128/206.23
5,793,449 A	8/1998	Lagerwall	
D416,649 S	* 11/1999	Burns et al.	D29/110
6,016,805 A	* 1/2000	Burns et al.	128/206.24
6,035,451 A	* 3/2000	Burns et al.	2/424
6,102,033 A	* 8/2000	Baribeau et al.	128/201.24
6,161,538 A	* 12/2000	Bonhomme et al.	128/204.21
D458,713 S	* 6/2002	Cheng	D29/110
D499,214 S	* 11/2004	Cheng	D29/110

Related U.S. Application Data

- (62) Division of application No. 29/189,791, filed on Sep. 10, 2003, now Pat. No. Des. 504,195.
- (51) **LOC (8) Cl.** **29-02**
- (52) **U.S. Cl.** **D29/122**
- (58) **Field of Search** D29/102-110, D29/112, 122; 2/6.1, 6.3-6.7, 8-11, 411-412, 414, 416-418, 423-425, 432, 209, 174, 183, 427-430, 410, 422, 15, 5; D28/9; 128/201.24, 201.15, 201.23, 857, 206.24, 206.21, 206.27, 207.11; D24/110.2, 110.3, 231; D26/39

References Cited

U.S. PATENT DOCUMENTS

3,259,908 A	7/1966	Simpson et al.	
3,362,403 A	* 1/1968	Fleming et al.	128/201.24
D213,303 S	* 2/1969	Jones	D29/110
D214,013 S	* 5/1969	Jones	D29/110
3,789,428 A	* 2/1974	Martin	2/9
4,097,929 A	* 7/1978	Lowe et al.	2/10

* cited by examiner

Primary Examiner—Ruth McInroy

(74) *Attorney, Agent, or Firm*—Salter & Michaelson

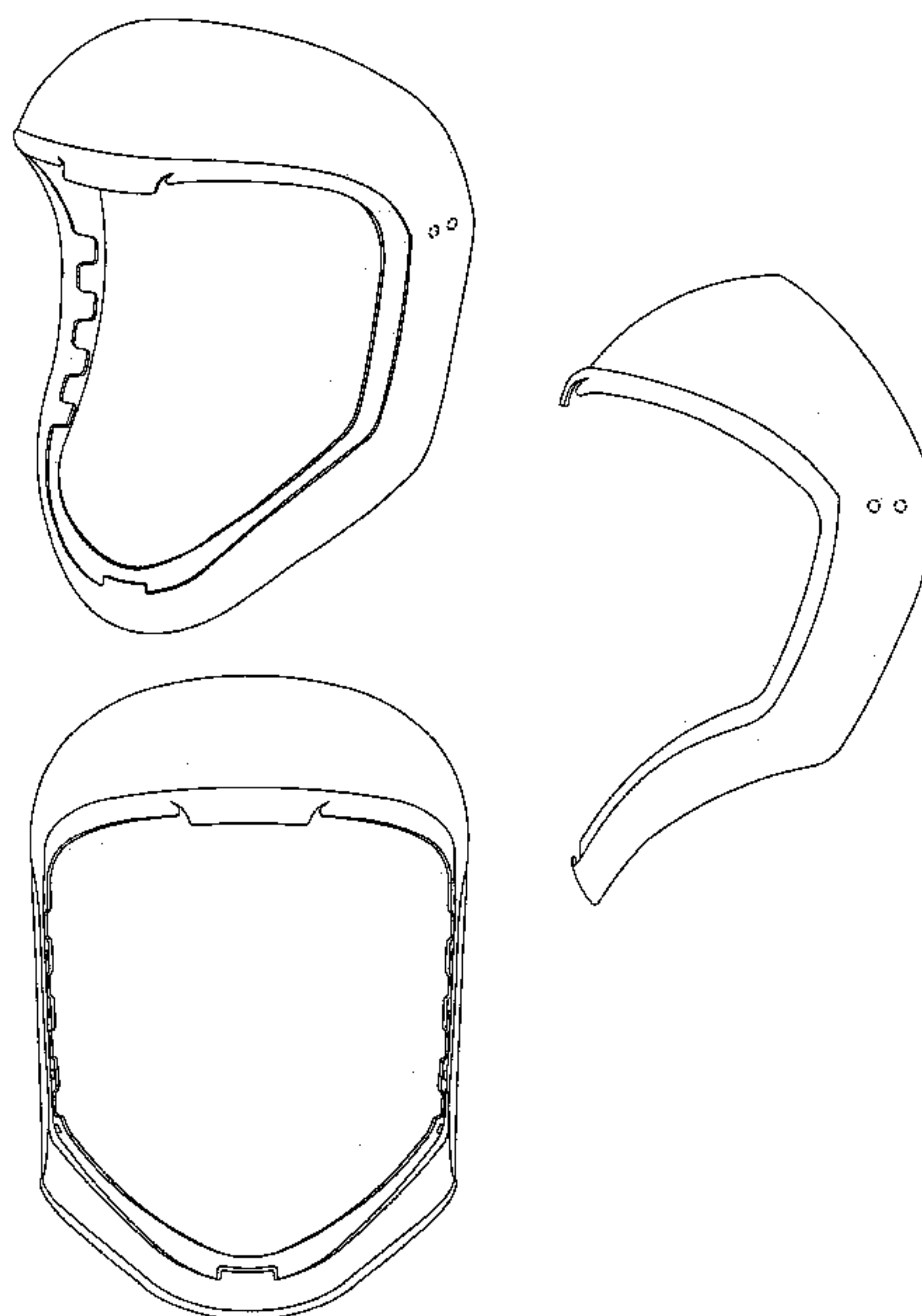
(57) **CLAIM**

The ornamental design for a protective face shield frame, as shown and described.

DESCRIPTION

FIG. 1 is a perspective view of a protective face shield frame showing our new design;
 FIG. 2 is a front elevational view thereof;
 FIG. 3 is a rear elevational view thereof;
 FIG. 4 is a side elevational view thereof, the opposite side being a mirror image;
 FIG. 5 is a top plan view thereof; and,
 FIG. 6 is a bottom plan view thereof.
 The portions shown in broken lines are included for illustrative purposes only and form no part of the claimed design.

1 Claim, 5 Drawing Sheets



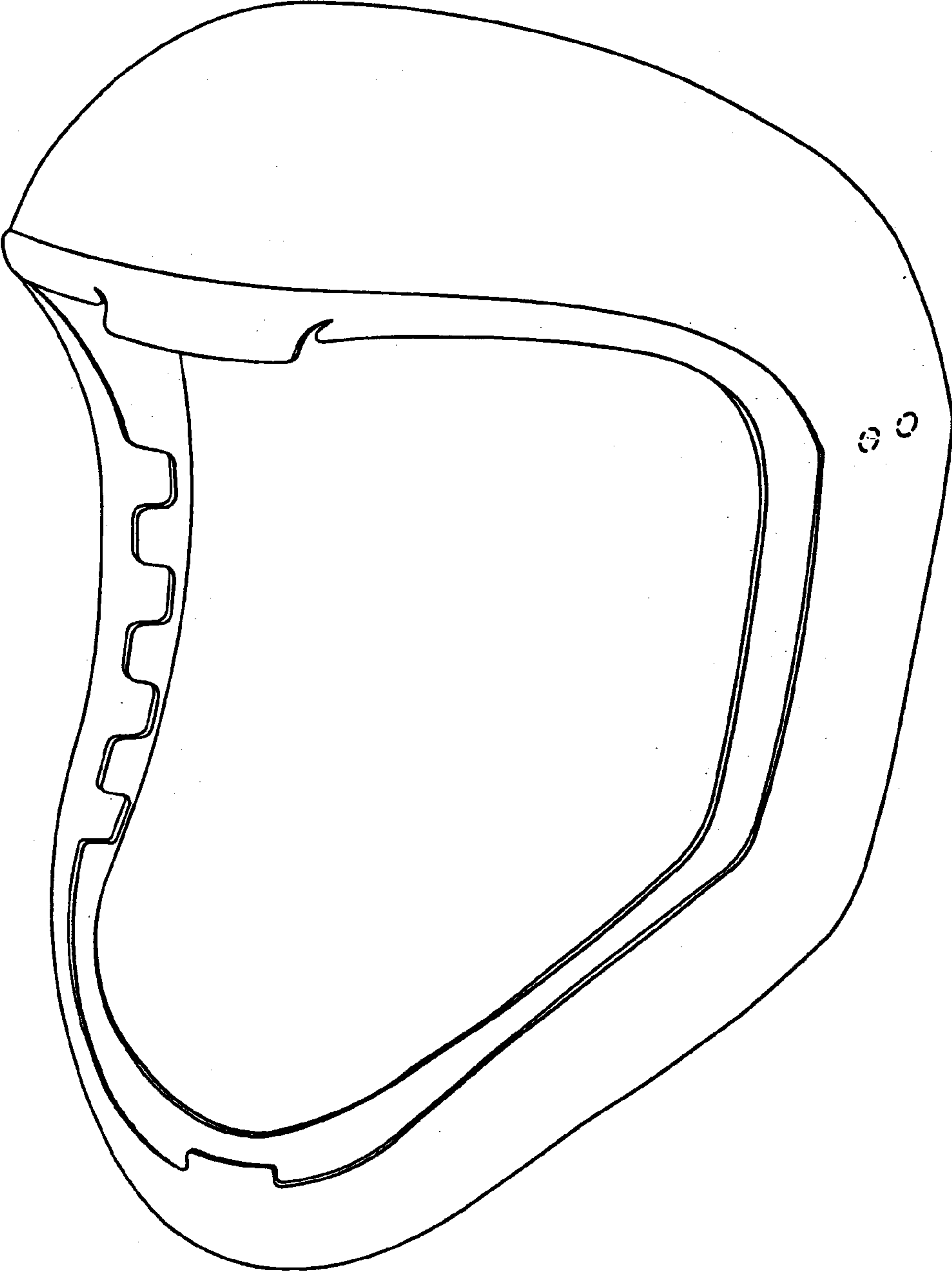


FIG. 1

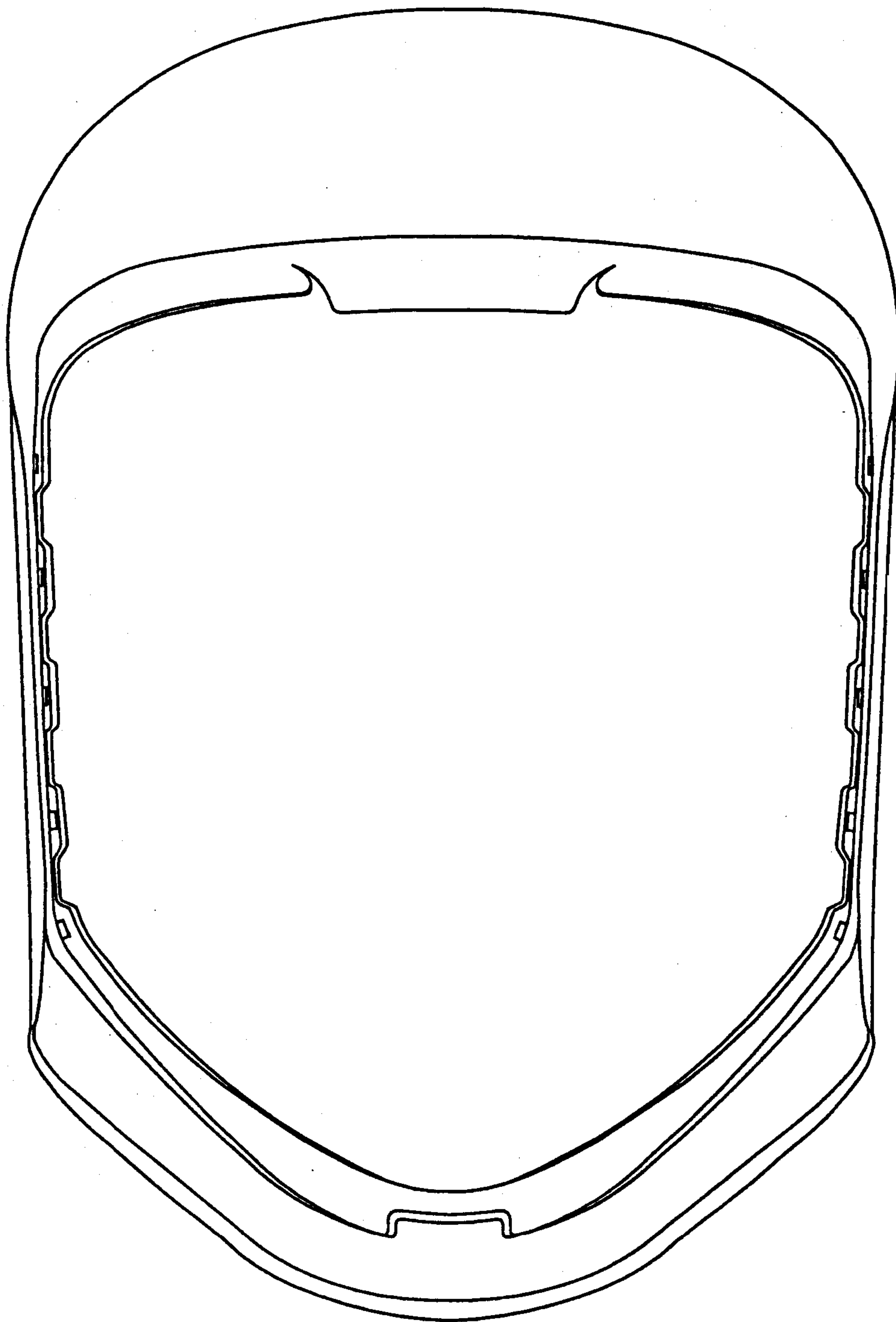


FIG. 2

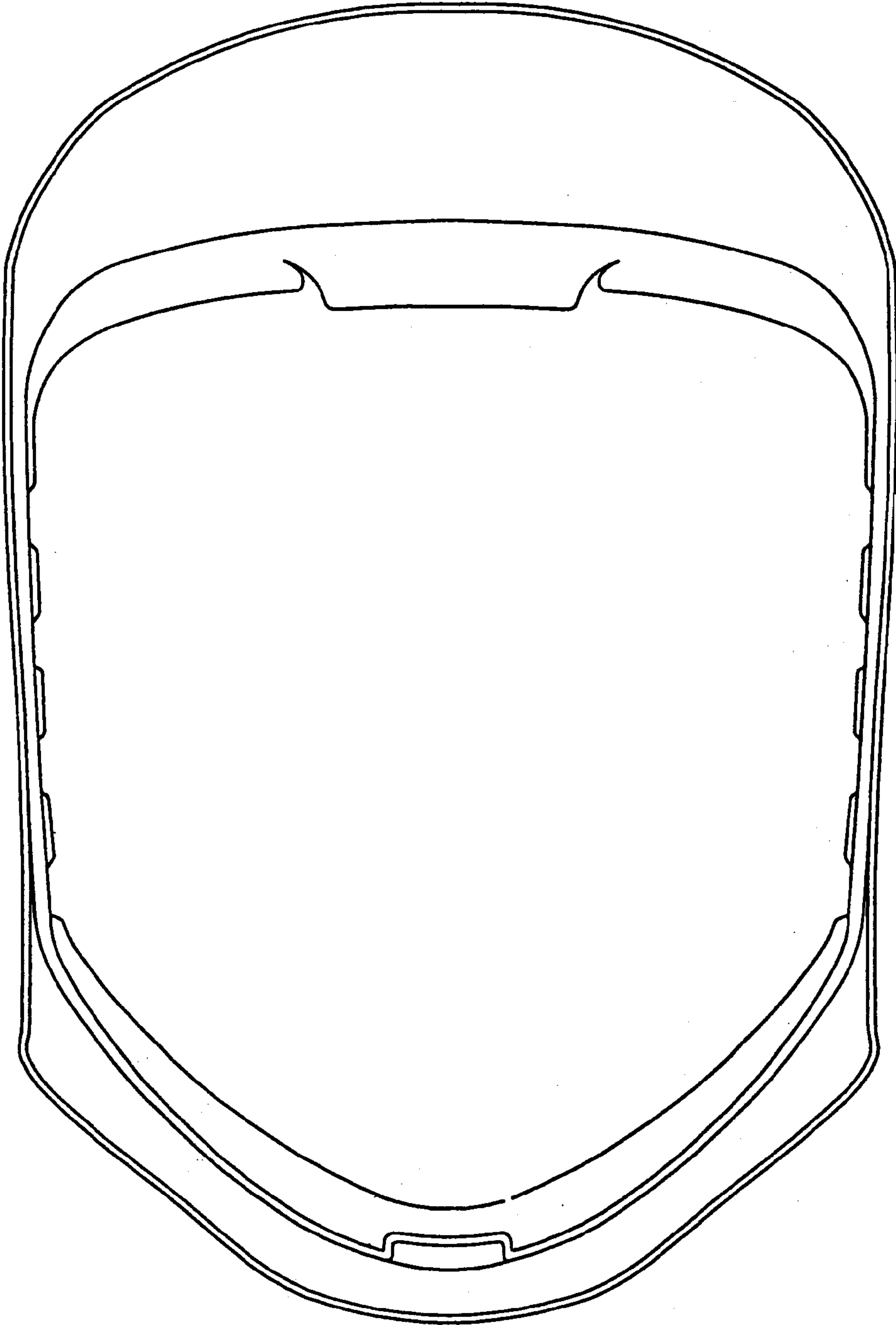


FIG. 3

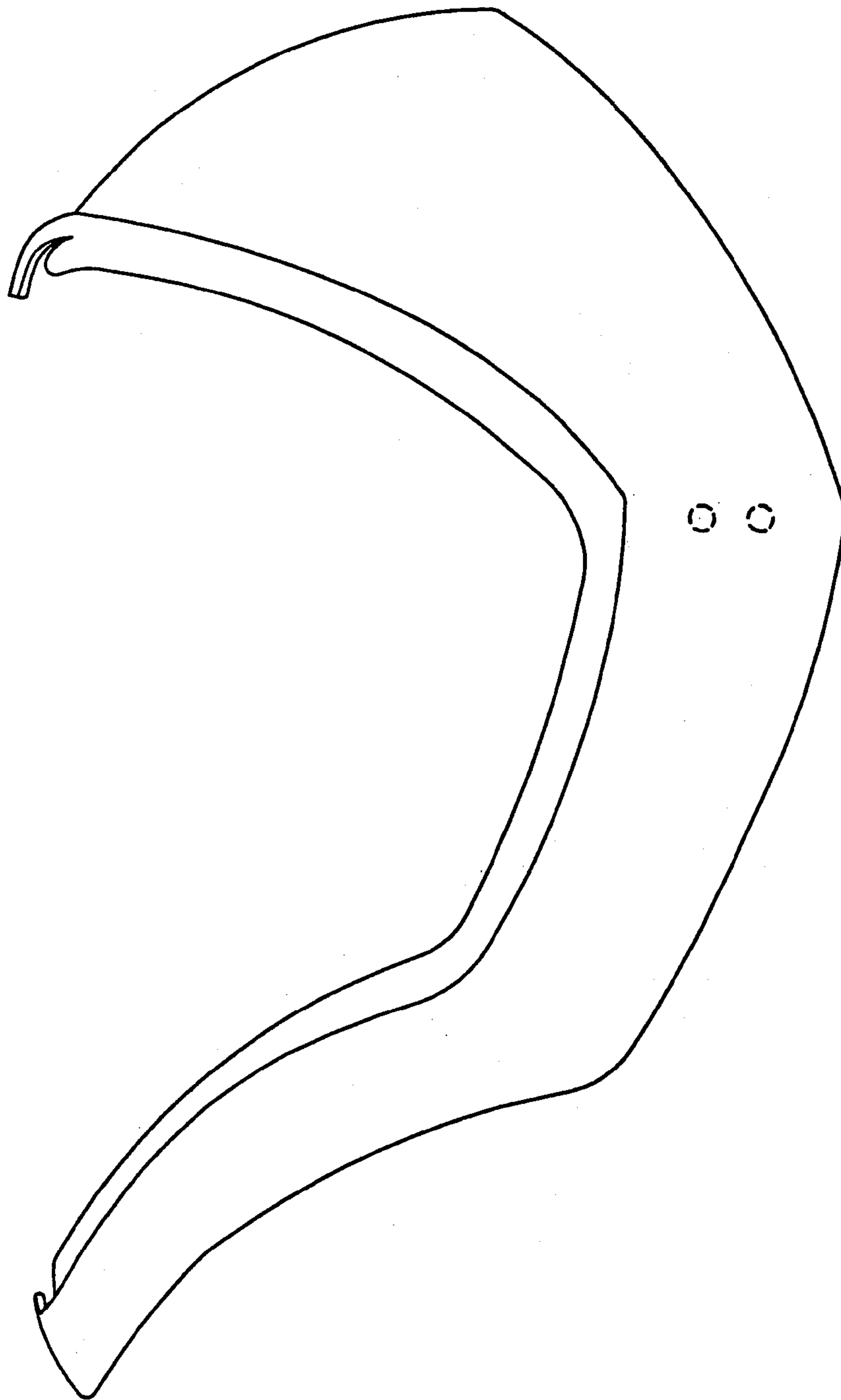


FIG. 4

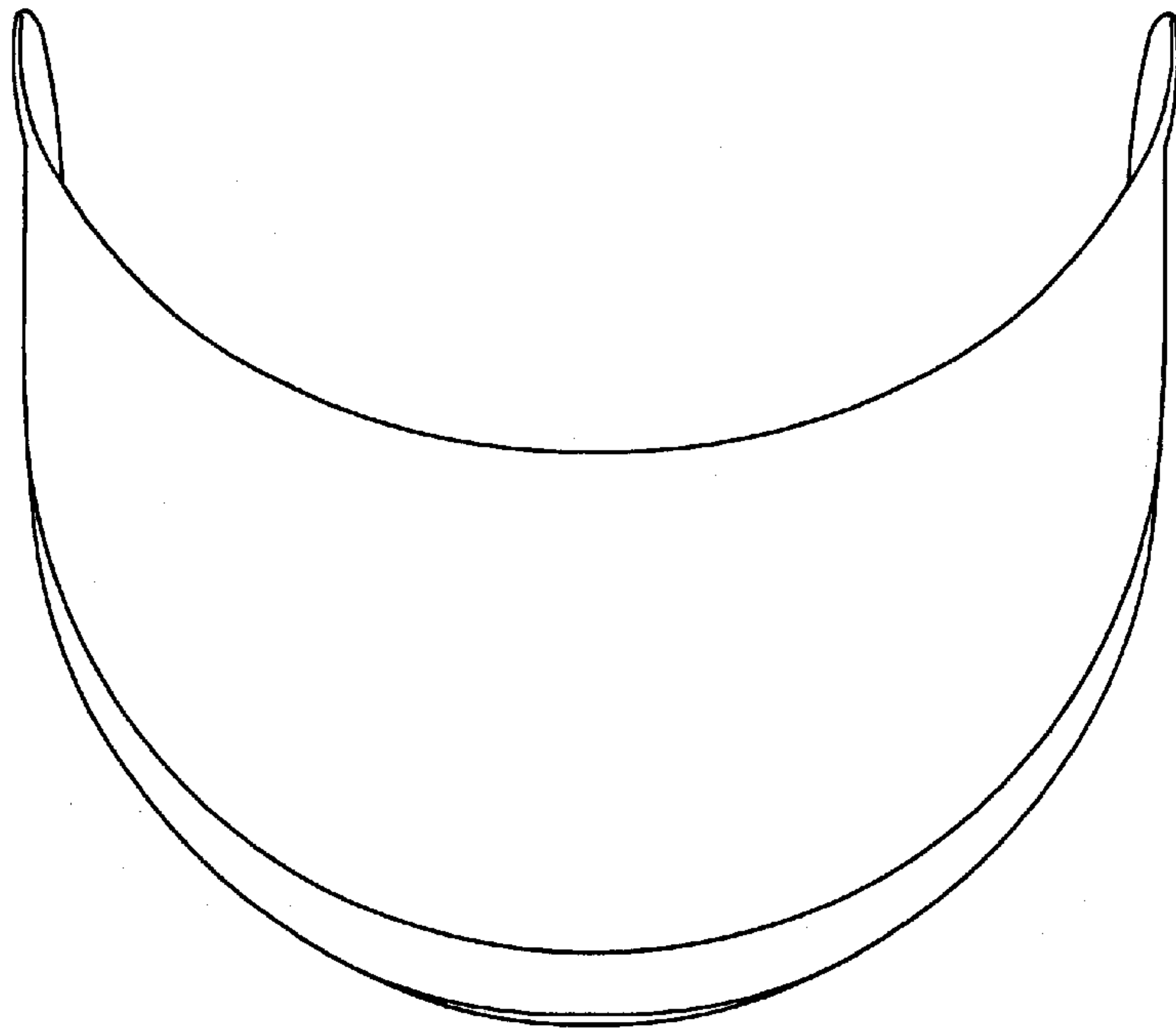


FIG. 5

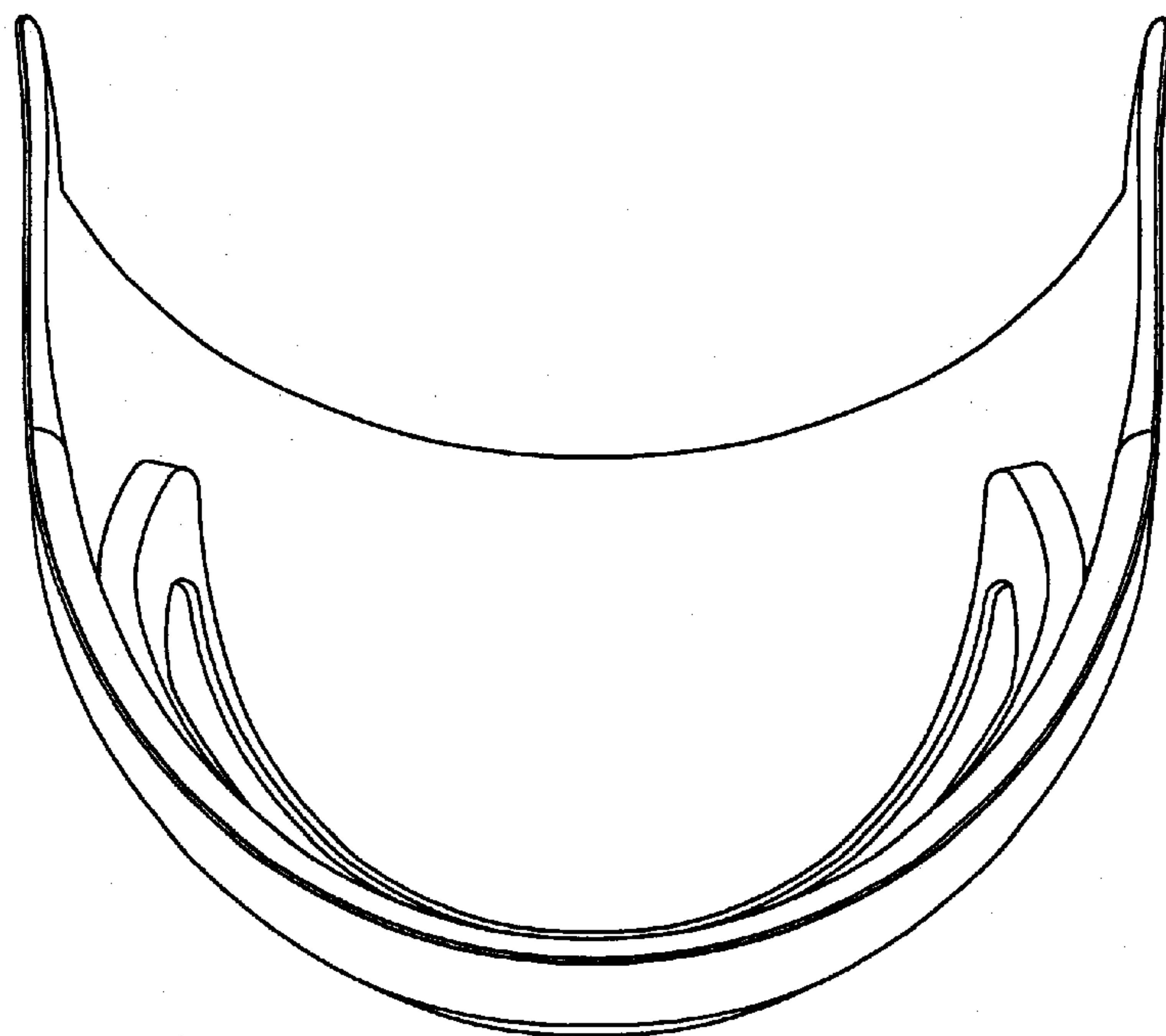


FIG. 6