



US00D511838S

(12) **United States Design Patent** (10) **Patent No.:** **US D511,838 S**
Vedra (45) **Date of Patent:** **** Nov. 22, 2005**

(54) **THERAPY APPARATUS**

(76) **Inventor:** **Laura Vedra**, 16960 Obsidian Dr.,
Ramona, CA (US) 92065

(**) **Term:** **14 Years**

(21) **Appl. No.:** **29/185,143**

(22) **Filed:** **Jun. 20, 2003**

(51) **LOC (8) Cl.** **24-04**

(52) **U.S. Cl.** **D24/206; D24/207**

(58) **Field of Search** D24/200, 206,
D24/207, 208; 601/15, 16, 39; 607/96,
108, 109, 112, 110, 111, 114; 604/304,
308

(56) **References Cited**

U.S. PATENT DOCUMENTS

144,315	A	*	11/1873	Cooper	604/308
D167,743	S	*	9/1952	Dorfman	D24/207
3,587,578	A	*	6/1971	Walker	604/304
3,883,053	A		5/1975	Pritchard et al.		
3,900,035	A		8/1975	Welch et al.		
4,920,964	A		5/1990	Francis, Jr.		
5,179,944	A		1/1993	McSymytz		
D342,790	S	*	12/1993	Zona	D24/207
D372,984	S	*	8/1996	Jordan	D24/206
5,948,010	A		9/1999	Adamec		
6,076,213	A		6/2000	Chase, Jr.		
6,183,430	B1		2/2001	Lin		
2001/0029344	A1		10/2001	Blomberg		
2005/0021114	A1	*	1/2005	Hidaka	607/112

OTHER PUBLICATIONS

Relief*[®]Mart Natural Back Pain Relief products web pages,
4 pages, 2001–2005, www.reliefmart.com.

BodySense Aromatherapy Hot and Cold Products web
pages, 3 pages, 2000–2001, www.shopbodysense.com.

BodySense Packs web pages, 3 pages, 2000–2001, www.
shopbodysense.com.

Comfort House Therabeads Moist Heat Packs (king size)
web pages, 3 pages, 1992–2003, www.comforthouse.com.

* cited by examiner

Primary Examiner—Cathy Anne MacCormac

Assistant Examiner—Melanie Levy

(74) *Attorney, Agent, or Firm*—Gazdzinski & Associates

(57) **CLAIM**

The ornamental design of a therapy apparatus, as shown or
described herein.

DESCRIPTION

This application claims priority to co-owned and co-pending
U.S. Utility patent application Ser. No. 10/465,208 filed Jun.
19, 2003 and entitled “Therapy Apparatus and Method” and
incorporated herein by reference in its entirety.

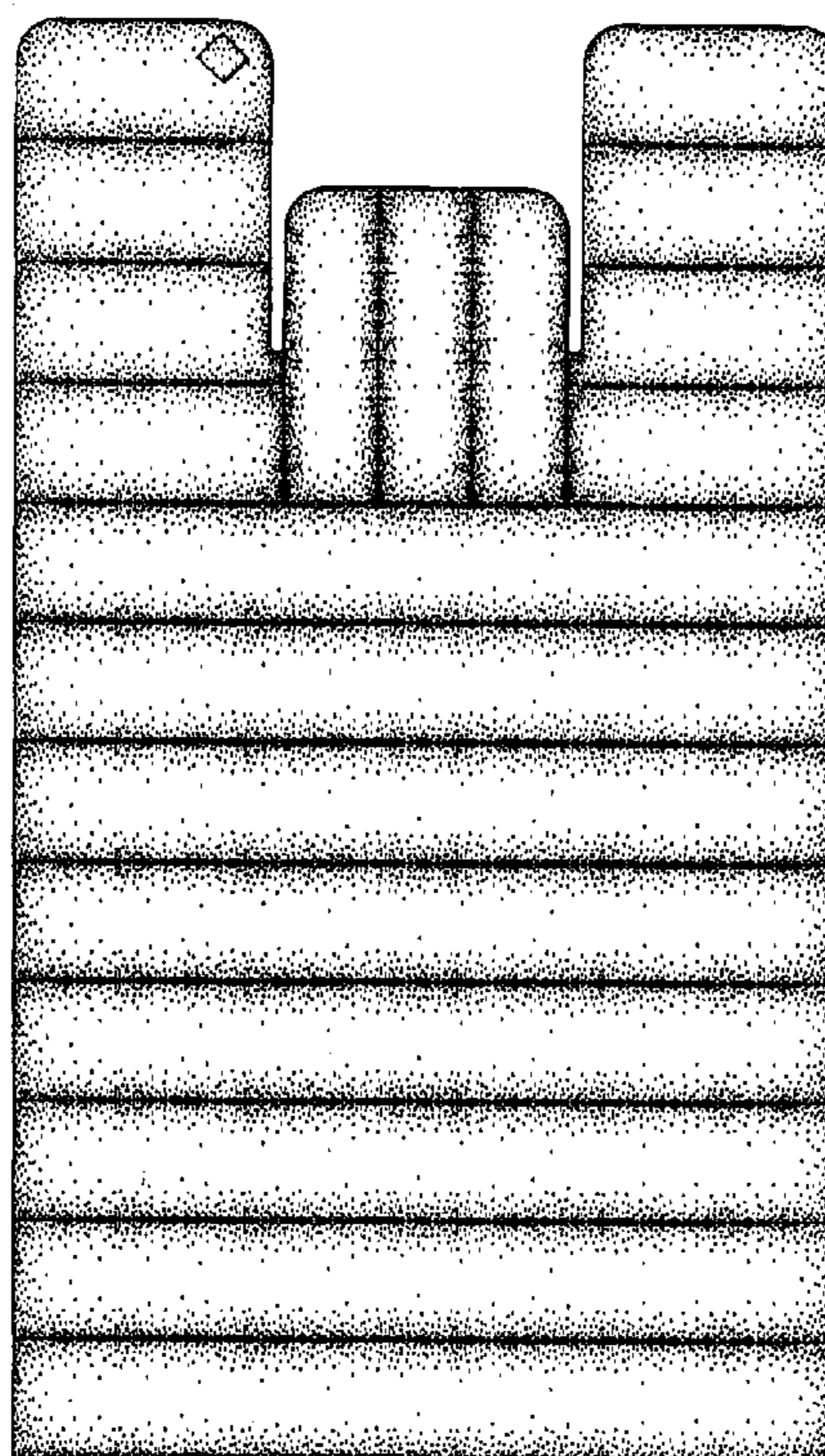
FIG. 1 is a top plan view of a therapy apparatus, showing my
new design, the bottom plan view of which is substantially
identical;

FIG. 2 is a left side view thereof, the right side view is
substantially identical;

FIG. 3 is a front view thereof; and,

FIG. 4 is a rear view thereof.

1 Claim, 3 Drawing Sheets






FIG. 1

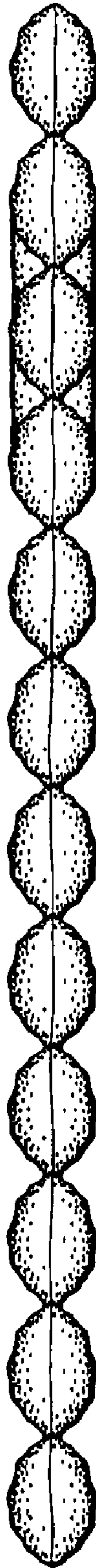


FIG. 2



FIG. 3




FIG. 4