



US00D511794S

(12) **United States Design Patent** (10) **Patent No.:** **US D511,794 S**
Lucas et al. (45) **Date of Patent:** **** Nov. 22, 2005**

(54) **PORTABLE DOCUMENT HOLDER** 5,492,411 A * 2/1996 May 383/5
5,573,110 A 11/1996 Nguyen
(76) Inventors: **Brenden J. Lucas**, 711 Newbridge Rd., 5,586,706 A * 12/1996 Ritzenheim 224/671
North Bellmore, NY (US) 11710; **Greg**
D. Steiner, 20 Long Dr., Hempstead, 5,609,319 A 3/1997 Kelley
NY (US) 11550 5,664,299 A * 9/1997 Porchia et al. 24/400
5,851,070 A * 12/1998 Dobreski et al. 383/63
5,871,281 A * 2/1999 Stolmeier et al. 383/64
(**) Term: **14 Years** D413,932 S 9/1999 Adeseye
5,947,603 A * 9/1999 Tilman 383/64
(21) Appl. No.: **29/195,050** 6,605,026 B1 * 8/2003 Tomic 493/394
6,739,755 B2 * 5/2004 Schreiter 383/64

(22) Filed: **Dec. 8, 2003**

(51) **LOC (8) Cl.** **19-02**
(52) **U.S. Cl.** **D19/86; D19/75**
(58) **Field of Search** D19/86, 90, 91,
D19/33, 6, 28, 31; D9/702, 703, 709; D3/247,
252, 298, 301, 302, 248, 250, 206, 303;
206/39, 39.1, 39.7, 776, 778; 150/147,
149; 383/63, 64, 66; 224/160, 163, 183,
584, 585, 587

* cited by examiner

Primary Examiner—Caron D. Veynar
Assistant Examiner—Vy Nguyen

(57) **CLAIM**

The ornamental design for a portable document holder, as shown and described.

DESCRIPTION

FIG. 1 is a front elevational view of a portable document holder showing my new design;
FIG. 2 is a rear elevational view thereof;
FIG. 3 is a right side elevational view thereof;
FIG. 4 is a left side elevational view thereof; and,
FIG. 5 is a bottom plan view thereof.
The broken line showing of the indicia are for illustrative purposes only and form no part of the claimed design.

(56) **References Cited**

U.S. PATENT DOCUMENTS

1,658,496 A 2/1928 Qvarnstrom
2,677,376 A * 5/1954 Brunner 383/9
3,324,520 A * 6/1967 Ausnit 24/399
4,643,451 A 2/1987 Coates
4,909,383 A 3/1990 Gross
4,948,267 A * 8/1990 Kaldenbaugh 383/63
5,149,137 A 9/1992 Holt
5,482,509 A 1/1996 Dull

1 Claim, 2 Drawing Sheets






FIG. 1




FIG. 2



FIG. 3



FIG. 4




FIG. 5