



US00D511791S

(12) **United States Design Patent**
Sheldon et al.

(10) **Patent No.: US D511,791 S**

(45) **Date of Patent: ** Nov. 22, 2005**

(54) **PRINTER CONNECTIVITY MODULE**

(75) Inventors: **Steven D. Sheldon**, Auburn, CA (US);
David R. Cowles, Granite Bay, CA
(US); **Maaiké Evers**, San Francisco,
CA (US); **Gil Wong**, San Francisco, CA
(US)

(73) Assignee: **Hewlett-Packard Development
Company, L.P.**, Houston, TX (US)

(**) Term: **14 Years**

(21) Appl. No.: **29/196,851**

(22) Filed: **Jan. 5, 2004**

(51) **LOC (8) Cl.** **18-99**

(52) **U.S. Cl.** **D18/56; D14/242; D18/99**

(58) **Field of Search** D14/240, 217,
D14/218, 299, 241-256, 433, 356; 455/151.1-151.4,
152.1, 352-355; D13/168; D18/56, 99;
345/700, 771, 156, 970; 101/494

(56) **References Cited**

U.S. PATENT DOCUMENTS

D366,878 S * 2/1996 Wakabayashi et al. D14/242
D420,361 S * 2/2000 Lutz et al. D14/242

D437,592 S * 2/2001 DeLeon D14/242
D441,747 S * 5/2001 Liu et al. D14/356
D462,954 S * 9/2002 Chen D14/299
D470,839 S * 2/2003 Tuhkanen D14/240
D480,716 S * 10/2003 Saikawa et al. D14/242
D485,830 S * 1/2004 Chen D14/240
D492,946 S * 7/2004 Loiske et al. D14/240
2004/0075642 A1 * 4/2004 Kisliakov 345/156

* cited by examiner

Primary Examiner—Charles A. Rademaker

(57) **CLAIM**

The ornamental design for a printer connectivity module, as shown and described.

DESCRIPTION

FIG. 1 is a perspective view of a printer connectivity module showing our new design.

FIG. 2 is a front elevational view thereof.

FIG. 3 is a rear elevational view thereof.

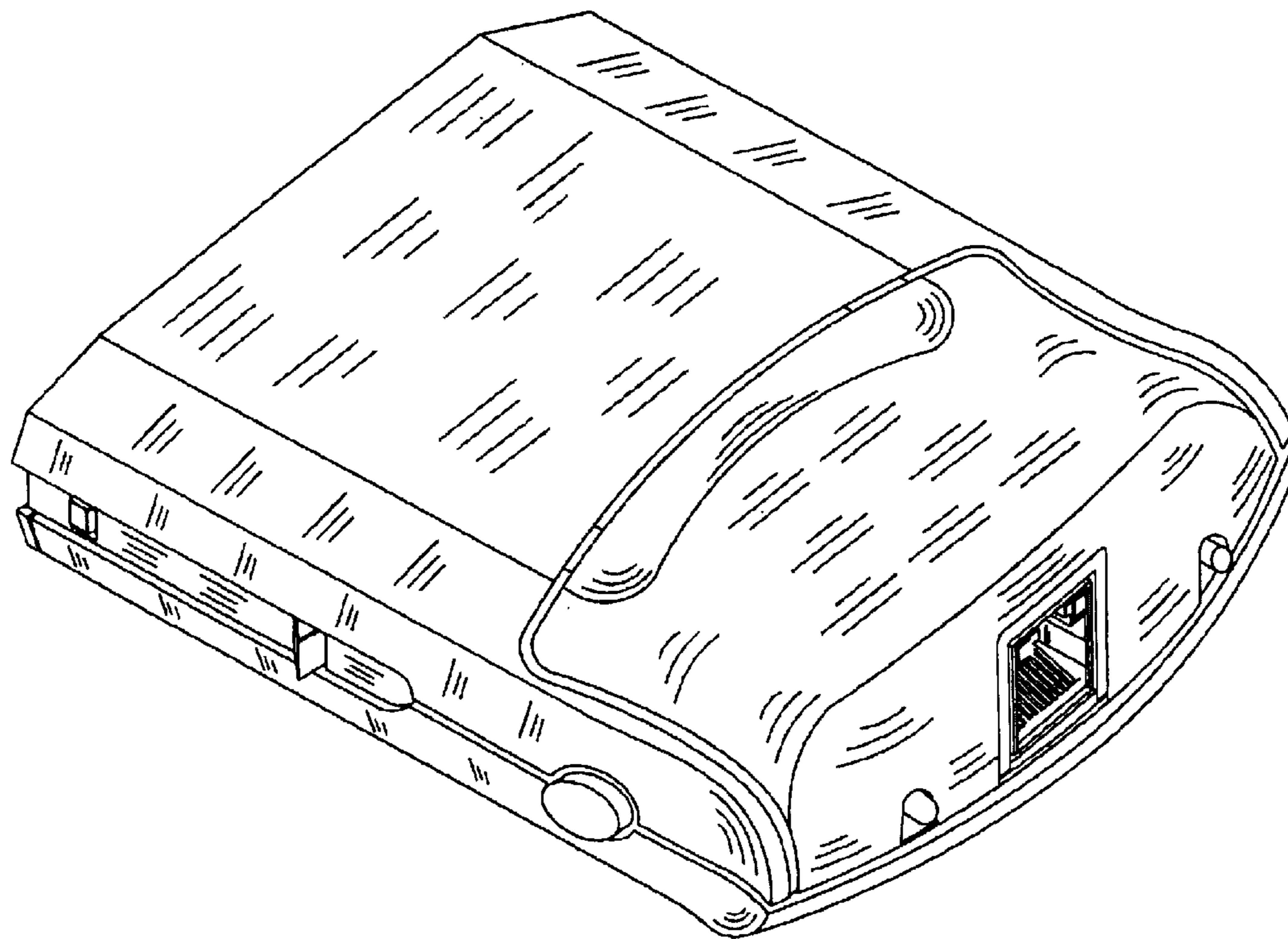
FIG. 4 is a top plan view thereof.

FIG. 5 is a bottom plan view thereof.

FIG. 6 is a right side elevational view thereof; and,

FIG. 7 is a left side elevational view thereof.

1 Claim, 5 Drawing Sheets



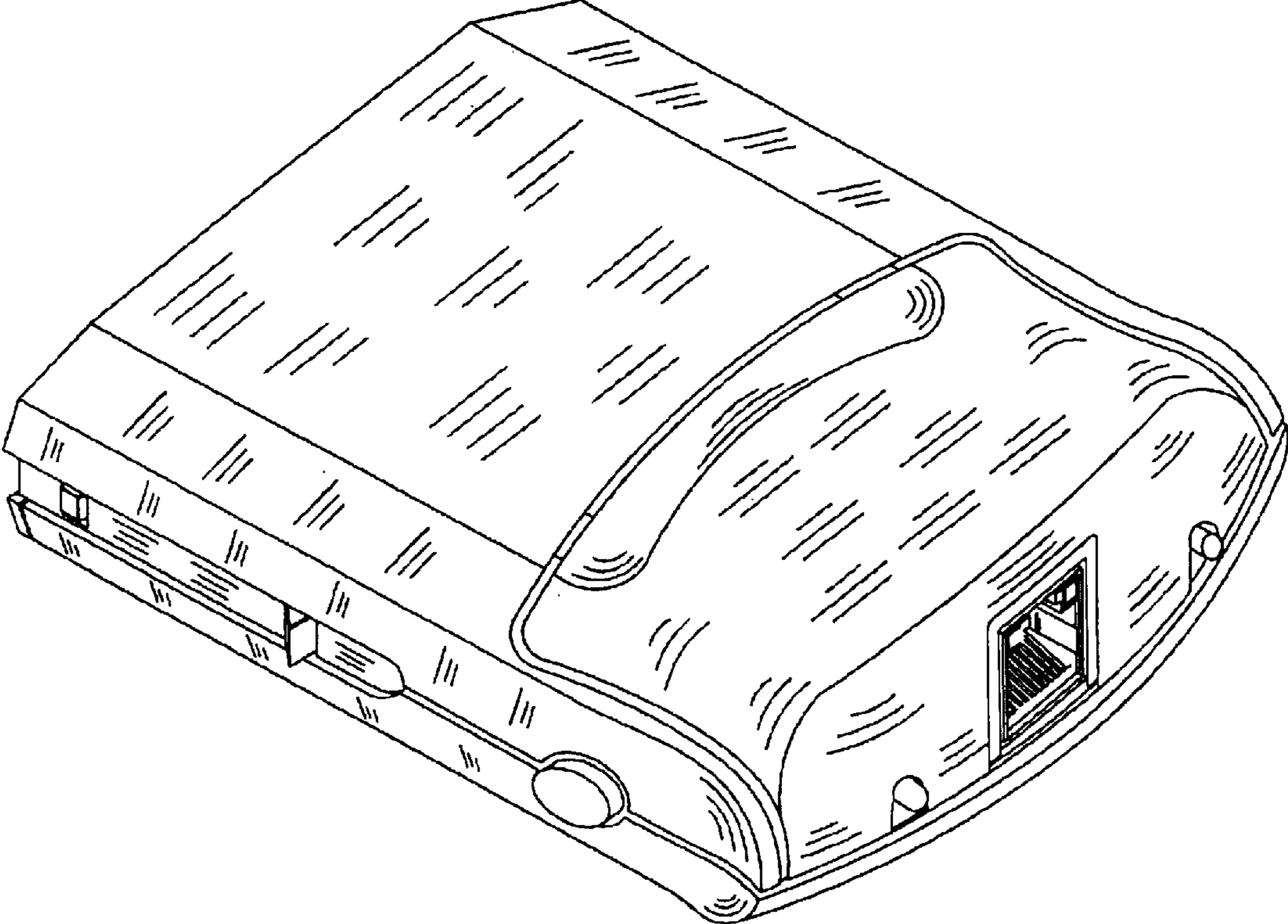


FIG. 1

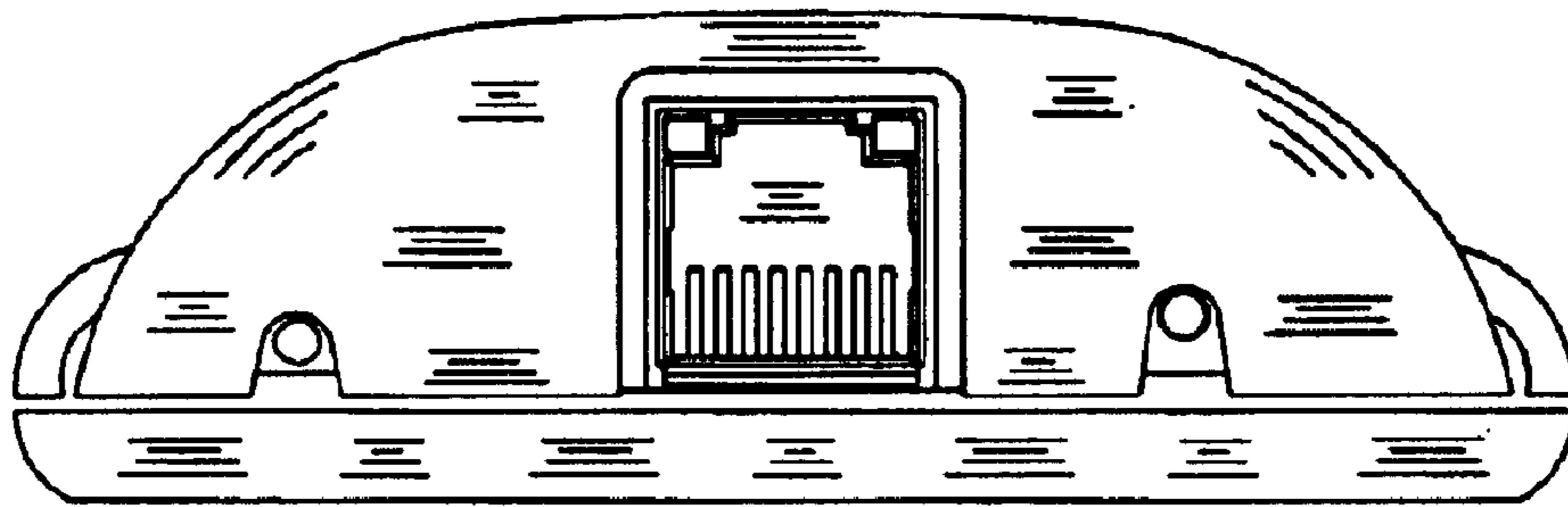


FIG. 2




FIG. 3

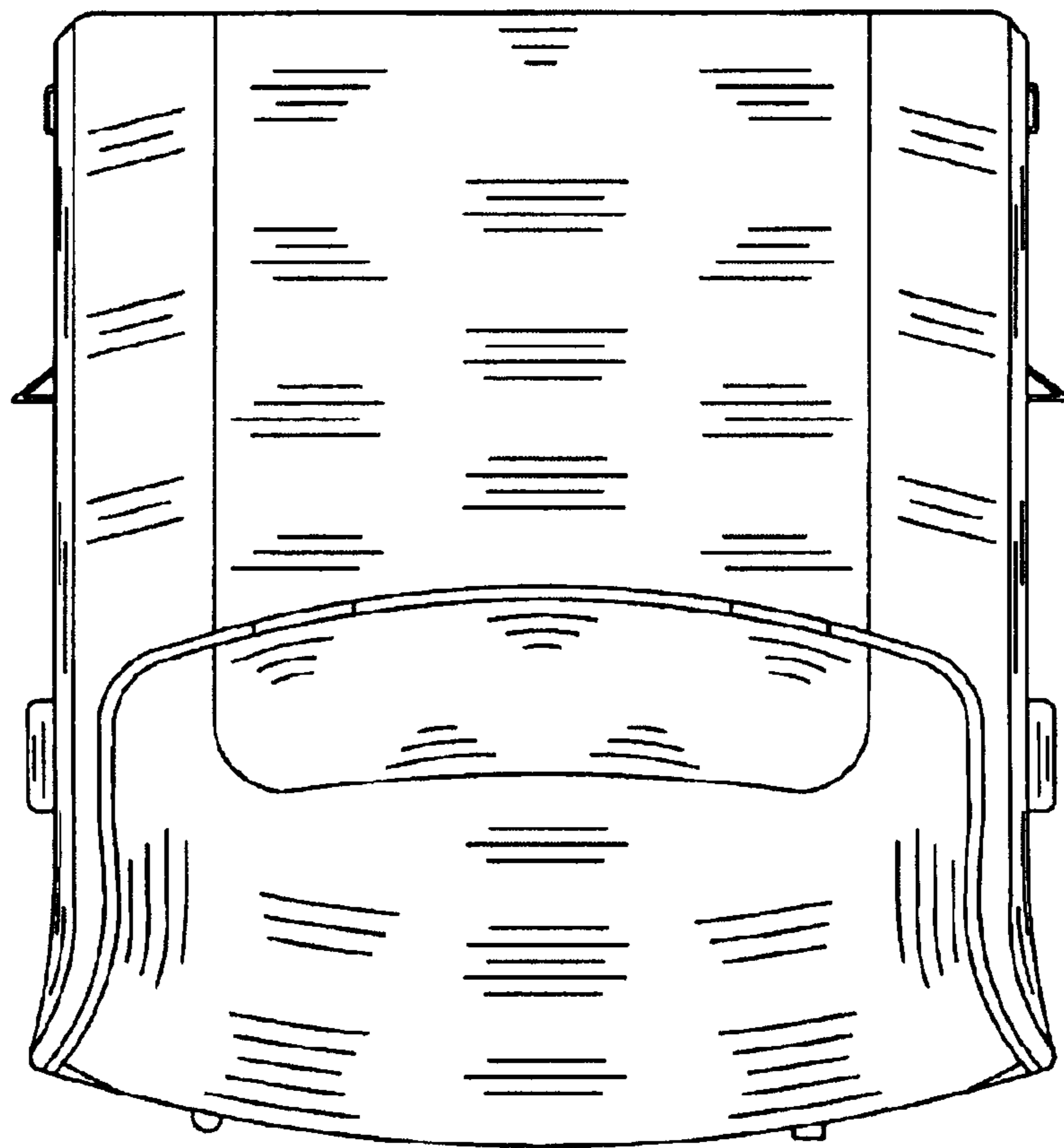


FIG. 4




FIG. 5

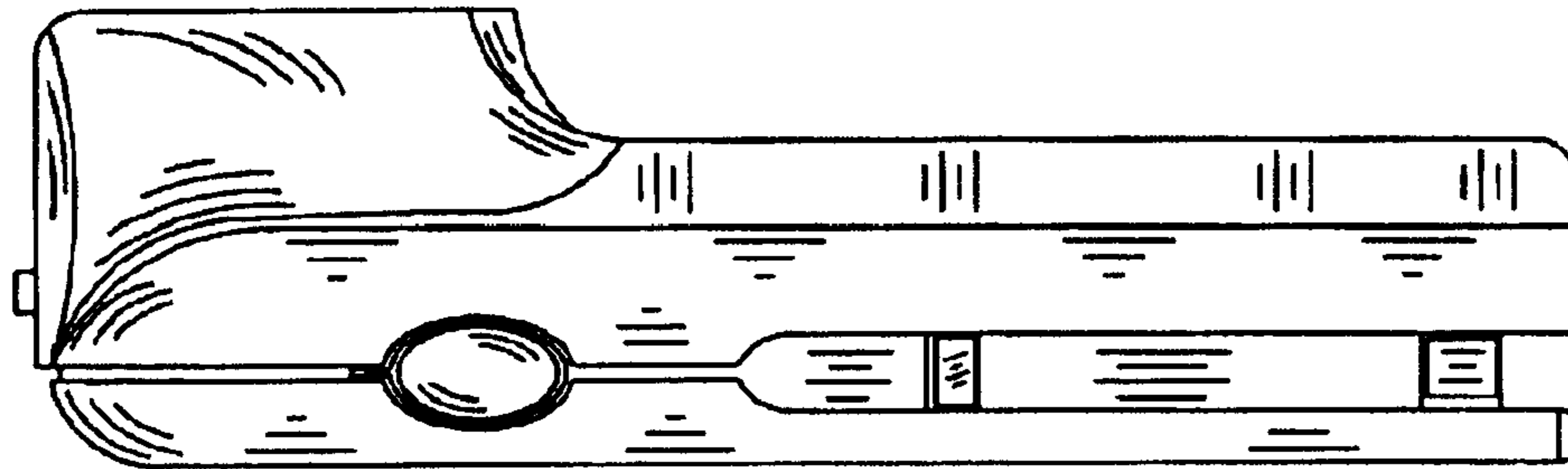


FIG. 6

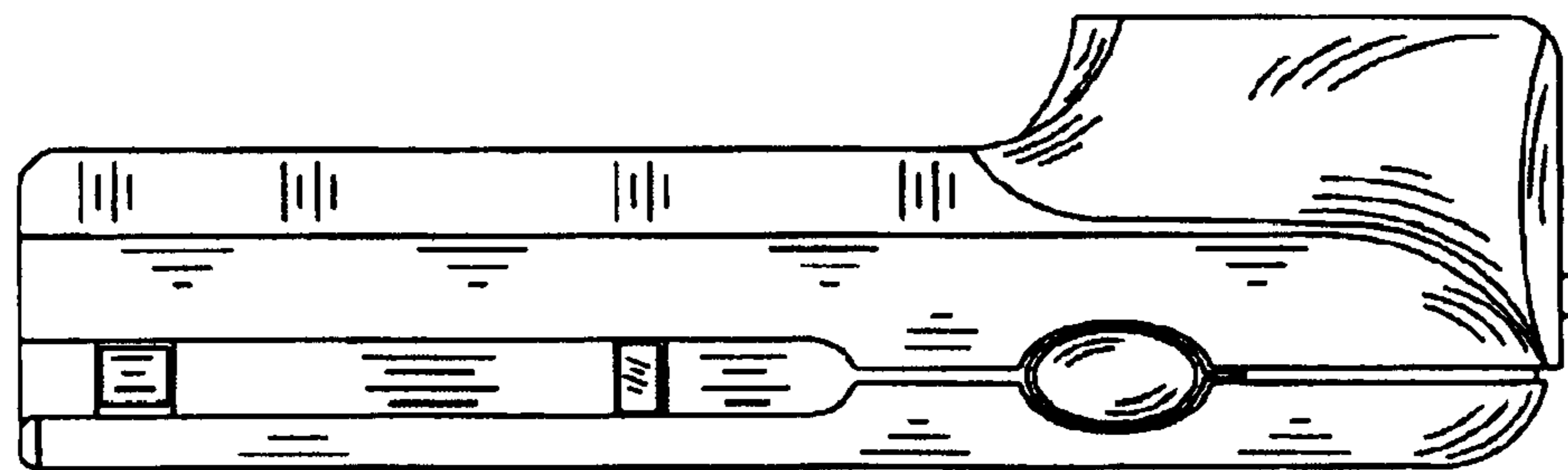


FIG. 7